



US00D974785S

(12) **United States Design Patent**
Lin

(10) **Patent No.:** **US D974,785 S**
(45) **Date of Patent:** **** Jan. 10, 2023**

(54) **CHAIR SEAT AND BACKREST**
(71) Applicant: **Zhuhai Shichang Metals Ltd.**, Zhuhai (CN)
(72) Inventor: **Jin Hong Lin**, Zhuhai (CN)
(73) Assignee: **Zhuhai Shichang Metals Ltd.**, Zhuhai (CN)

D178,900 S * 10/1956 O'Neil D6/369
D186,505 S * 11/1959 King 297/46
3,001,816 A * 9/1961 Clarin A47C 4/24
297/56
3,094,357 A * 6/1963 Shwayder A47C 7/16
297/452.1

(Continued)

(**) Term: **15 Years**
(21) Appl. No.: **29/723,940**

FOREIGN PATENT DOCUMENTS

CA 168023 S 10/2017
CA 168024 S 10/2017

(22) Filed: **Feb. 12, 2020**
(51) **LOC (14) Cl.** **06-01**
(52) **U.S. Cl.**
USPC **D6/368**

Primary Examiner — Kevin K Rudzinski
Assistant Examiner — Paul D Bohannon
(74) *Attorney, Agent, or Firm* — Luedeka Neely Group
PC

(58) **Field of Classification Search**
USPC D6/366, 368, 374, 380, 339, 716.4;
D25/64
CPC A47C 3/04; A47C 4/24; A47C 4/28; A47C
4/38; A47C 7/282; H01J 49/42; H01J
49/063; H01J 49/4215; H01J 49/4255;
Y10T 403/7171; Y10T 403/7194; A47B
83/02; A47D 1/004; A47D 1/0081; A47D
1/002; A47D 1/0085
See application file for complete search history.

(57) **CLAIM**

The ornamental design for a chair seat and backrest, as shown and described.


(56) **References Cited**
U.S. PATENT DOCUMENTS

DESCRIPTION

FIG. 1 is a top perspective view of the chair seat and backrest;
FIG. 2 is a bottom perspective view of the chair seat and backrest;
FIG. 3 is a right side elevation view of the chair seat and backrest;
FIG. 4 is a left side elevation view of the chair seat and backrest;
FIG. 5 is a front elevation view of the chair seat and backrest;
FIG. 6 is a rear elevation view of the chair seat and backrest;
FIG. 7 is a top plan view of the chair seat and backrest; and,
FIG. 8 is a bottom plan view of the chair seat and backrest.
The broken lines shown in the figures are included for the purpose of illustrating environment only and form no part of the claimed design.

1,873,768 A * 8/1932 Kux A47C 4/06
297/56
D107,545 S * 12/1937 O'Connor D6/368
2,364,093 A * 12/1944 O'Connor A47C 7/40
297/452.21
2,364,647 A * 12/1944 O'Connor A47C 4/24
297/452.33
2,753,922 A * 7/1956 Grimland A47C 4/24
297/58
2,757,715 A * 8/1956 Hendrickson A47C 4/24
297/58

1 Claim, 8 Drawing Sheets



(56)

References Cited

U.S. PATENT DOCUMENTS

6,481,789 B1 *	11/2002	Ambasz	A47C 1/121	D793,139 S	8/2017	Lin	
			297/354.11	D794,372 S	8/2017	Lin	
D477,470 S *	7/2003	Haney	D6/368	D801,099 S *	10/2017	Farber	D6/716
D506,325 S *	6/2005	Farber	D6/368	D802,954 S *	11/2017	Lin	D6/368
D507,425 S *	7/2005	Ashby	D6/368	D811,143 S	2/2018	Chavarria	
D523,254 S *	6/2006	Nye	D6/368	D811,790 S	3/2018	Chavarria	
D544,225 S *	6/2007	Cantarutti	D6/368	D811,791 S	3/2018	Chavarria	
7,753,439 B2 *	7/2010	Akkad	A47C 4/10	D819,380 S	6/2018	Chavarria	
			297/23	D823,623 S	7/2018	Chavarria	
D647,718 S *	11/2011	Chen	D6/368	10,959,526 B2 *	3/2021	Leng	A47C 4/10
D648,554 S *	11/2011	Smith	D6/368	2003/0168894 A1 *	9/2003	Lin	A47C 4/48
D655,932 S *	3/2012	Ashby	D6/368				297/55
D667,649 S *	9/2012	Waite	A47C 4/22	2008/0284215 A1 *	11/2008	Stauber	A47C 3/045
			D6/368				297/16.2
D686,007 S *	7/2013	Johnson	D6/368	2009/0146467 A1 *	6/2009	Waite	A47C 4/20
D710,623 S *	8/2014	Peery	D6/368				297/440.2
D721,528 S *	1/2015	Peery	D6/709	2010/0156150 A1 *	6/2010	Smith	A47C 7/002
D787,217 S	5/2017	Lin					297/55
D787,849 S	5/2017	Lin		2010/0156155 A1 *	6/2010	Smith	A47C 1/124
D793,113 S *	8/2017	Lin	D6/368				297/239
				2015/0201759 A1 *	7/2015	Winters	A47C 4/04
							297/48

* cited by examiner




FIG. 1



FIG. 2

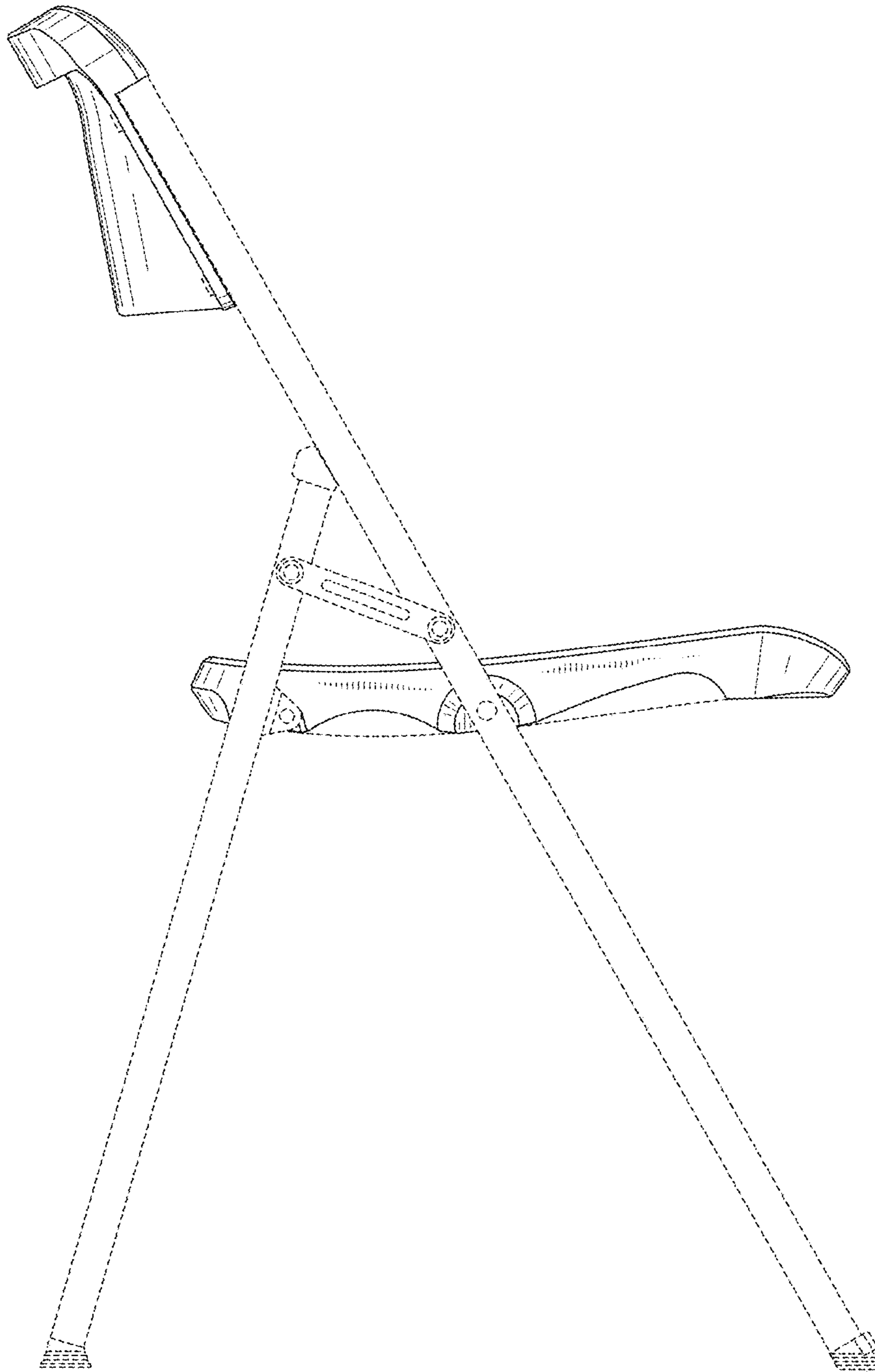


FIG. 3

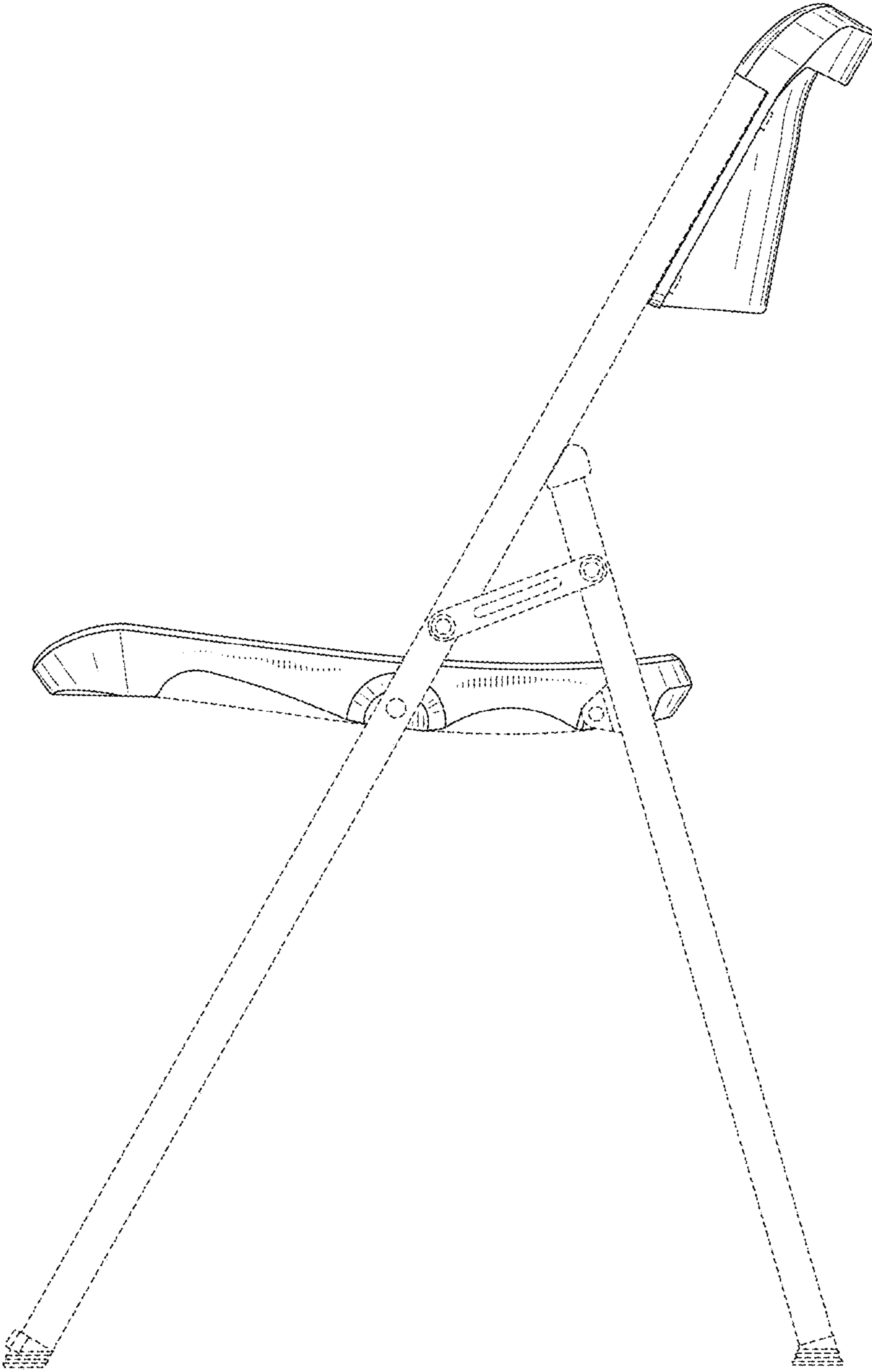


FIG. 4

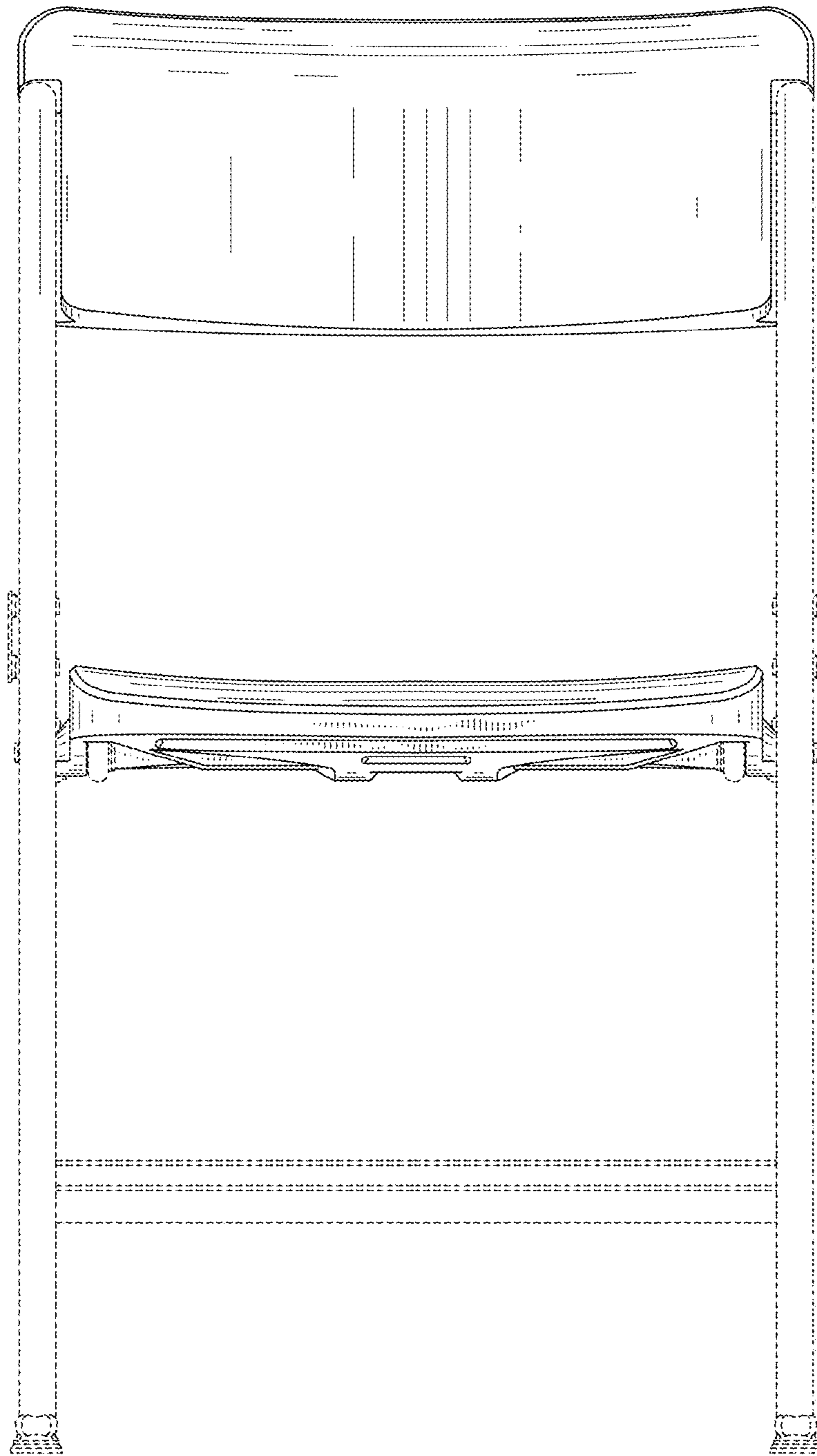


FIG. 5

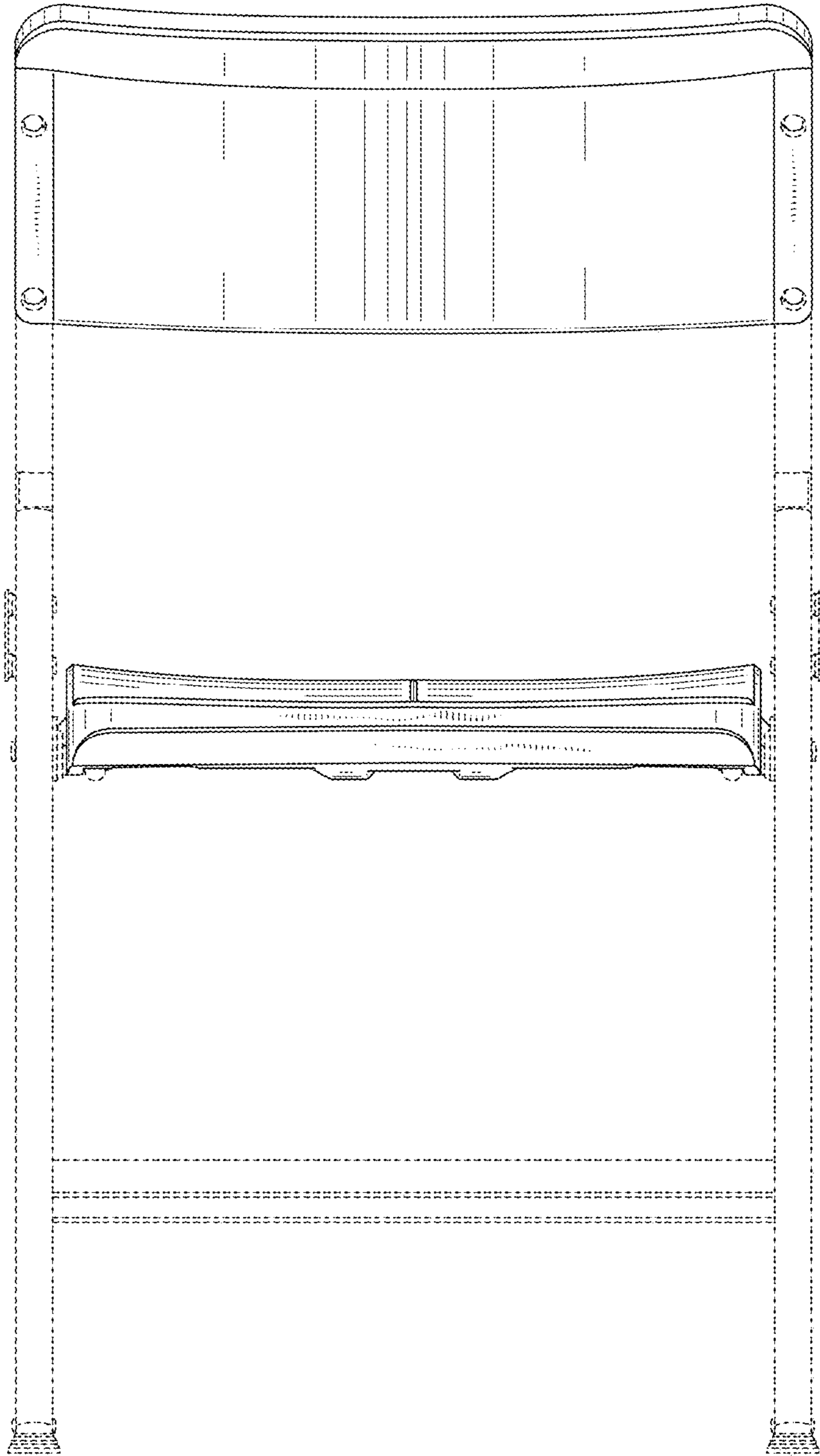


FIG. 6

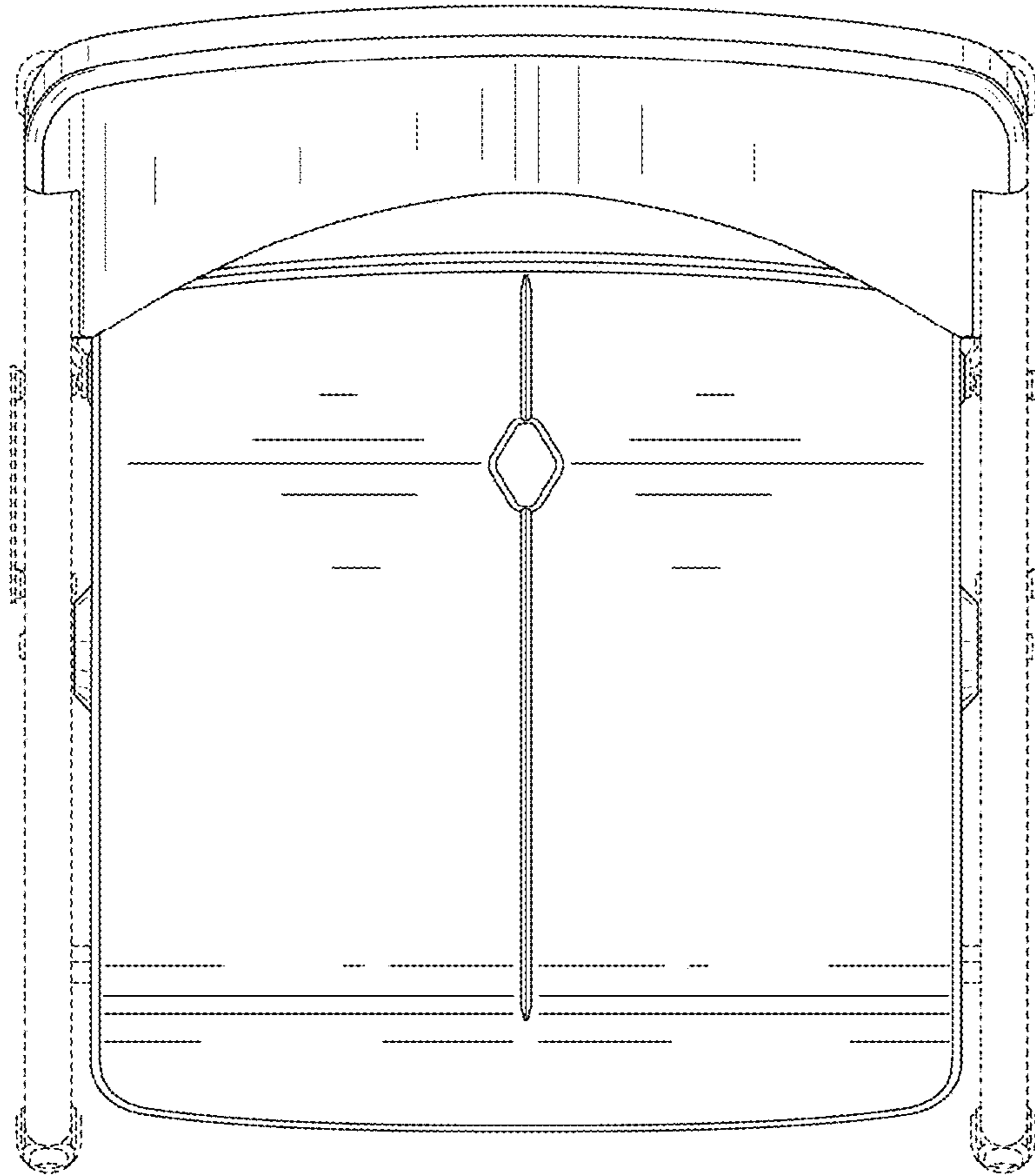


FIG. 7

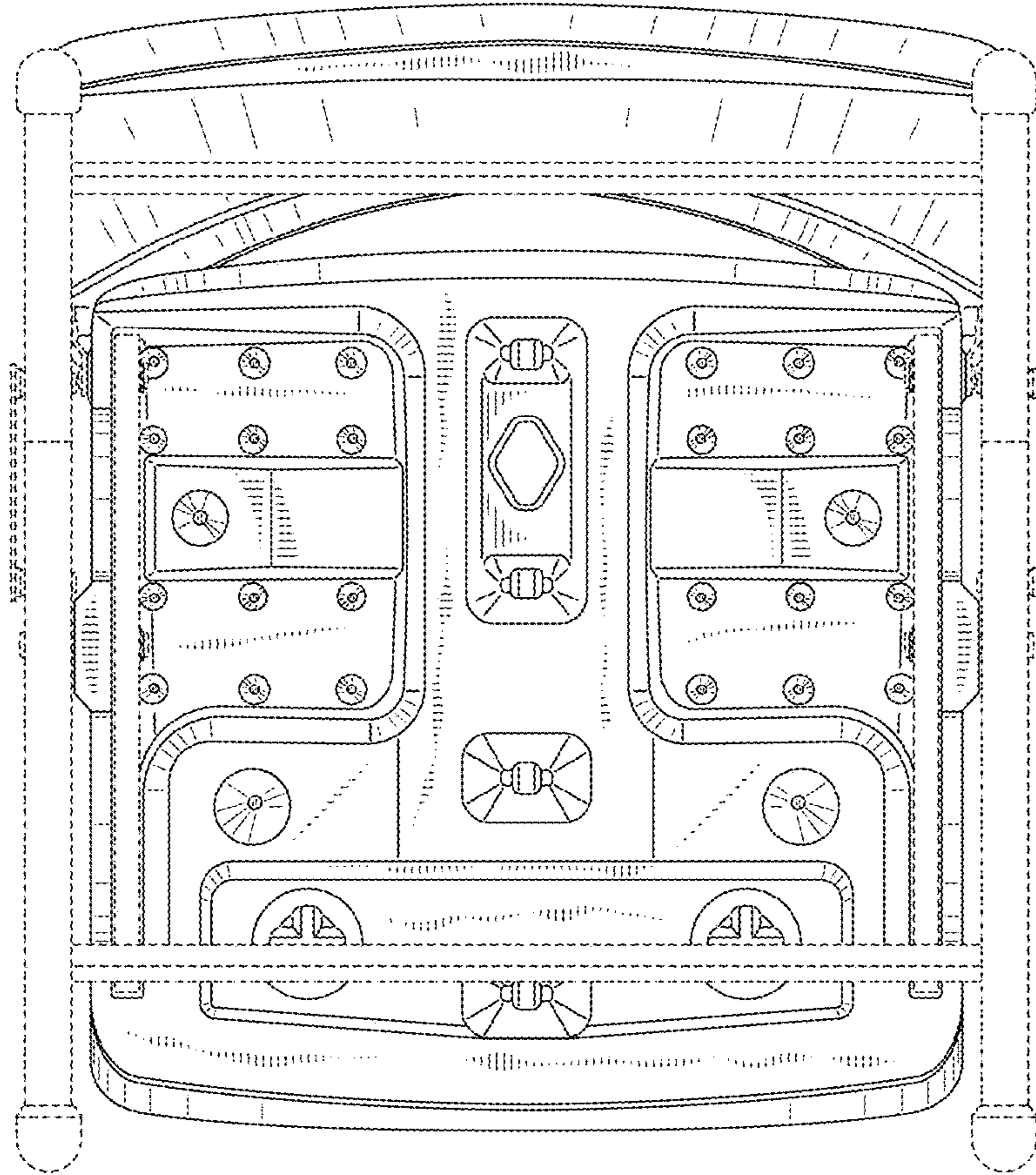


FIG. 8