



US00D974777S

(12) **United States Design Patent**  
**Zhi**

(10) **Patent No.:** **US D974,777 S**  
(45) **Date of Patent:** **\*\* Jan. 10, 2023**

- (54) **COAT HOOK**
- (71) Applicant: **Xucan Zhi**, Guangdong (CN)
- (72) Inventor: **Xucan Zhi**, Guangdong (CN)
- (\*\*) Term: **15 Years**
- (21) Appl. No.: **29/802,772**
- (22) Filed: **Aug. 8, 2021**
- (51) **LOC (14) Cl.** ..... **06-08**
- (52) **U.S. Cl.**  
USPC ..... **D6/323; D8/367**
- (58) **Field of Classification Search**  
USPC ..... D6/315-328; D8/367, 370, 371, 372,  
D8/373, 380  
CPC ..... A47G 25/32; A47G 25/28; A47G 25/743;  
A47G 25/746; A47G 29/083; A47G  
25/06; A47G 25/0607; A47G 25/10;  
A47G 25/38; A47G 29/08; A47G 1/17;  
A47G 7/044; A47G 29/00  
See application file for complete search history.

- (56) **References Cited**  
U.S. PATENT DOCUMENTS
- 1,335,881 A \* 4/1920 Dottl ..... A47G 25/0607  
248/304
- 1,491,203 A \* 4/1924 Enoch ..... A47G 25/0607  
248/217.4
- D234,283 S \* 2/1975 Rockliff et al. .... D8/367
- D254,943 S \* 5/1980 Hepworth ..... D8/367
- D563,109 S \* 3/2008 Krumpe ..... D6/323
- D630,027 S \* 1/2011 Romero ..... D6/323
- D672,565 S \* 12/2012 Nazario ..... D6/323
- D787,204 S \* 5/2017 Georgeson ..... D8/367

- 2010/0084530 A1\* 4/2010 Lai ..... A47G 25/0678  
248/304
- 2012/0012726 A1\* 1/2012 Daniels ..... A47G 25/0678  
248/304
- 2012/0074277 A1\* 3/2012 Krumpe ..... A47G 25/0607  
248/220.21
- 2014/0021230 A1\* 1/2014 Sanchez ..... B60R 7/10  
224/275
- 2019/0374030 A1\* 12/2019 Daniels ..... F16B 45/00

\* cited by examiner

*Primary Examiner* — Lauren R Calve  
(74) *Attorney, Agent, or Firm* — True Shepherd, LLC;  
Andrew Cheng

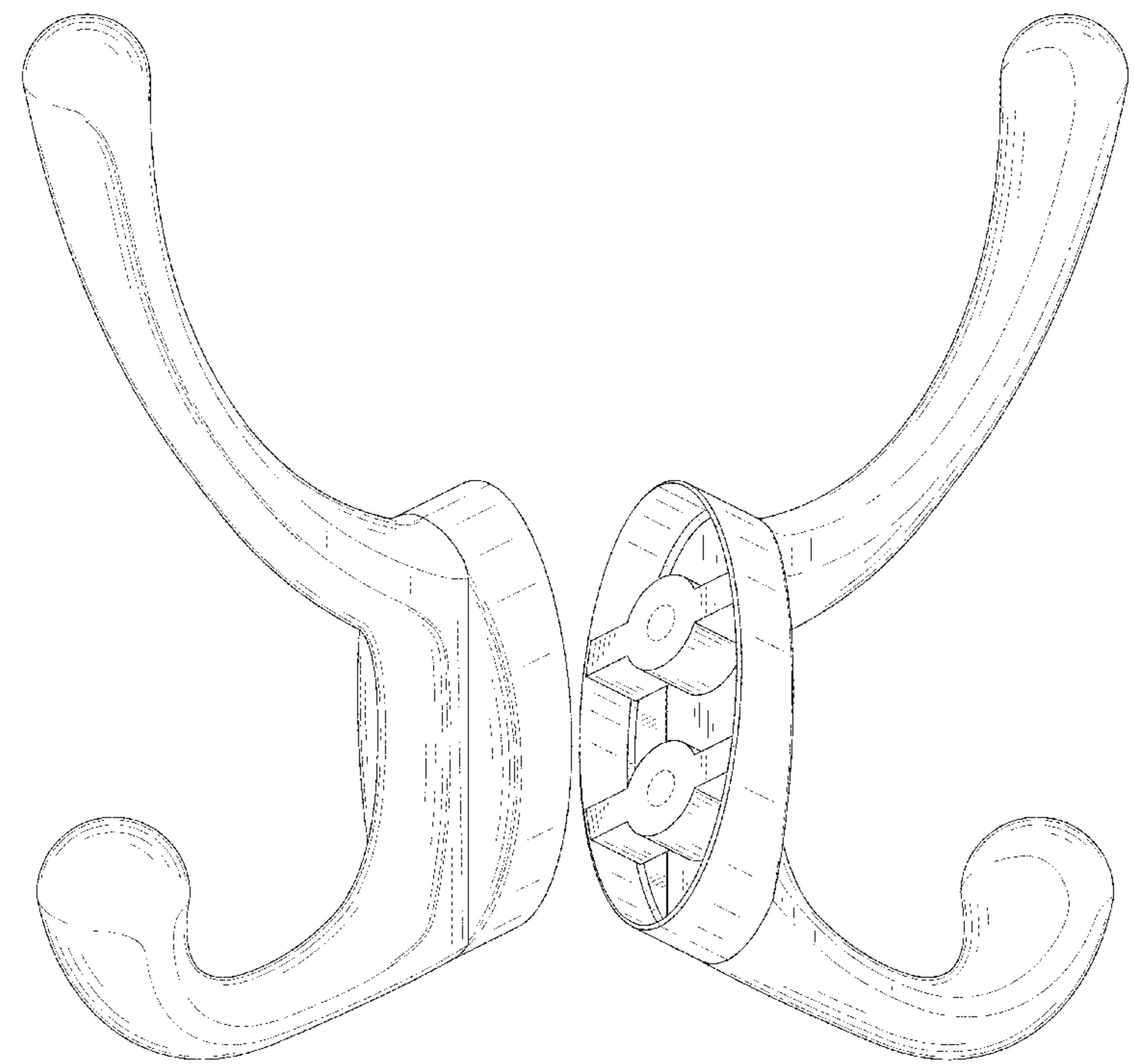
(57) **CLAIM**

The ornamental design for a coat hook, as shown and described.

**DESCRIPTION**

FIG. 1 is a front, right, and top perspective view of a coat hook, showing my design.  
FIG. 2 is a rear, left, and bottom perspective view thereof.  
FIG. 3 is a front elevation view thereof.  
FIG. 4 is a rear elevation view thereof.  
FIG. 5 is a left side elevation view thereof.  
FIG. 6 is a right side elevation view thereof.  
FIG. 7 is a top plan view thereof; and,  
FIG. 8 is a bottom plan view thereof.  
The broken lines shown in the drawings are included for the purpose of illustrating portions of the coat hook that form no part of the claimed design.

**1 Claim, 8 Drawing Sheets**



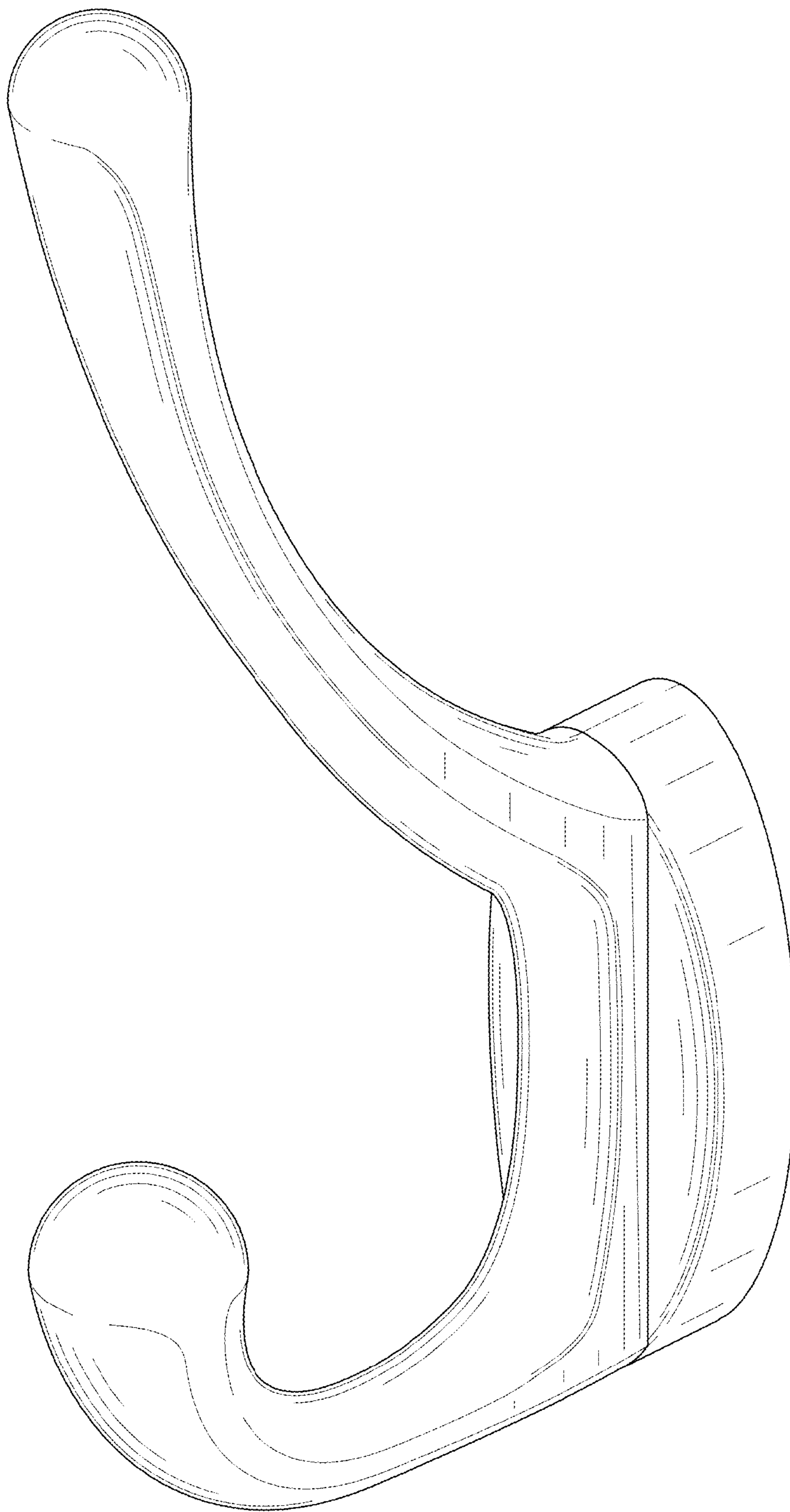


FIG. 1

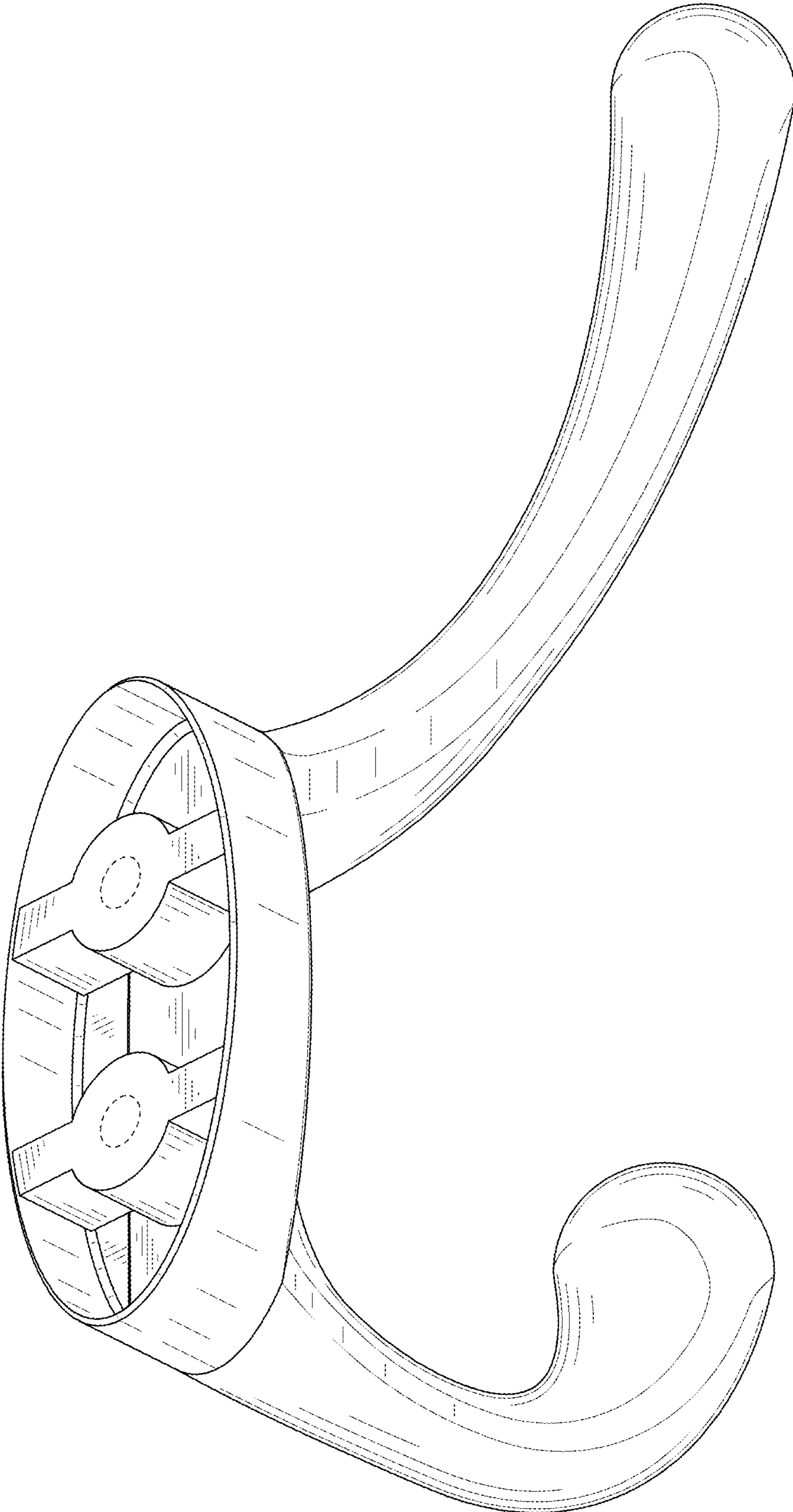


FIG. 2

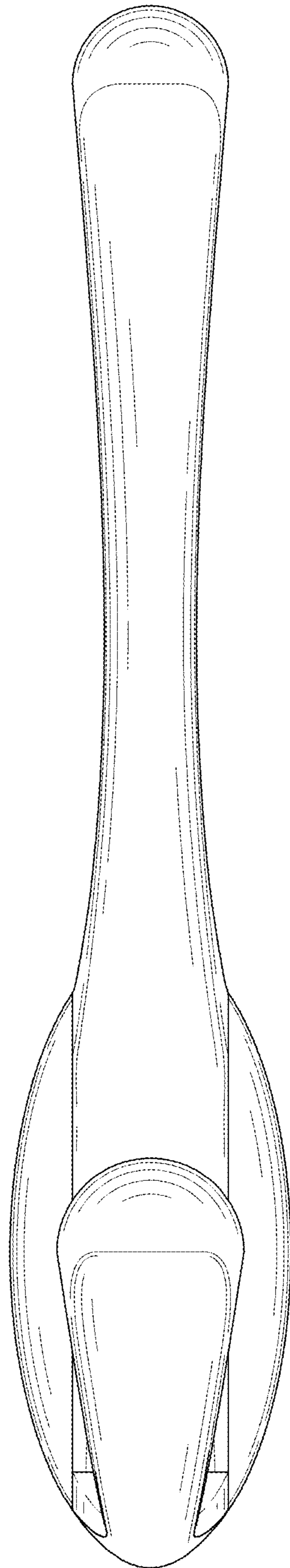


FIG. 3

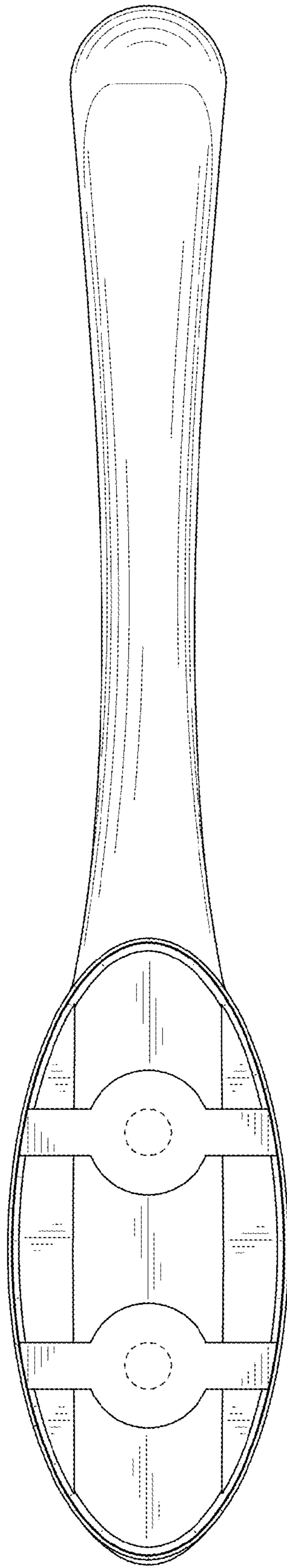


FIG. 4

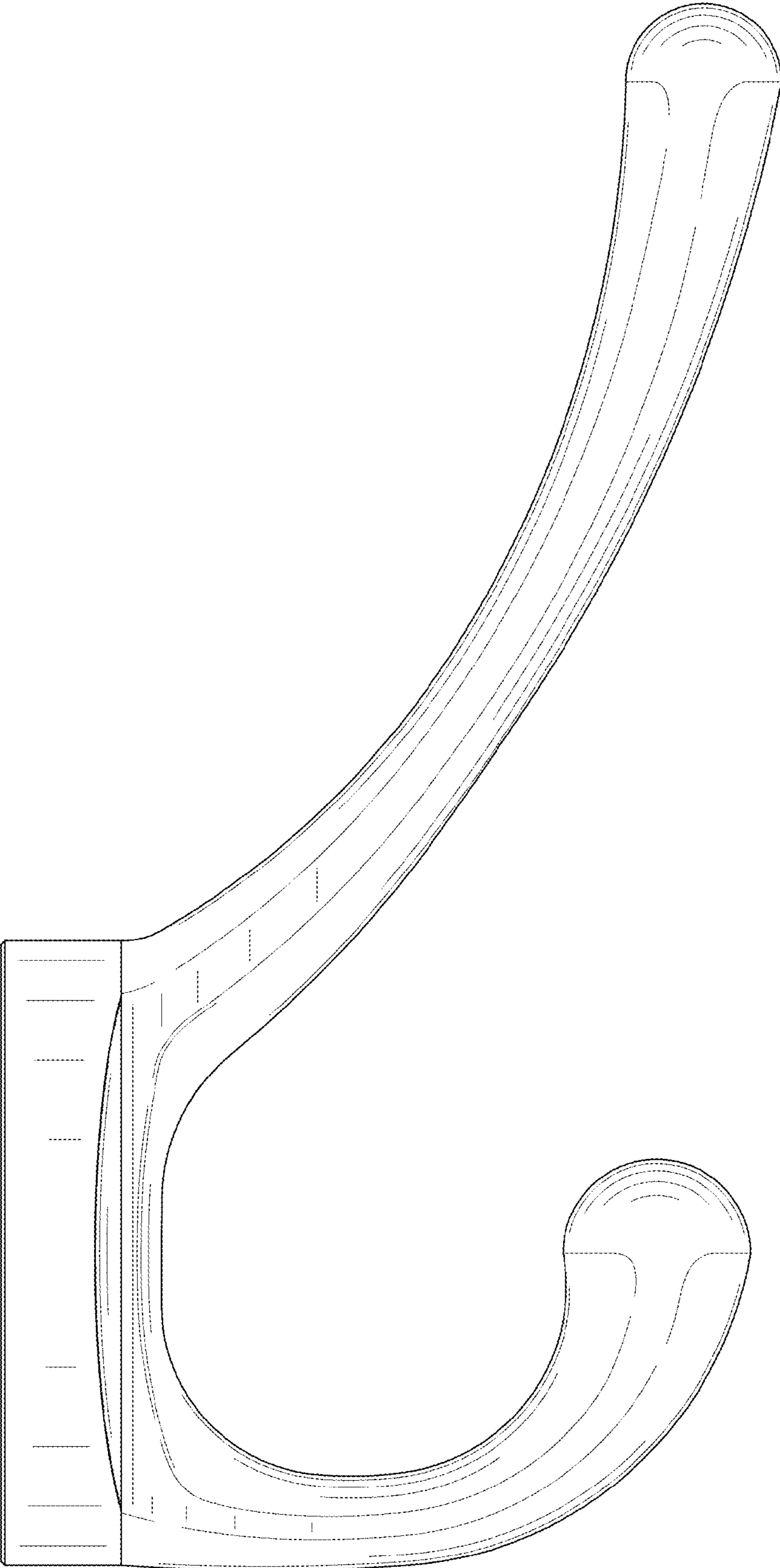


FIG. 5

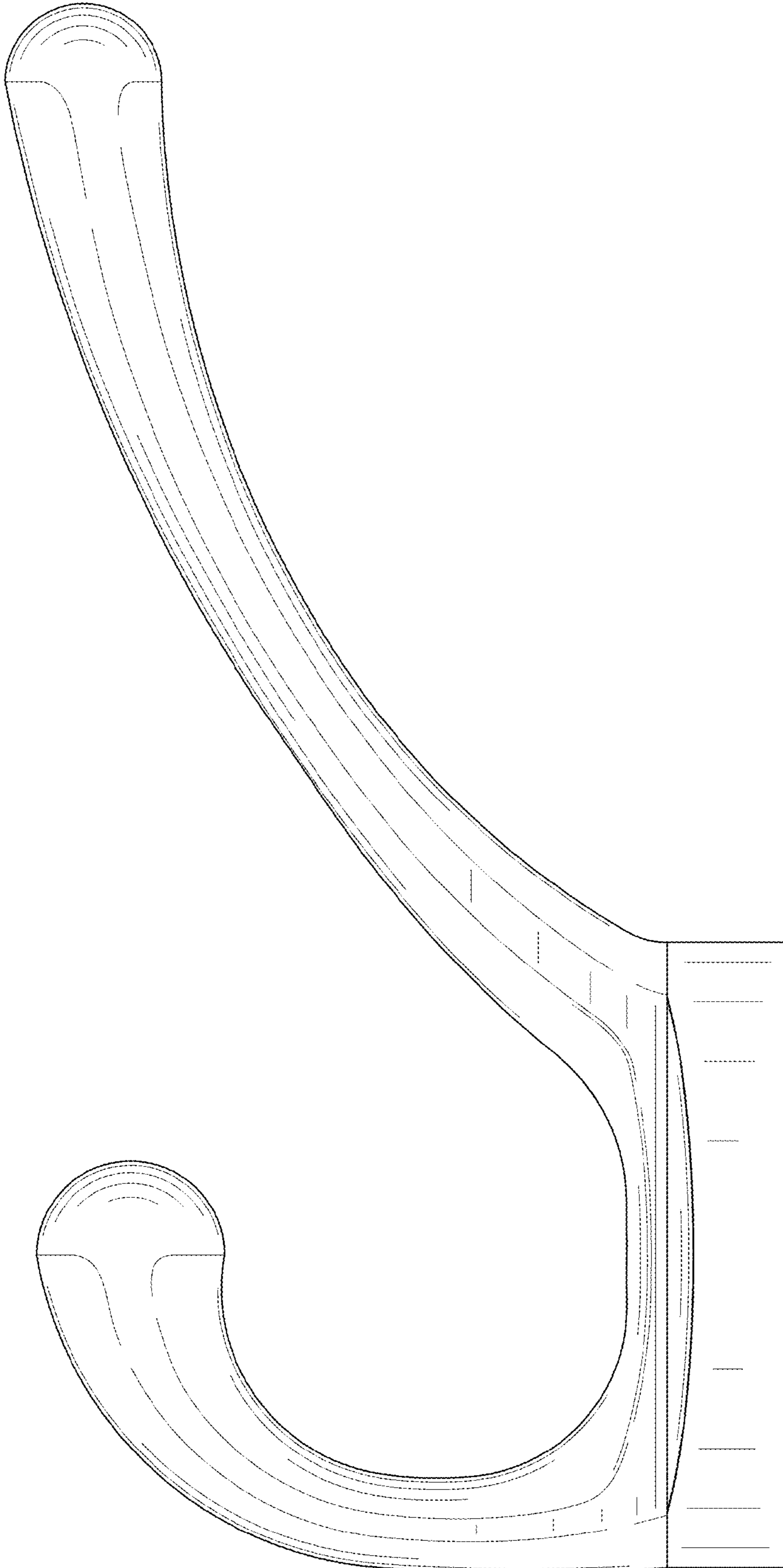


FIG. 6

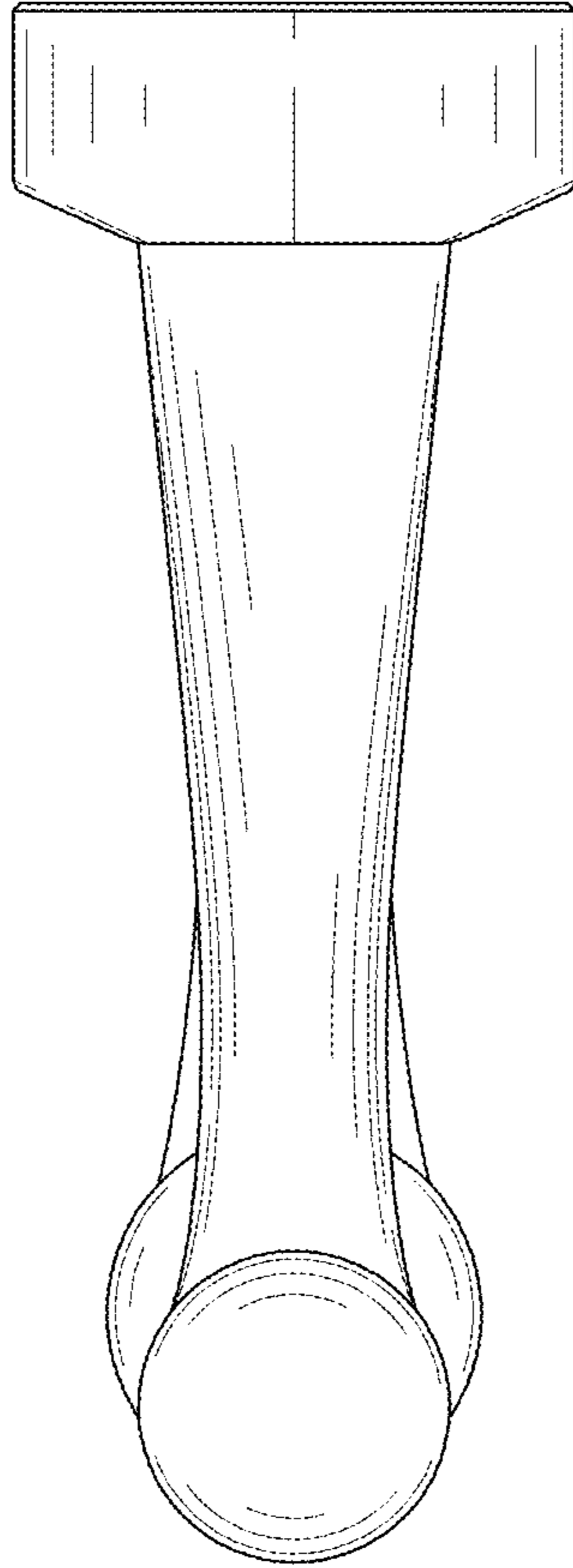


FIG. 7



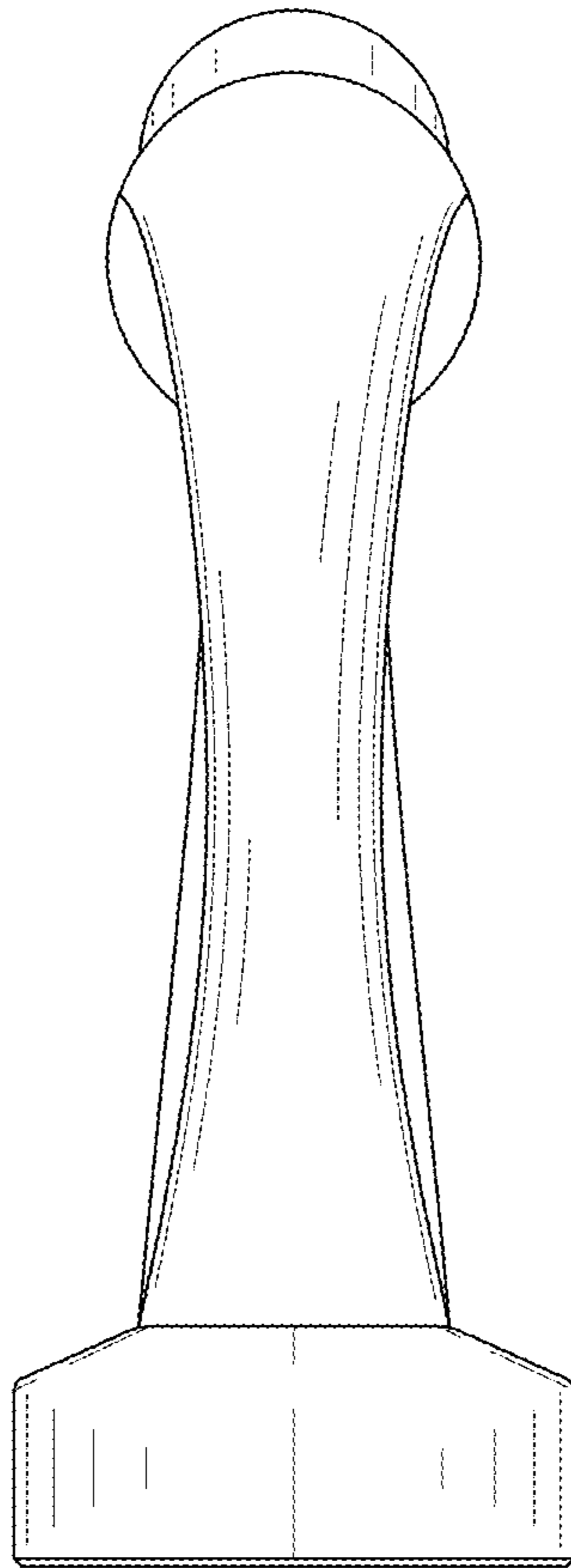


FIG. 8