



US00D974774S

(12) **United States Design Patent** (10) **Patent No.:** **US D974,774 S**
Li (45) **Date of Patent:** **** Jan. 10, 2023**

(54) **BRUSH**
(71) Applicant: **Shenzhen Youta Innovation Technology Co., Ltd., Shenzhen (CN)**
(72) Inventor: **Mengxia Li, Liupanshui (CN)**
(**) Term: **15 Years**
(21) Appl. No.: **29/818,099**
(22) Filed: **Dec. 7, 2021**
(30) **Foreign Application Priority Data**

D911,034 S * 2/2021 Rodriguez D4/132
D911,037 S * 2/2021 Rodriguez D4/138
D932,195 S * 10/2021 Kwon D4/135
D954,446 S * 6/2022 Zhang D4/135
2010/0199449 A1* 8/2010 Ho A46D 1/0207
15/207.2
2011/0191970 A1* 8/2011 Genatossio A46D 1/00
15/160

Jun. 11, 2021 (CN) 202130364590.7
(51) **LOC (14) Cl.** **04-01**
(52) **U.S. Cl.**
USPC **D4/135**
(58) **Field of Classification Search**
USPC D4/130, 132, 133, 134, 135, 136, 138,
D4/199; D7/670, 688
CPC A46B 9/02; A46B 2200/207; A47L 17/04;
A47L 17/08; A46D 1/00
See application file for complete search history.

FOREIGN PATENT DOCUMENTS

WO D075357-001 * 3/2011

OTHER PUBLICATIONS

U-Taste 600° F. Heat Resistant Angled Silicone Basting Brushes . . . [online]. Date first available Jul. 20, 2021. [Retrieved from the Internet Oct. 18, 2022.] <URL: <https://www.amazon.com/U-Taste-Resistant-Silicone-Basting-Grilling/dp/B09CMVF8XG?th=1> >.*

* cited by examiner

Primary Examiner — Rebekah A Caruso
(74) *Attorney, Agent, or Firm* — Rumit Ranjit Kanakia

(56) **References Cited**

U.S. PATENT DOCUMENTS

D85,251 S * 9/1931 Lynde D4/132
D412,618 S * 8/1999 Parker D4/132
D441,963 S * 5/2001 Harris D4/118
D455,559 S * 4/2002 Wang D4/132
D470,315 S * 2/2003 Tapley D4/138
D512,839 S * 12/2005 Lion D4/132
D563,675 S * 3/2008 Zemel D4/135
D574,156 S * 8/2008 Davis D28/20
D595,058 S * 6/2009 Davis D4/138
D628,392 S * 12/2010 Genatossio D4/135
D818,718 S 5/2018 Kaicker
D824,177 S 7/2018 Salm
D825,192 S 8/2018 Duvall
D831,976 S 10/2018 Nicoline
D851,408 S 6/2019 Harrington
D857,400 S 8/2019 Nicoline

(57) **CLAIM**

I claim the ornamental design for a brush, as shown and described.

DESCRIPTION

FIG. 1 is a Front Perspective view of a brush showing my new design;
FIG. 2 is a Front view thereof;
FIG. 3 is a Back view thereof;
FIG. 4 is a Right-side view thereof;
FIG. 5 is a Left-side view thereof;
FIG. 6 is a Top view thereof; and,
FIG. 7 is a Bottom view thereof.

1 Claim, 7 Drawing Sheets






FIG. 1

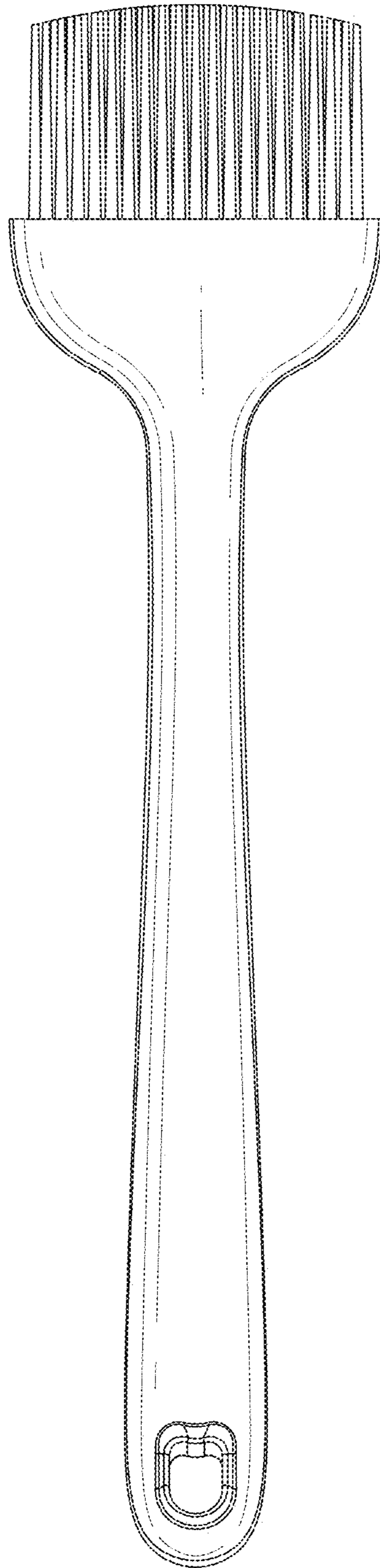


FIG. 2

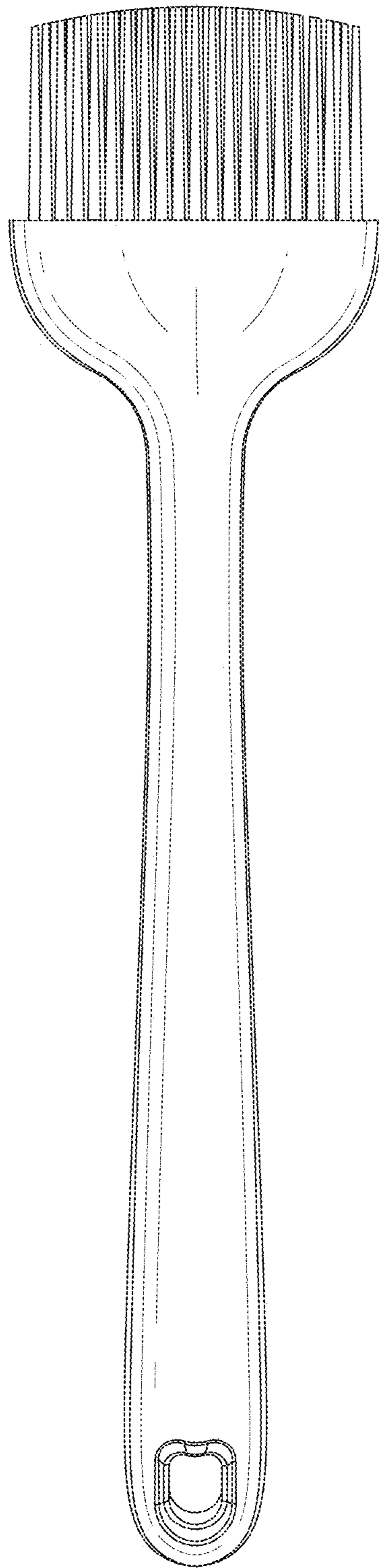


FIG. 3

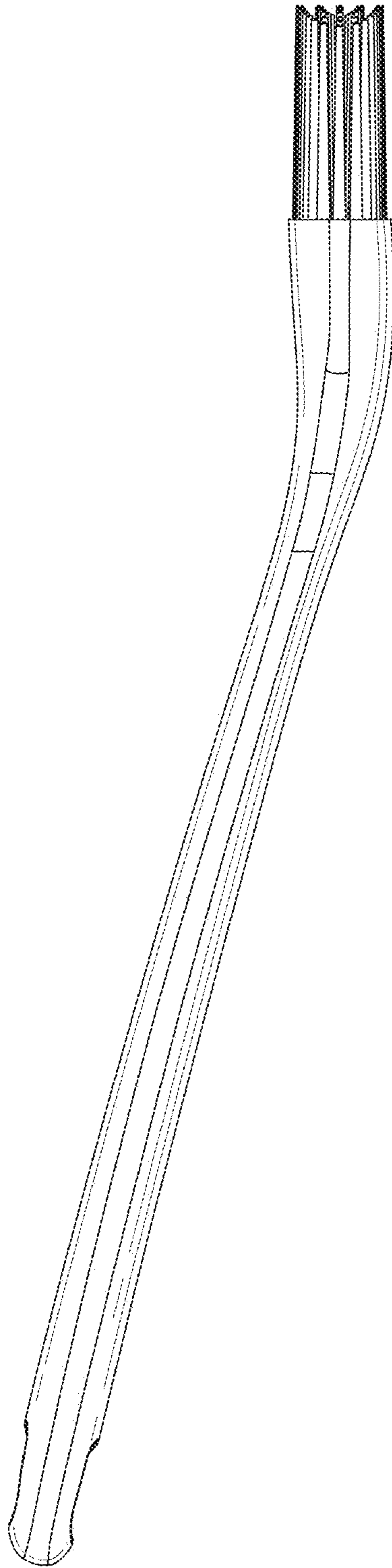


FIG. 4

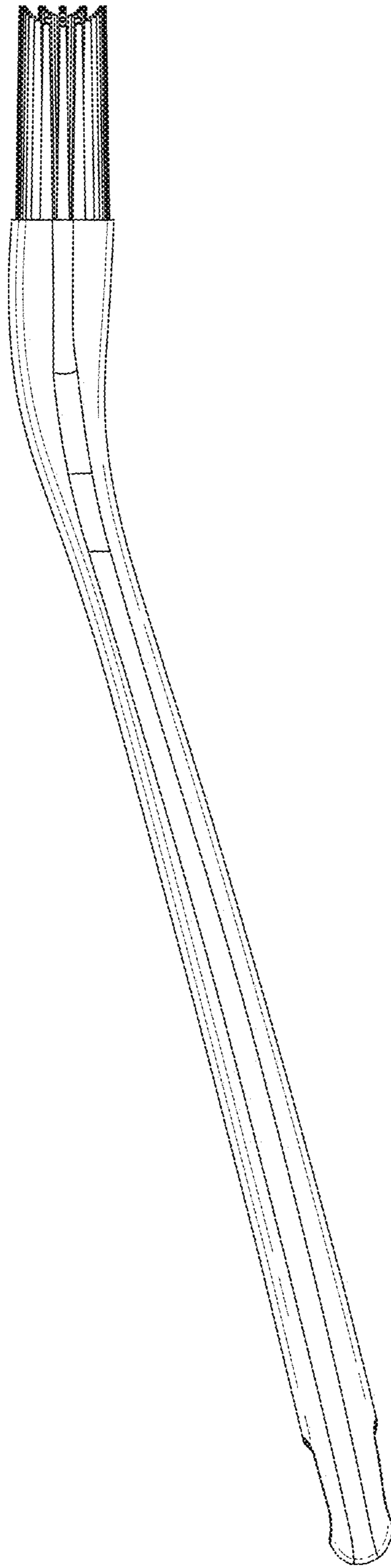


FIG. 5

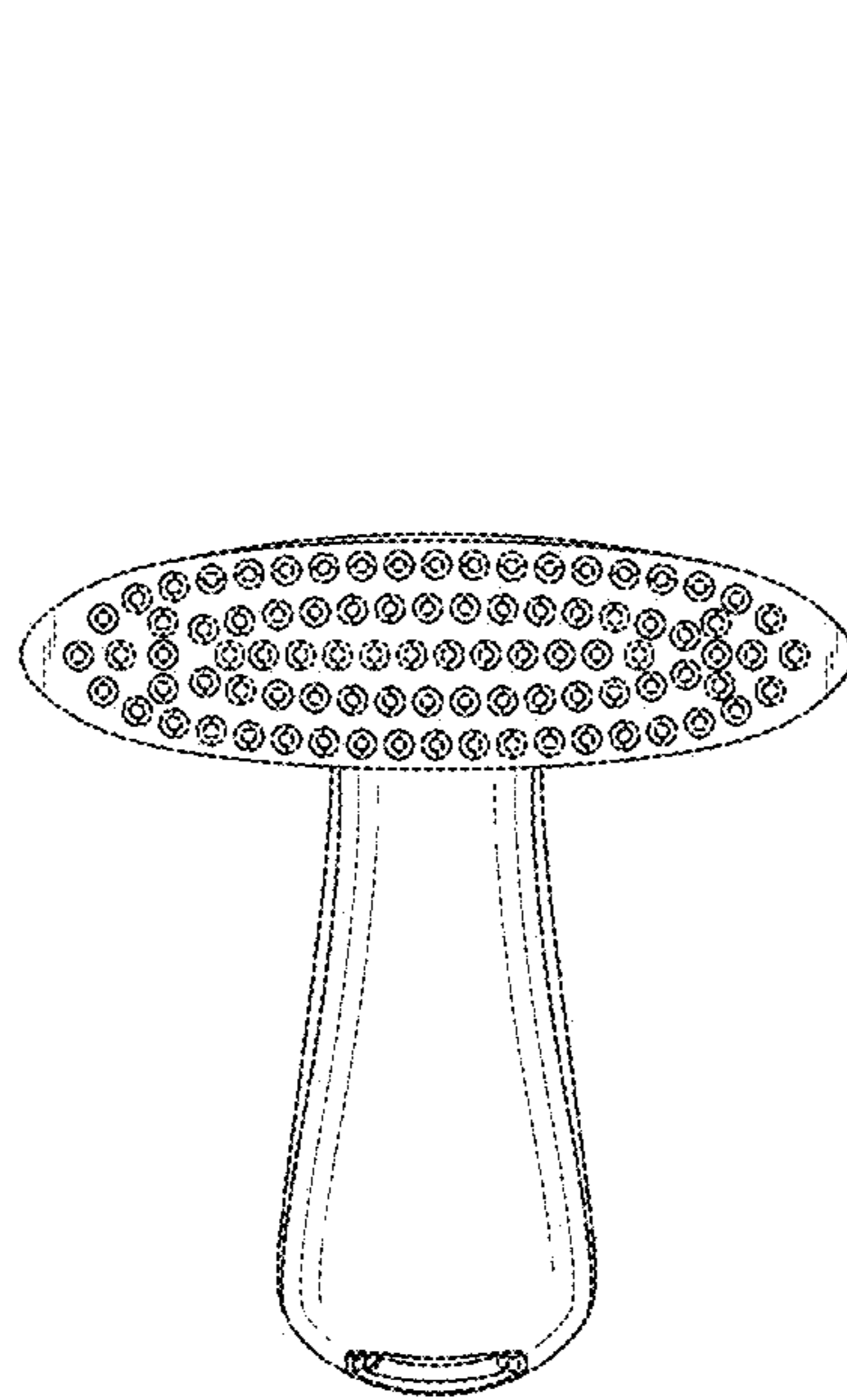


FIG. 6

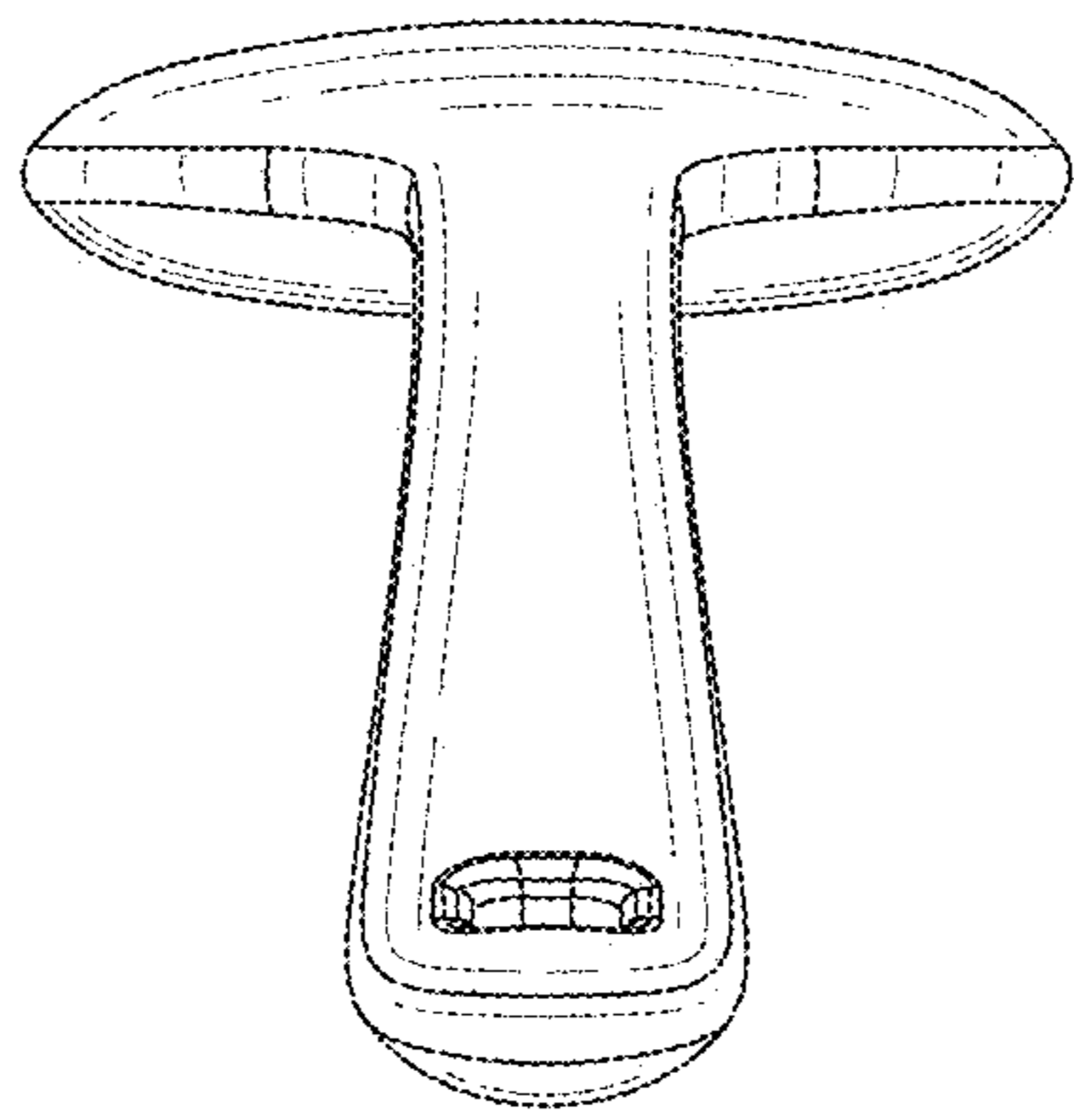


FIG. 7