



US00D974753S

(12) **United States Design Patent**
Martell

(10) **Patent No.:** **US D974,753 S**
(45) **Date of Patent:** **** Jan. 10, 2023**

(54) **DOUBLE ACCESSORY POCKET FOR A GOLF BAG**
(71) Applicant: **KARSTEN MANUFACTURING CORPORATION**, Phoenix, AZ (US)
(72) Inventor: **James D. Martell**, Phoenix, AZ (US)
(73) Assignee: **Karsten Manufacturing Corporation**, Phoenix, AZ (US)
(**) Term: **15 Years**

5,415,285 A 5/1995 Reimers
5,597,144 A 1/1997 Lee
5,634,616 A 6/1997 Wang et al.
5,799,786 A 9/1998 Beck et al.
5,816,544 A 10/1998 Hsieh
5,823,485 A 10/1998 Park
5,954,255 A * 9/1999 Beebe A63B 55/00
224/645
6,220,433 B1 4/2001 Kang
6,296,117 B1 10/2001 Chen
6,311,836 B1 11/2001 Maeng
6,382,572 B1 5/2002 Lin
6,386,362 B1 5/2002 Cheng
6,390,295 B2 5/2002 Rhee

(Continued)

(21) Appl. No.: **29/705,714**

(22) Filed: **Sep. 13, 2019**

(51) **LOC (14) Cl.** **03-01**

(52) **U.S. Cl.**
USPC **D3/255**

(58) **Field of Classification Search**
USPC D3/254, 255, 320, 328.1, 319, 283, 289,
D3/301, 303; D21/789
CPC A63B 55/408; A63B 55/20; A63B 55/40;
A63B 55/00; A63B 55/53; A63B 55/57;
B62B 2202/404

See application file for complete search history.

(56) **References Cited**

U.S. PATENT DOCUMENTS

1,769,011 A 7/1930 Bickford
2,148,947 A 2/1939 Jackson
4,226,389 A 10/1980 Neth
4,778,136 A 10/1988 Reimers
4,834,235 A 5/1989 Solheim et al.
4,898,352 A 2/1990 Hoffman
1,438,311 A 12/1992 Kerlogue
5,178,273 A 1/1993 Igarashi
5,339,951 A 8/1994 Chen
5,351,921 A 10/1994 Chen
5,356,003 A 10/1994 Gretz et al.
5,407,155 A 4/1995 Chung

FOREIGN PATENT DOCUMENTS

CN 102764495 11/2012
CN 202961748 6/2013

(Continued)

Primary Examiner — W. A. Teddy Falloway

(57) **CLAIM**

The ornamental design for a double accessory pocket for a golf bag, as shown and described.

DESCRIPTION

FIG. 1 is a first perspective view of a double accessory pocket of a golf bag;
FIG. 2 is a second perspective view thereof;
FIG. 3 is a first side view thereof;
FIG. 4 is a second side view thereof;
FIG. 5 is a front view thereof;
FIG. 6 is a rear view thereof;
FIG. 7 is a top view thereof; and,
FIG. 8 is a bottom view thereof.
The broken lines shown illustrate environmental structure and form no part of the claimed design.

1 Claim, 8 Drawing Sheets



(56)

References Cited

U.S. PATENT DOCUMENTS

6,481,674 B1 11/2002 Lin
 6,494,416 B2 12/2002 Wang
 6,572,060 B2 6/2003 Yoon
 6,598,744 B2 7/2003 Chen
 6,609,615 B2 8/2003 Lin
 6,726,157 B2 4/2004 Yoon
 7,617,931 B2 11/2009 Shiao
 7,870,954 B2 1/2011 Quartarone, III
 7,874,425 B2 1/2011 Quartarone, III et al.
 D646,055 S * 10/2011 Dylina D3/255
 D653,032 S * 1/2012 Myers D3/255
 8,141,705 B2 3/2012 Aubery et al.
 8,573,393 B2 11/2013 Cole et al.
 8,757,373 B2 6/2014 Aubery
 8,910,785 B2 12/2014 Loudenslager
 8,919,548 B2 12/2014 McGuire et al.
 D801,690 S * 11/2017 Howard D3/320
 10,602,831 B2 * 3/2020 Rowe A45C 13/103
 D889,829 S * 7/2020 Thibadeau D3/283
 D895,279 S * 9/2020 Burgess D3/255
 D895,280 S * 9/2020 Burgess D3/255
 D896,524 S * 9/2020 Burgess D3/318
 D899,779 S * 10/2020 Marshall D3/320
 D900,470 S * 11/2020 Marshall D3/255
 D901,169 S * 11/2020 Thibadeau D3/217
 11,065,516 B2 * 7/2021 Pacha A63B 55/40
 D931,604 S * 9/2021 Thibadeau D3/283
 D936,966 S * 11/2021 Yuval D3/254
 D937,575 S * 12/2021 Burgess D3/255
 D937,576 S * 12/2021 Thibadeau D3/283
 D938,720 S * 12/2021 Burgess D3/255
 D959,838 S * 8/2022 Martell D3/320

D960,568 S * 8/2022 Burgess D3/255
 2004/0079659 A1 4/2004 Feng
 2005/0051982 A1 3/2005 Su
 2005/0072696 A1 4/2005 Yang
 2005/0115851 A1 * 6/2005 Kadoya A63B 55/00
 206/315.6
 2008/0047856 A1 * 2/2008 Chan A63B 55/00
 206/315.5
 2008/0135431 A1 6/2008 Tan
 2008/0264814 A1 * 10/2008 Campbell A63B 55/40
 206/315.5
 2009/0183961 A1 * 7/2009 Whalen A45C 13/385
 190/18 A
 2010/0108731 A1 * 5/2010 Rowe A45F 3/042
 224/654
 2014/0061075 A1 * 3/2014 Leposky A63B 55/00
 206/315.3
 2016/0213986 A1 7/2016 Foxman
 2016/0228752 A1 * 8/2016 Martell A63B 55/408
 2016/0256754 A1 * 9/2016 Martell A63B 55/20
 2017/0106256 A1 * 4/2017 Pactanac A63B 55/408
 2017/0106257 A1 * 4/2017 Pactanac A45C 7/0086
 2018/0036608 A1 * 2/2018 Martell A63B 55/40
 2019/0001202 A1 * 1/2019 Martell A63B 55/40
 2020/0009434 A1 * 1/2020 Klein A63B 55/30
 2020/0215400 A1 * 7/2020 Martell A63B 55/57
 2020/0353329 A1 * 11/2020 Martell A63B 55/40

FOREIGN PATENT DOCUMENTS

CN 203090379 7/2013
 CN 203196243 9/2013
 CN 203540000 4/2014
 GB 2333712 8/1999

* cited by examiner

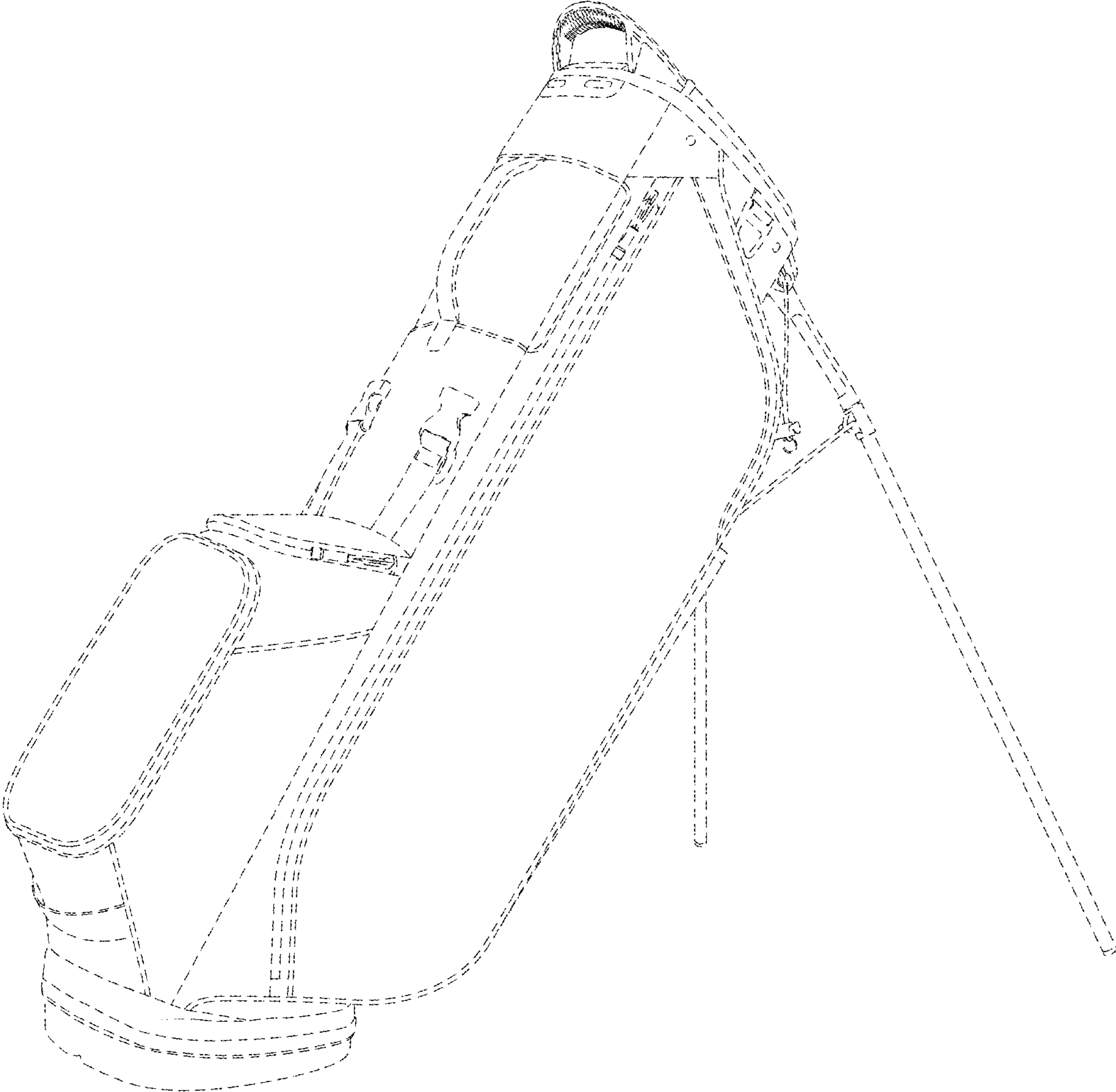


FIG.1

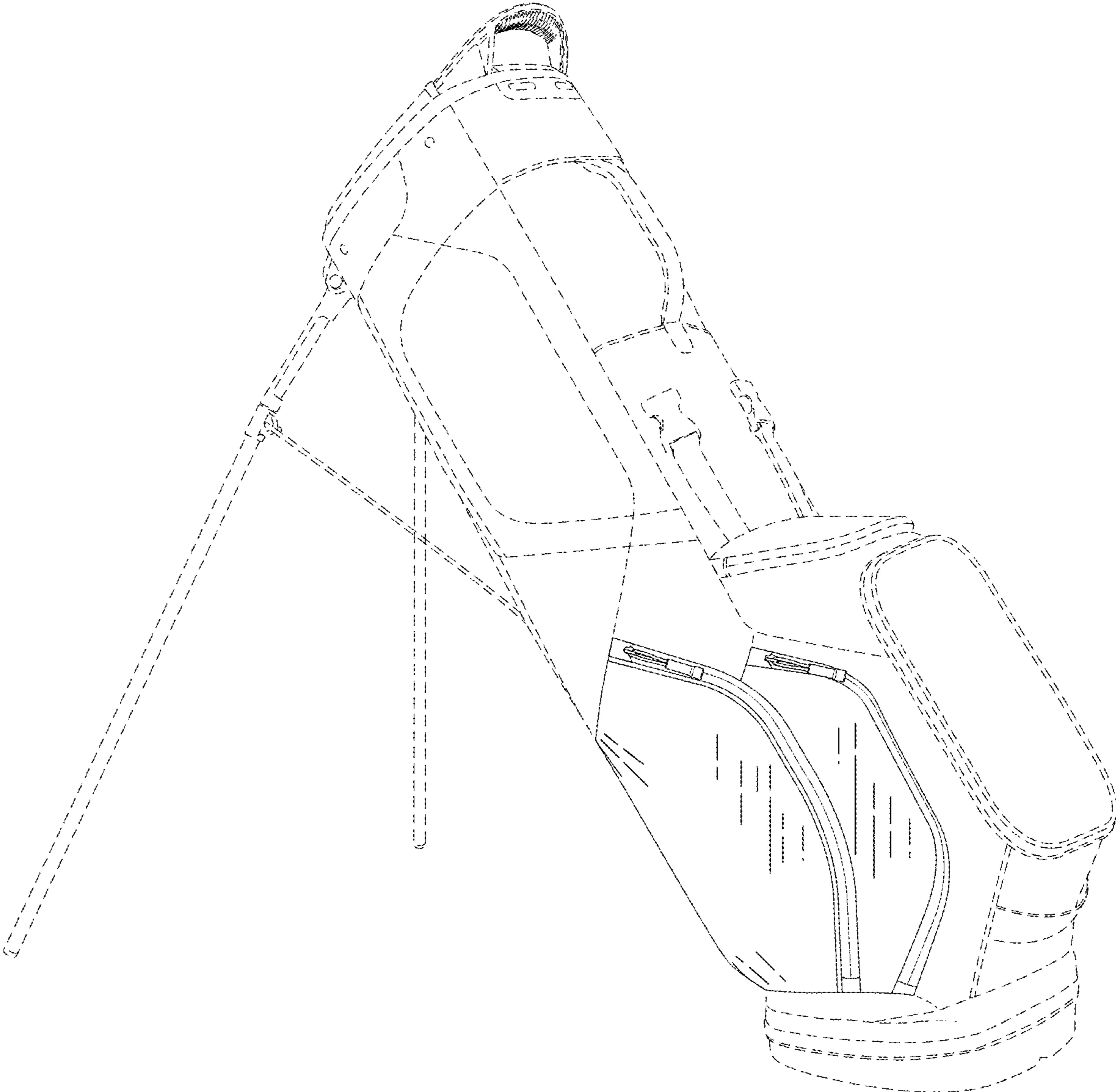


FIG.2

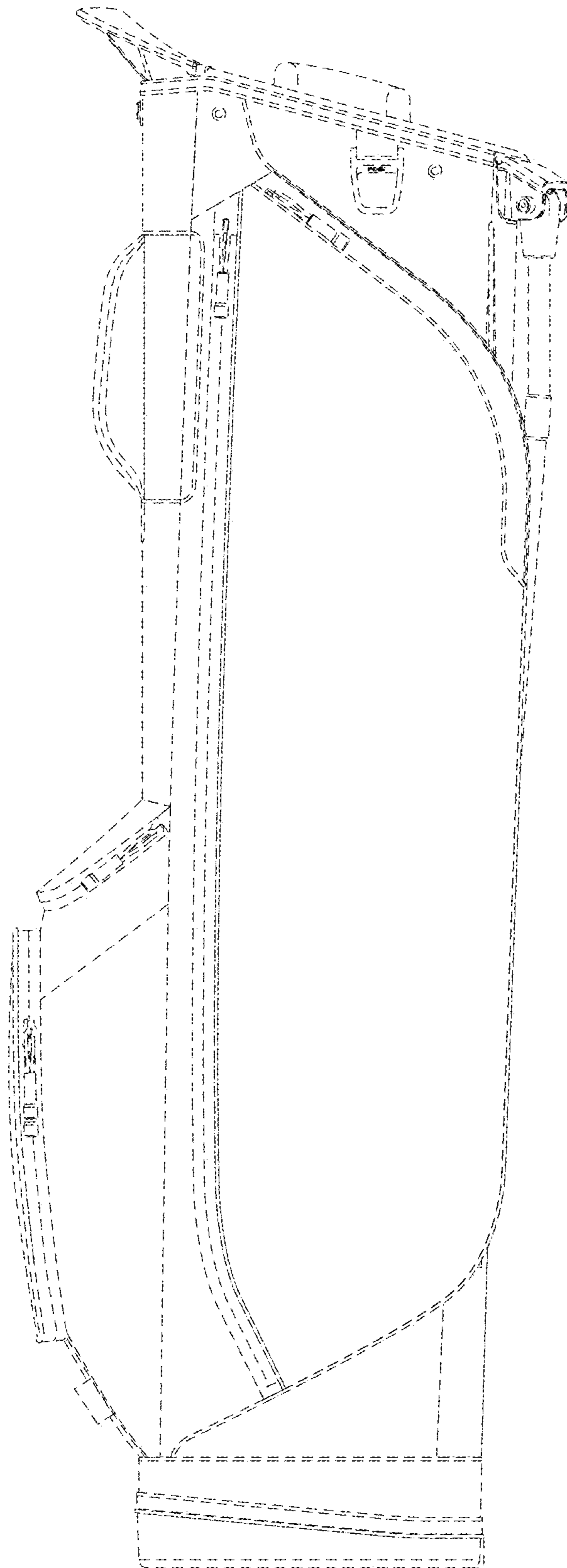


FIG.3

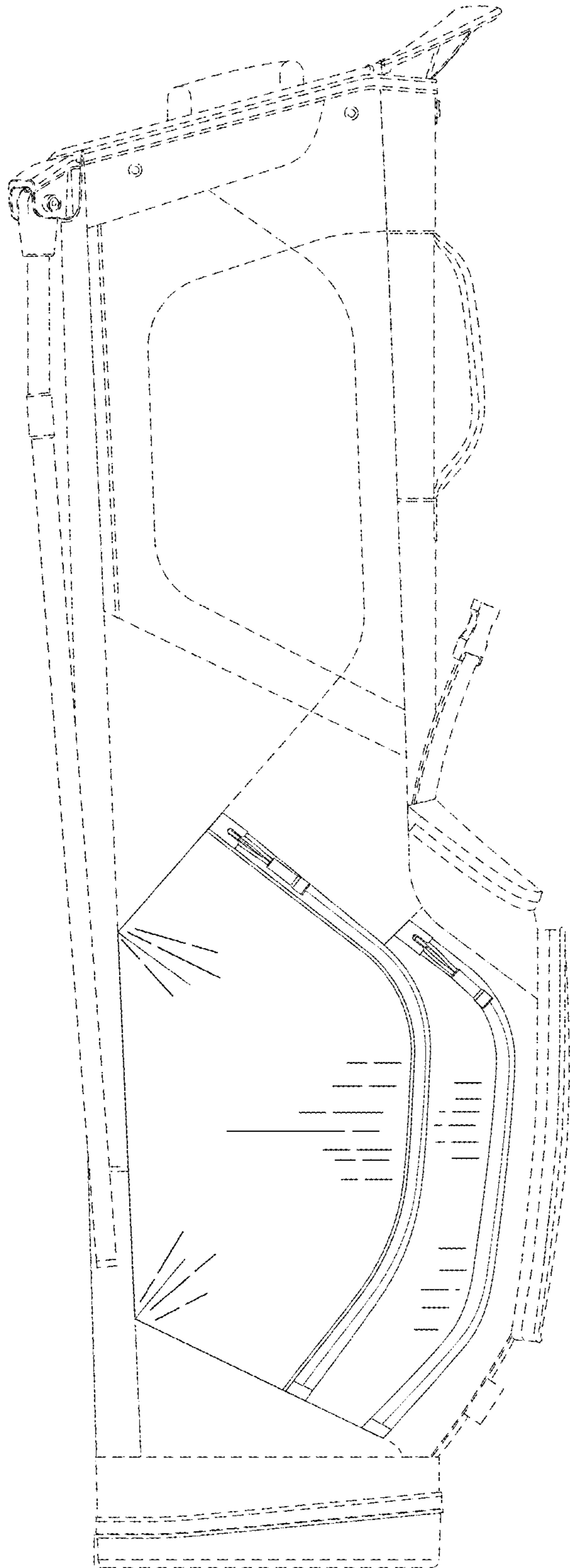


FIG.4

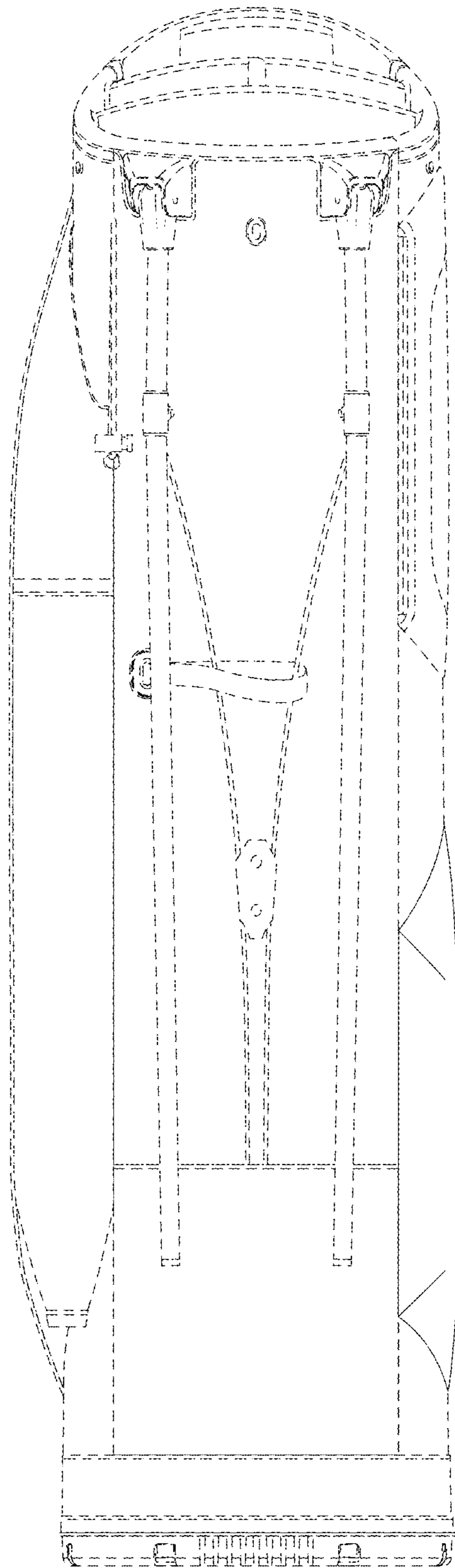


FIG.5

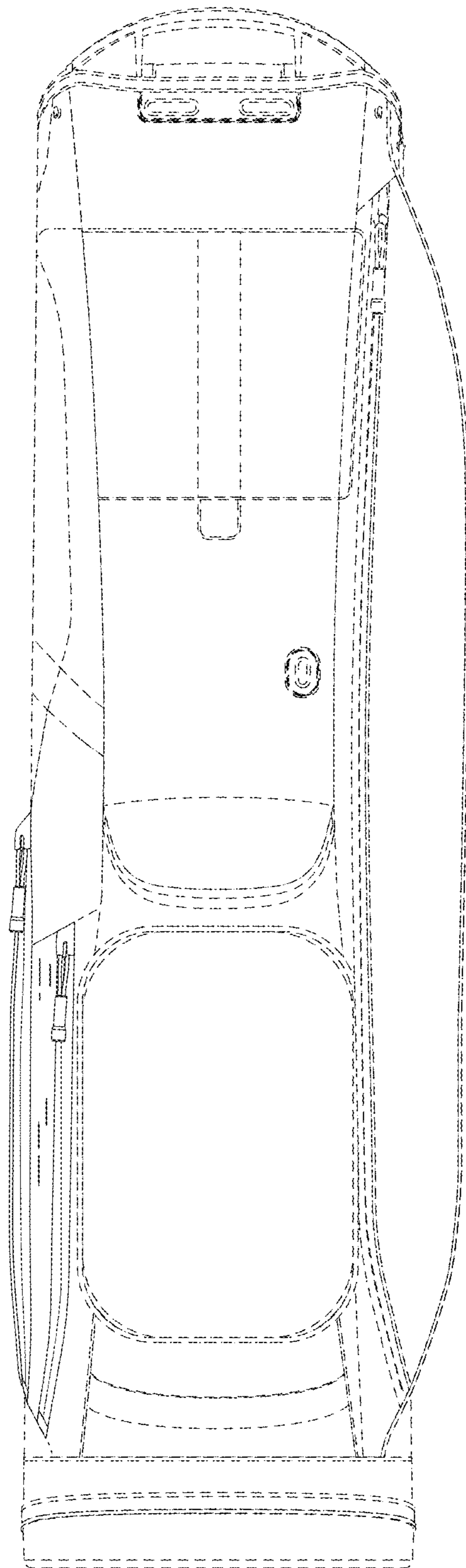


FIG.6

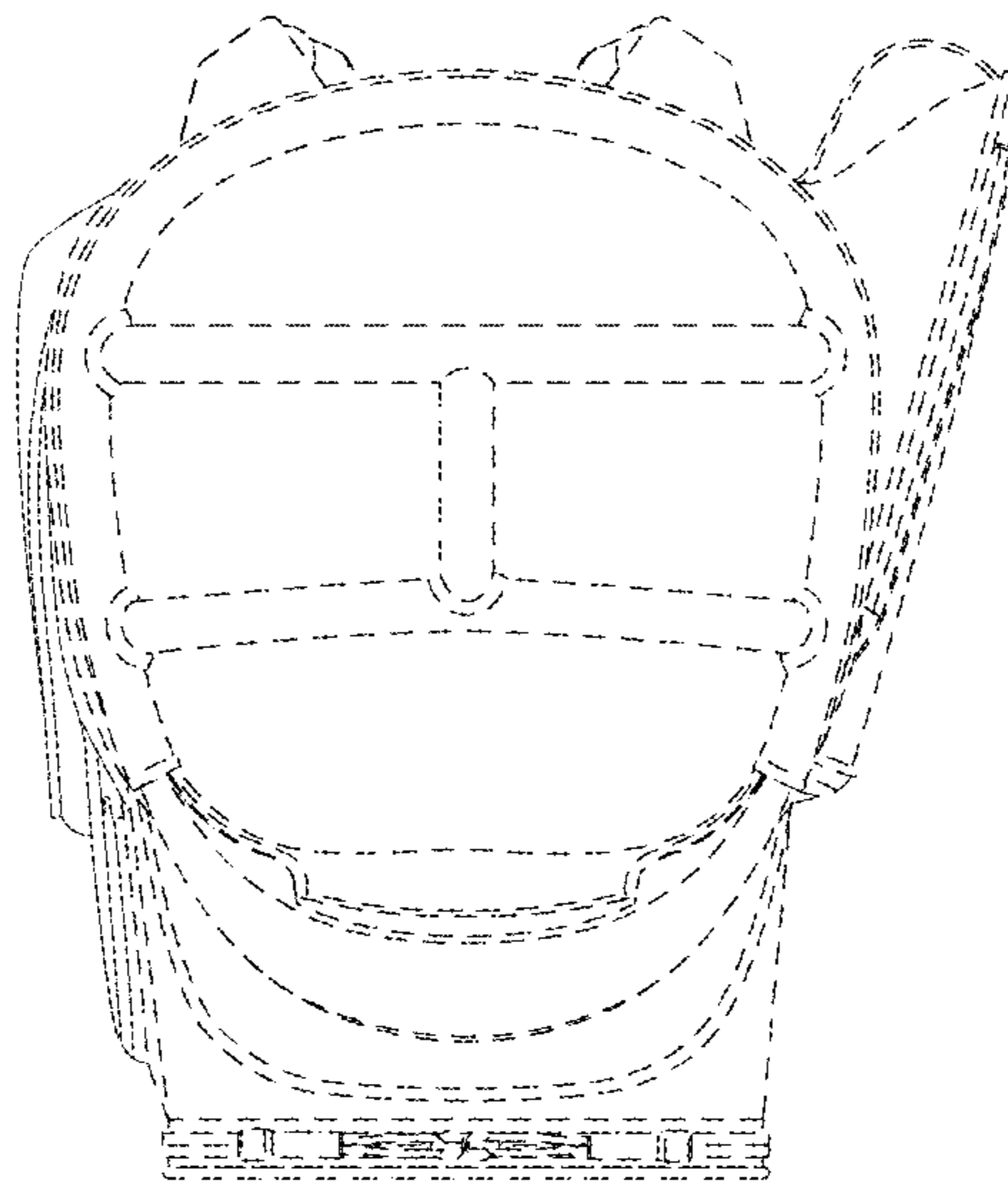


FIG.7

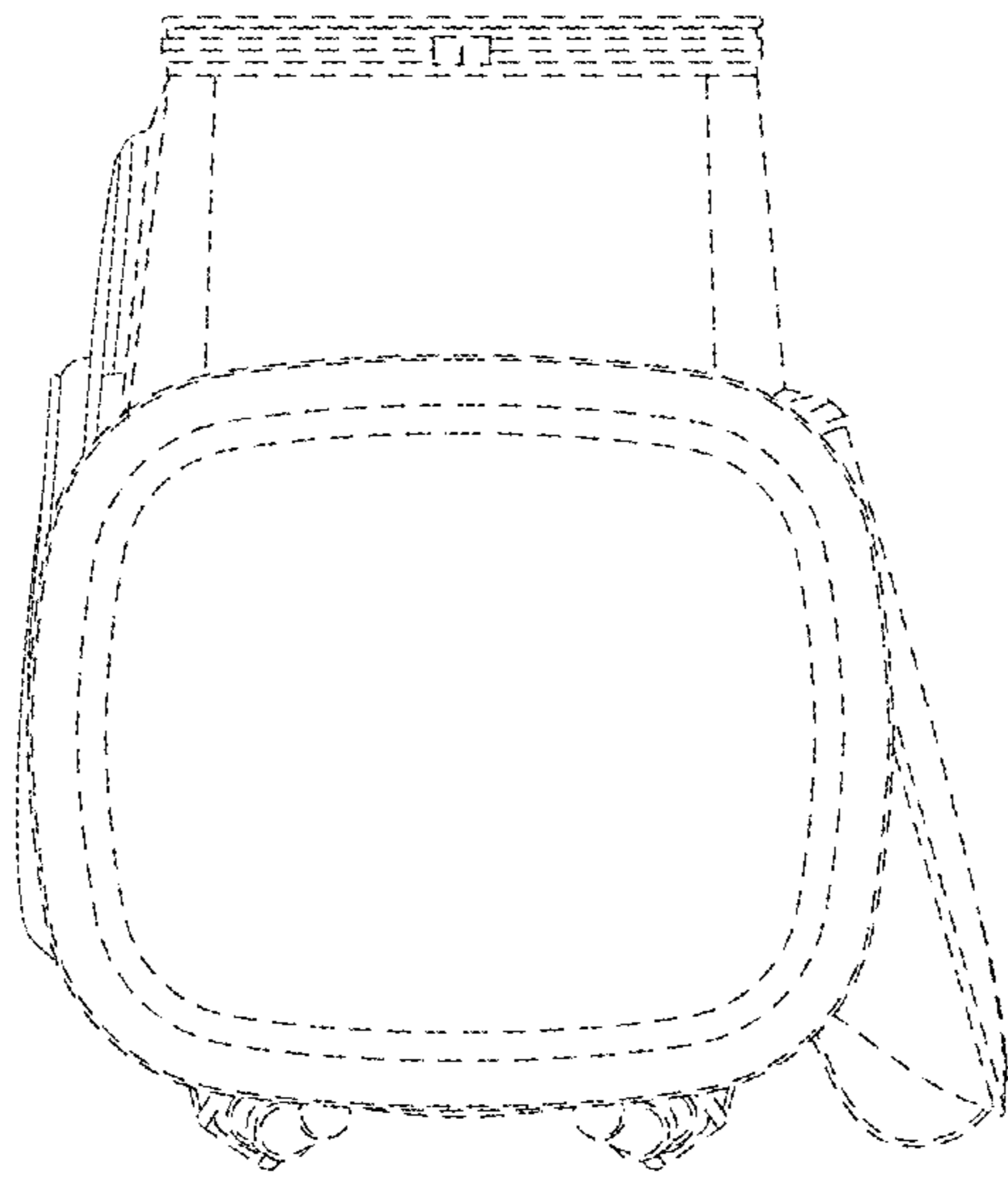


FIG.8