



US00D974712S

(12) **United States Design Patent** (10) **Patent No.:** **US D974,712 S**  
**Post** (45) **Date of Patent:** **\*\* Jan. 10, 2023**

- (54) **MULE**
- (71) Applicant: **BIRKENSTOCK SALES GMBH**,  
Vettelschoss (DE)
- (72) Inventor: **Uta Post**, Cologne (DE)
- (73) Assignee: **BIRKENSTOCK IP GMBH**, Linz am  
Rhein (DE)
- (\*\*) Term: **15 Years**
- (21) Appl. No.: **29/779,828**
- (22) Filed: **Apr. 21, 2021**

**Related U.S. Application Data**

- (62) Division of application No. 35/508,398, filed on Apr. 12, 2019 (U.S. filing date under 35 U.S.C. 384), and having an international filing date of Apr. 12, 2019, now Pat. No. Des. 926,447.

(30) **Foreign Application Priority Data**

Oct. 15, 2018 (DE) ..... 40 2018 203 471.5  
 Oct. 15, 2018 (DE) ..... 40 2018 203 472.3

(51) **LOC (14) Cl.** ..... **02-04**

(52) **U.S. Cl.**  
USPC ..... **D2/916**

(58) **Field of Classification Search**  
USPC ..... D2/913, 915-916, 922, 964, 965, 967,  
D2/972

CPC ..... A43B 3/122; A43B 3/126; A43B 3/103;  
A43B 3/12; A43B 3/105; A43B 3/242;  
A43B 1/06

See application file for complete search history.

(56) **References Cited**

U.S. PATENT DOCUMENTS

D879,419 S \* 3/2020 Post ..... D2/916  
 D944,501 S \* 3/2022 Storch ..... D2/916  
 D955,705 S \* 6/2022 Altovino ..... D2/919

\* cited by examiner

*Primary Examiner* — Michael A. Pratt

(74) *Attorney, Agent, or Firm* — Fross, Zelnick, Lehrman & Zissu PC; Charles T. J. Weigell, Esq.

(57) **CLAIM**

The ornamental design for a mule, as shown and described.

**DESCRIPTION**

FIG. 1 is a front perspective view of the mule showing my new design;

FIG. 2 is a front view thereof;

FIG. 3 is a rear view thereof;

FIG. 4 is a left side view thereof;

FIG. 5 is a right side view thereof;

FIG. 6 is a top view thereof;

FIG. 7 is a bottom view thereof;

FIG. 8 is a front perspective view of an alternative embodiment of the design shown in FIGS. 1-7;

FIG. 9 is a front view thereof;

FIG. 10 is a rear view thereof;

FIG. 11 is a left side view thereof;

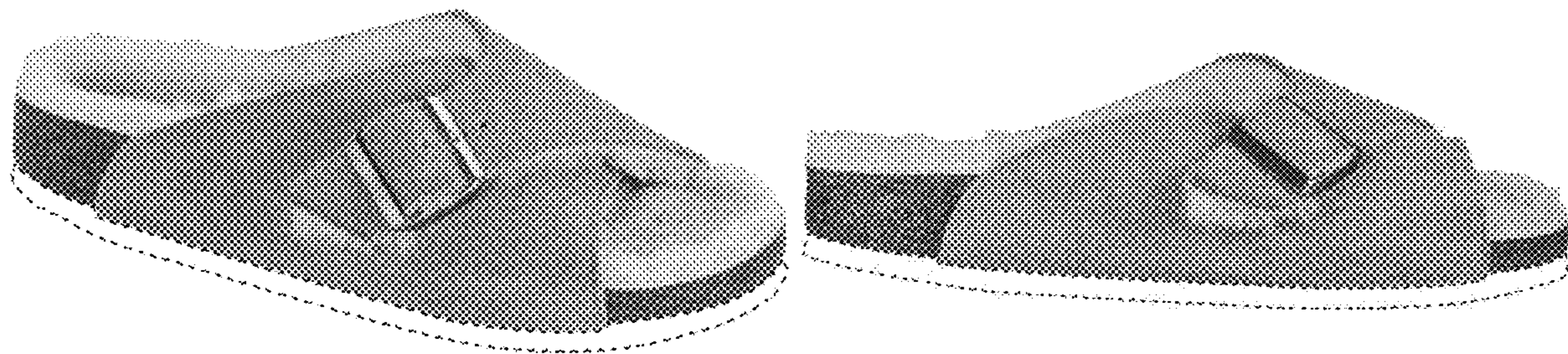
FIG. 12 is a right side view thereof;

FIG. 13 is a top view thereof; and,

FIG. 14 is a bottom view thereof.

The broken lines depicting portions of the mule sole show portions of the mule that form no part of the claimed design.

**1 Claim, 14 Drawing Sheets**






FIG. 1




FIG. 2



FIG. 3




FIG. 4

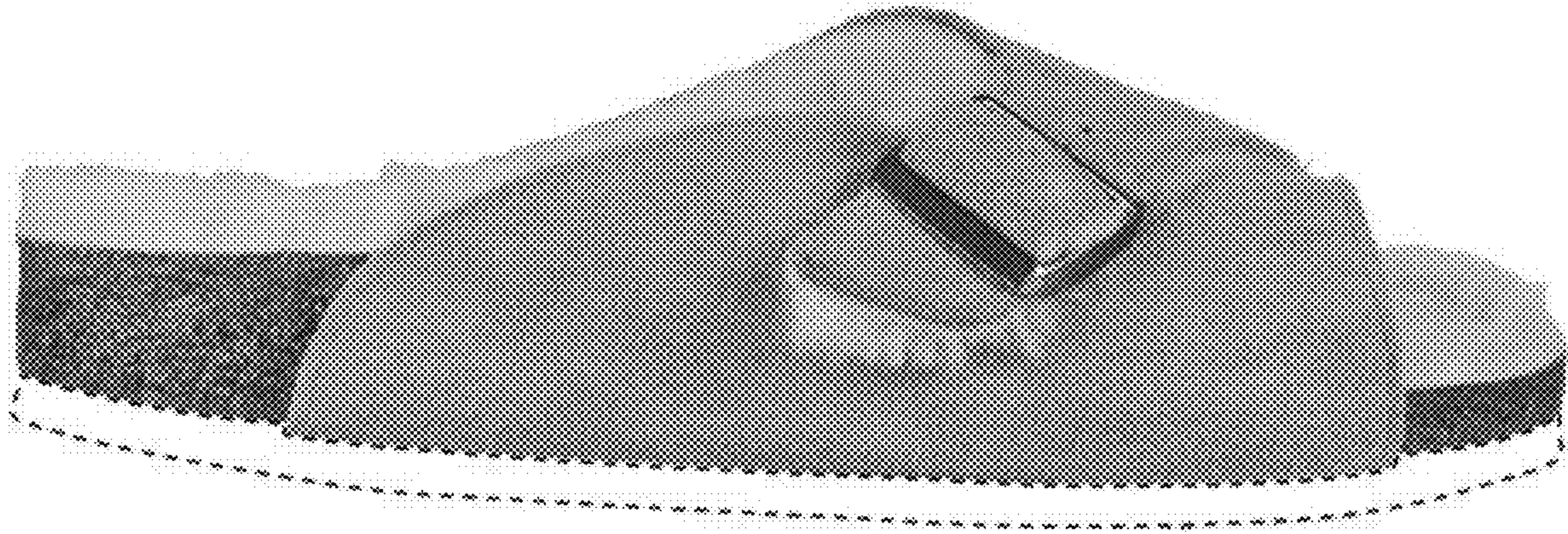


FIG. 5

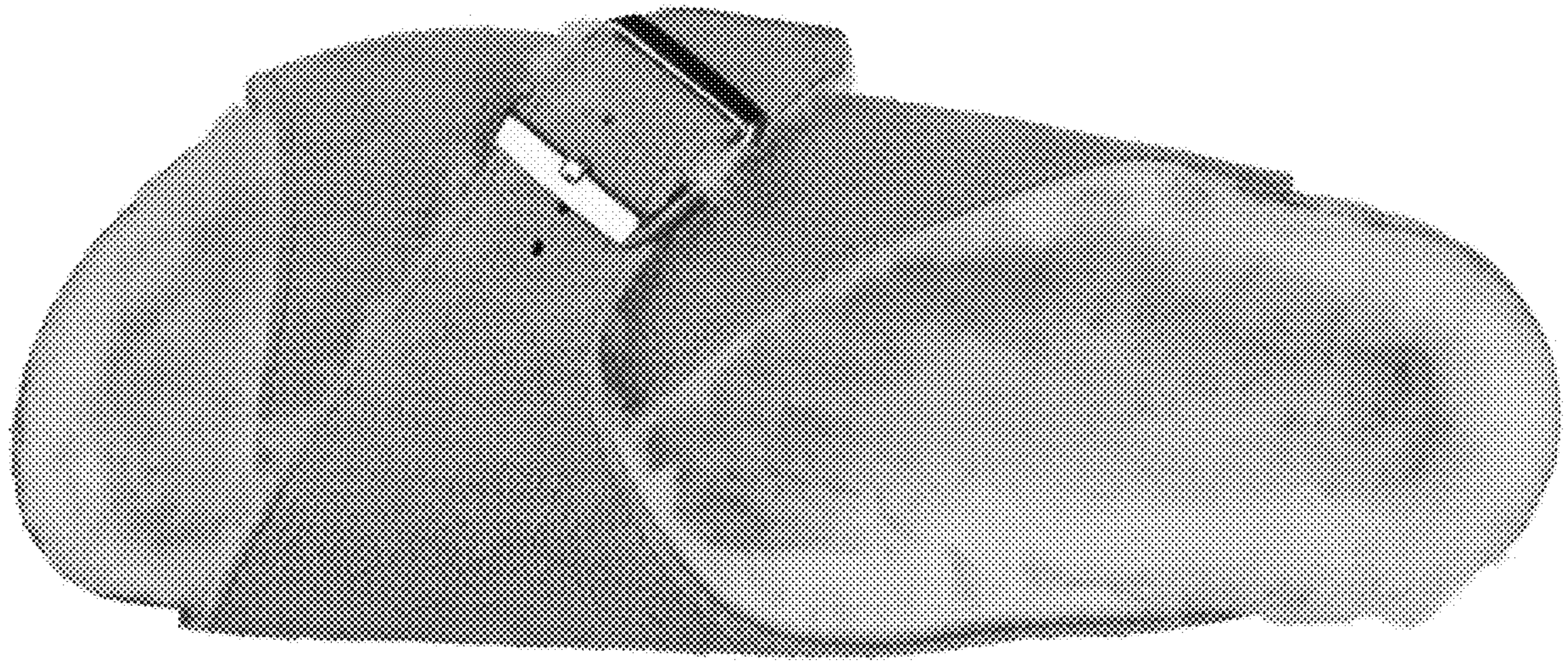


Fig. 6




FIG. 7





FIG. 8



FIG. 9



FIG. 10




FIG. 11



FIG. 12



FIG. 13




FIG. 14