



US00D974704S

(12) **United States Design Patent** (10) **Patent No.:** **US D974,704 S**
Amoriello et al. (45) **Date of Patent:** **** Jan. 10, 2023**

(54) **HELMET**

(56) **References Cited**

(71) Applicant: **H&H Sports Protection S.r.l.**, Massa e Cozzile (IT)

U.S. PATENT DOCUMENTS

(72) Inventors: **Tony Amoriello**, Buggiano (IT); **Luca Guazzerotti**, Grosseto (IT); **Valter Paolieri**, Pistoia (IT)

D498,882 S *	11/2004	Yi	D29/107
D549,883 S *	8/2007	Dion	D29/106
D581,099 S *	11/2008	Ahn	D29/107
D583,102 S *	12/2008	Summers	D29/106
D626,291 S *	10/2010	Lee	D29/102
D670,445 S *	11/2012	Kimura	D29/104
D680,694 S *	4/2013	Hwang	D29/107
D684,320 S *	6/2013	Mateu	D29/106
D776,361 S *	1/2017	Occhipinti	D29/107
D822,286 S *	7/2018	Mage	D29/105
D829,383 S *	9/2018	Occhipinti	D29/105
D836,252 S *	12/2018	Wako	D29/105
D856,592 S *	8/2019	Rees	D29/105
10,602,795 B2 *	3/2020	Allen	A42B 3/32
D908,971 S *	1/2021	Jeon	D29/105
D931,546 S *	9/2021	Krauter	D29/105
2020/0085131 A1 *	3/2020	Saijo	A42B 3/064

(**) Term: **15 Years**

(21) Appl. No.: **35/511,599**

(22) Filed: **Mar. 10, 2021**

(80) **Hague Agreement Data**

Int. Filing Date: **Mar. 10, 2021**

Int. Reg. No.: **DM/213209**

Int. Reg. Date: **Mar. 10, 2021**

Int. Reg. Pub. Date: **Mar. 26, 2021**

(51) **LOC (14) Cl.** **28-03**

(52) **U.S. Cl.**
USPC **D2/865**

(58) **Field of Classification Search**
USPC D29/102–107
CPC A42B 3/125; A42B 3/046; A42B 3/04;
A42B 3/0433; A42B 3/20; A42B 3/283;
A42B 1/08; A42B 1/242; A42B 3/003;
A42B 3/0406; A42B 3/042; A42B 3/044;
A42B 3/0466; A42B 3/0473; A42B
3/0493; A42B 3/06; A42B 3/062; A42B
3/066; A42B 3/068; A42B 3/08; A42B
3/10; A42B 3/12; A42B 3/121; A42B
3/127; A42B 3/128; A42B 3/145; A42B
3/16; A42B 3/166; A42B 3/18; A42B
3/205; A42B 3/225; A42B 3/227; A42B
3/288; A42B 3/30; A42B 3/326; A41D
13/0512; A41D 13/015; A41D 13/11;
A41D 1/002; A41D 2300/322; A41D
2400/44

See application file for complete search history.

* cited by examiner

Primary Examiner — Khawaja Anwar


(57) **CLAIM**

The ornamental design for a helmet, as shown and described.

DESCRIPTION

Fig. 1 is a front view of the helmet;
Fig. 2 is a right side view of the helmet;
Fig. 3 is a left side view of the helmet;
Fig. 4 is a perspective view of the front, top, and right side of the helmet;
Fig. 5 is a top view of the helmet;
Fig. 6 is a rear view of the helmet; and
Fig. 7 is an exploded view of the helmet.
The broken lines in Figs. 2, 3, and 6 show portions of the helmet that form no part of the claimed design.

1 Claim, 7 Drawing Sheets



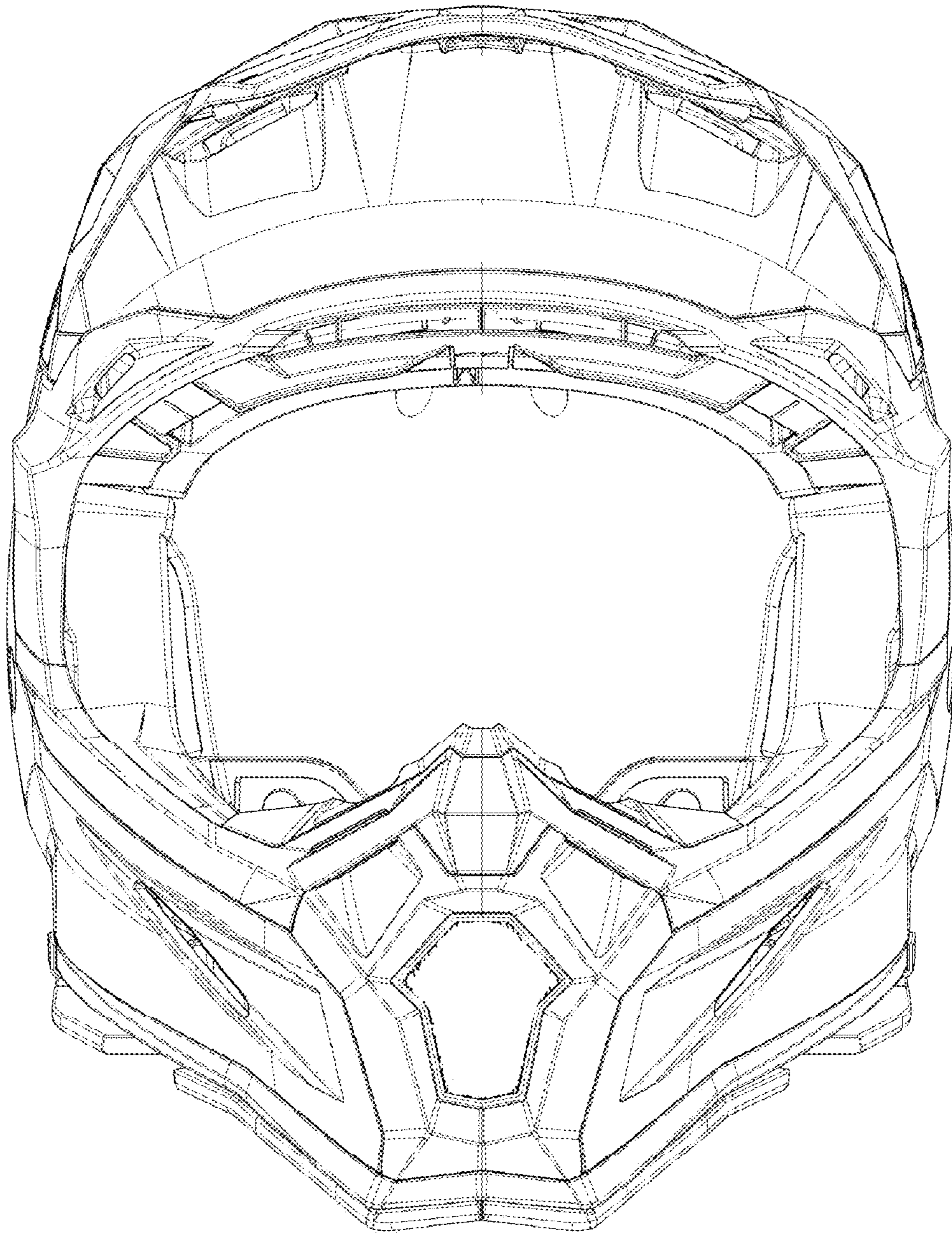


FIG. 1

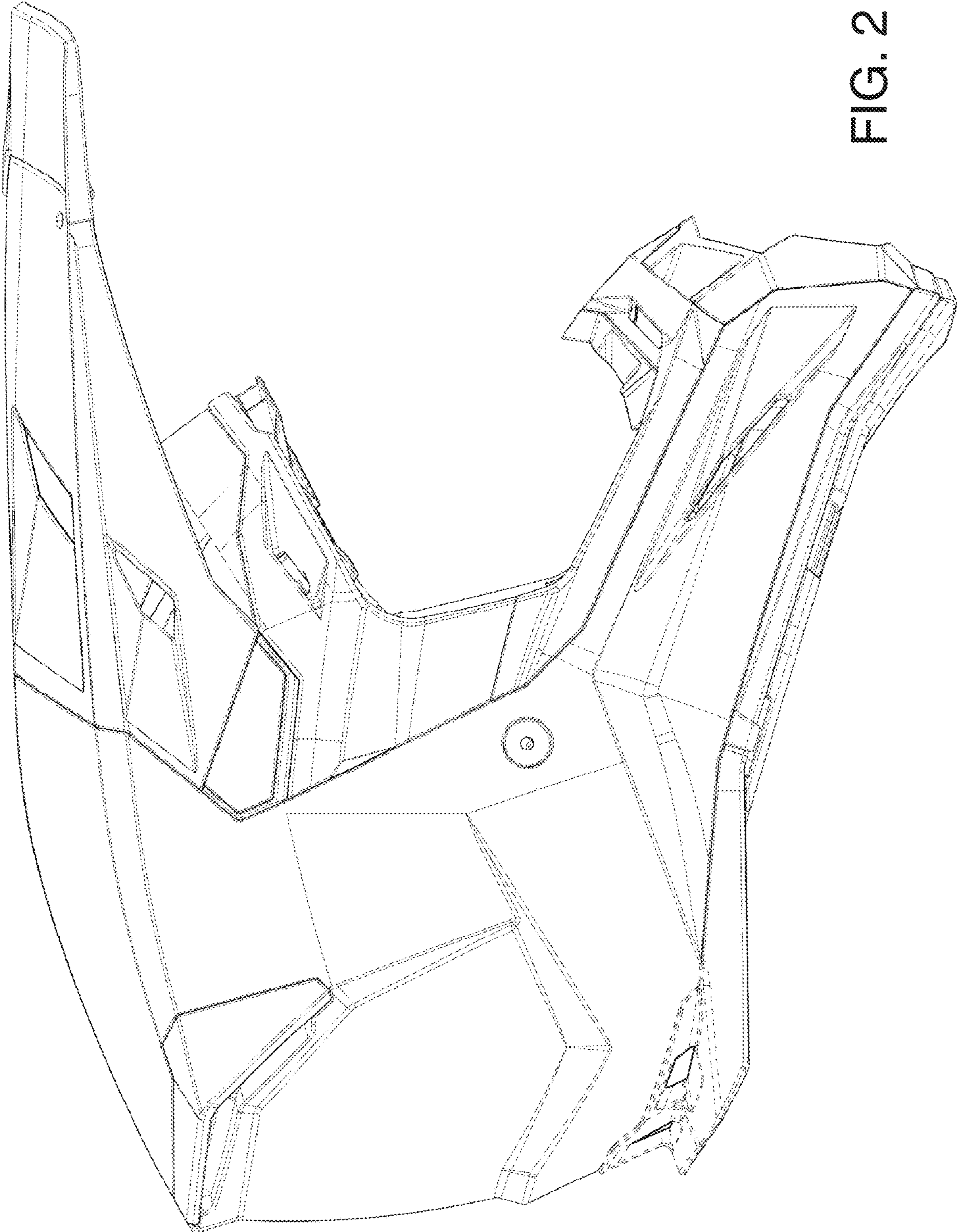


FIG. 2

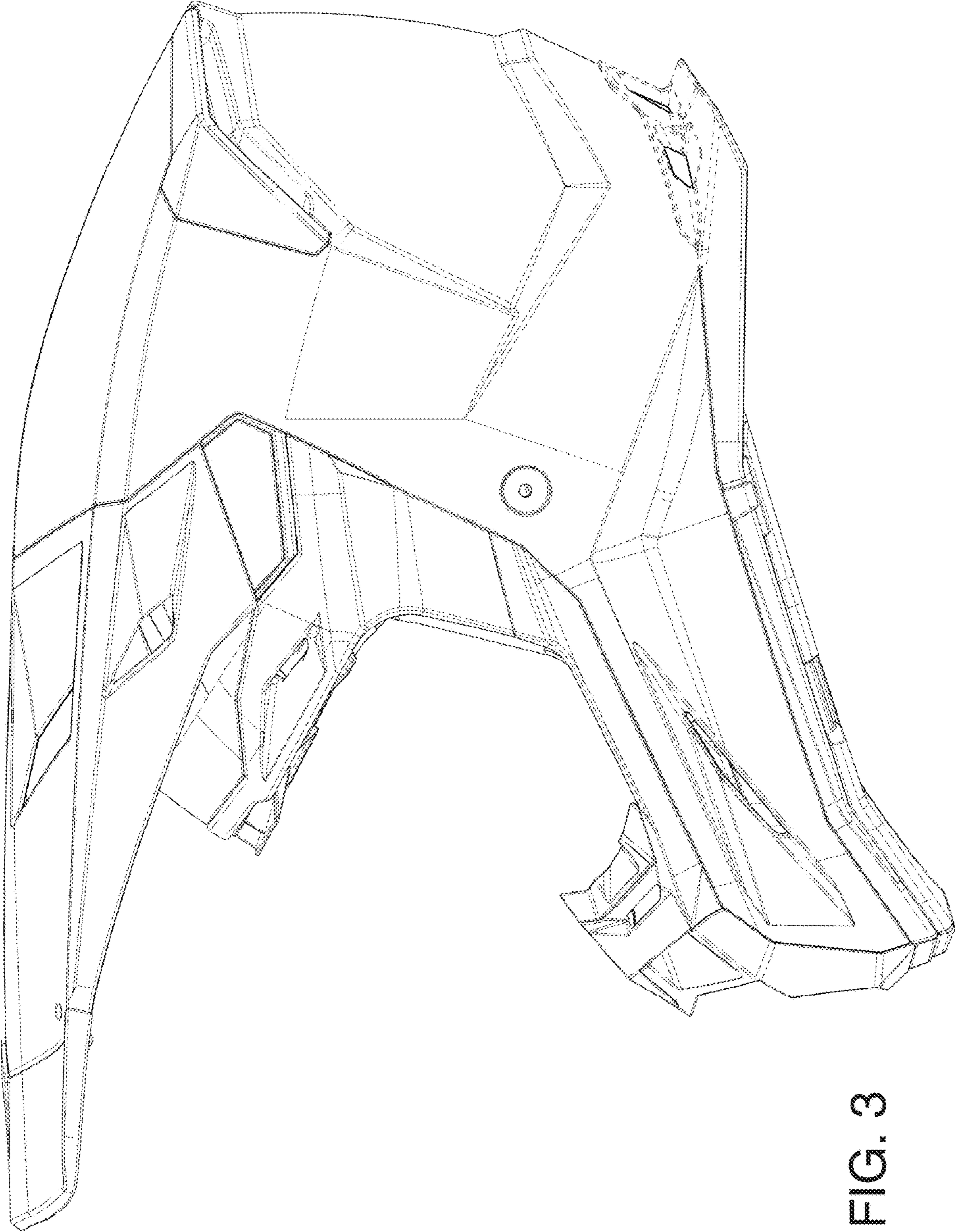


FIG. 3

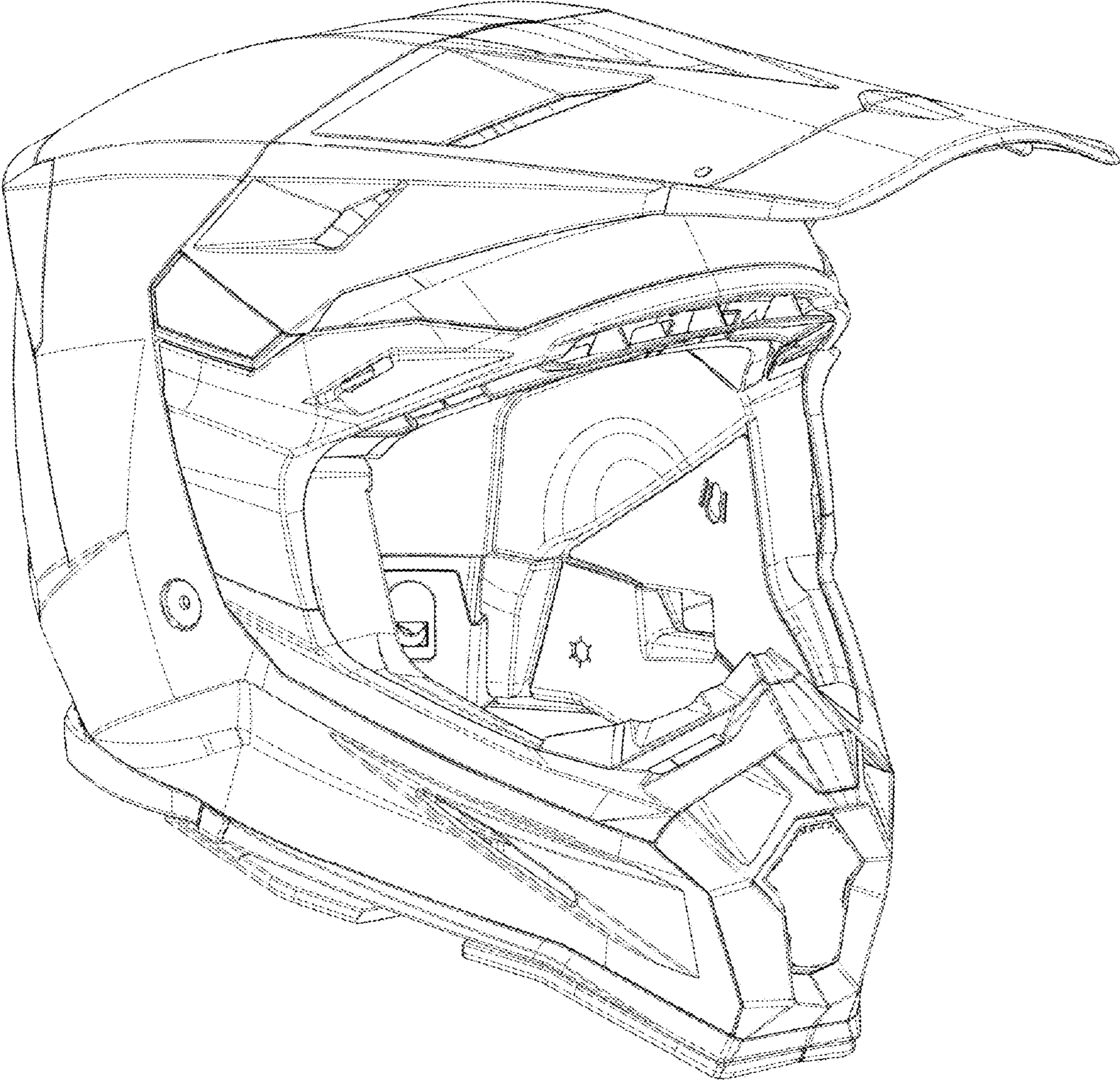


FIG. 4

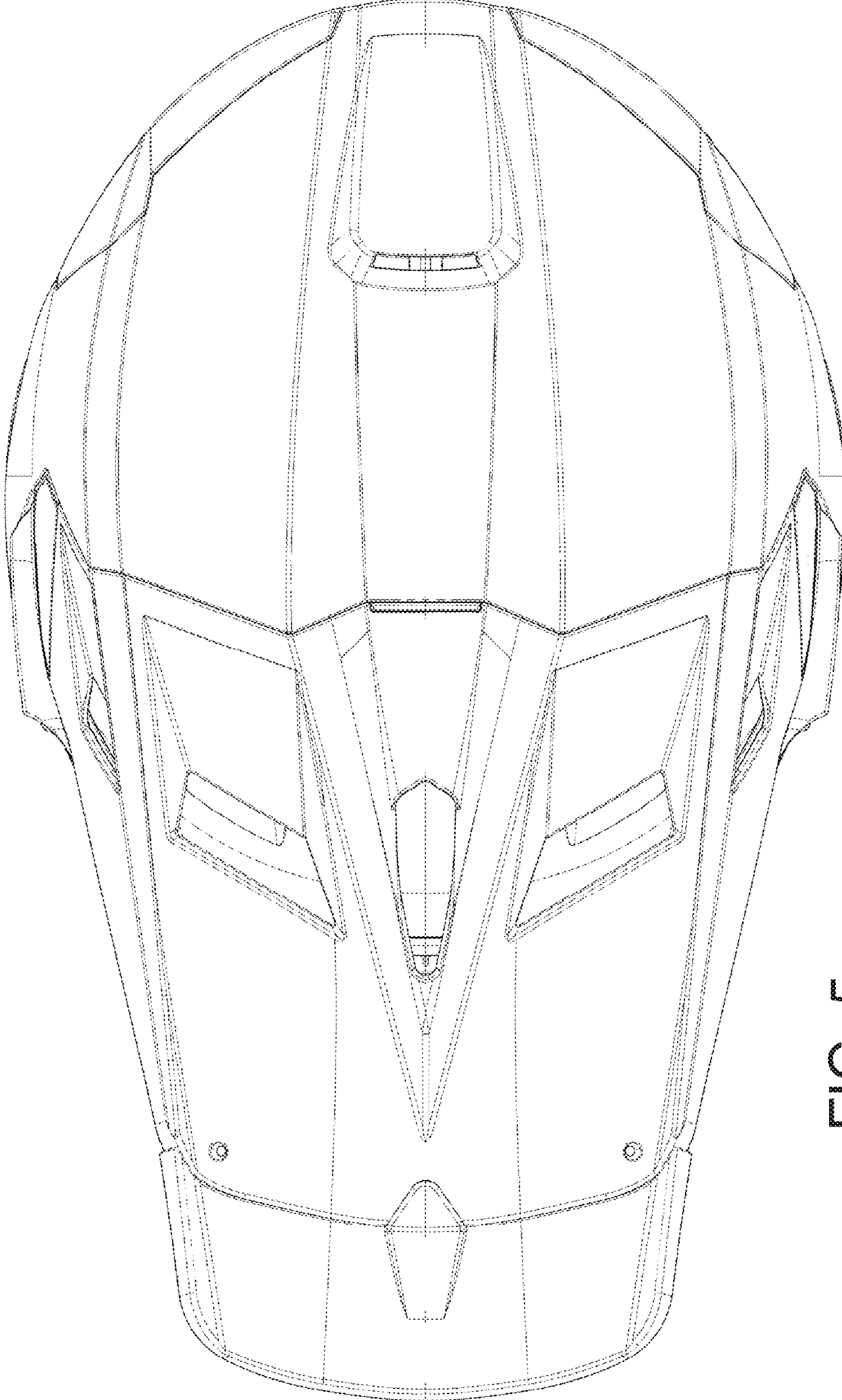


FIG. 5

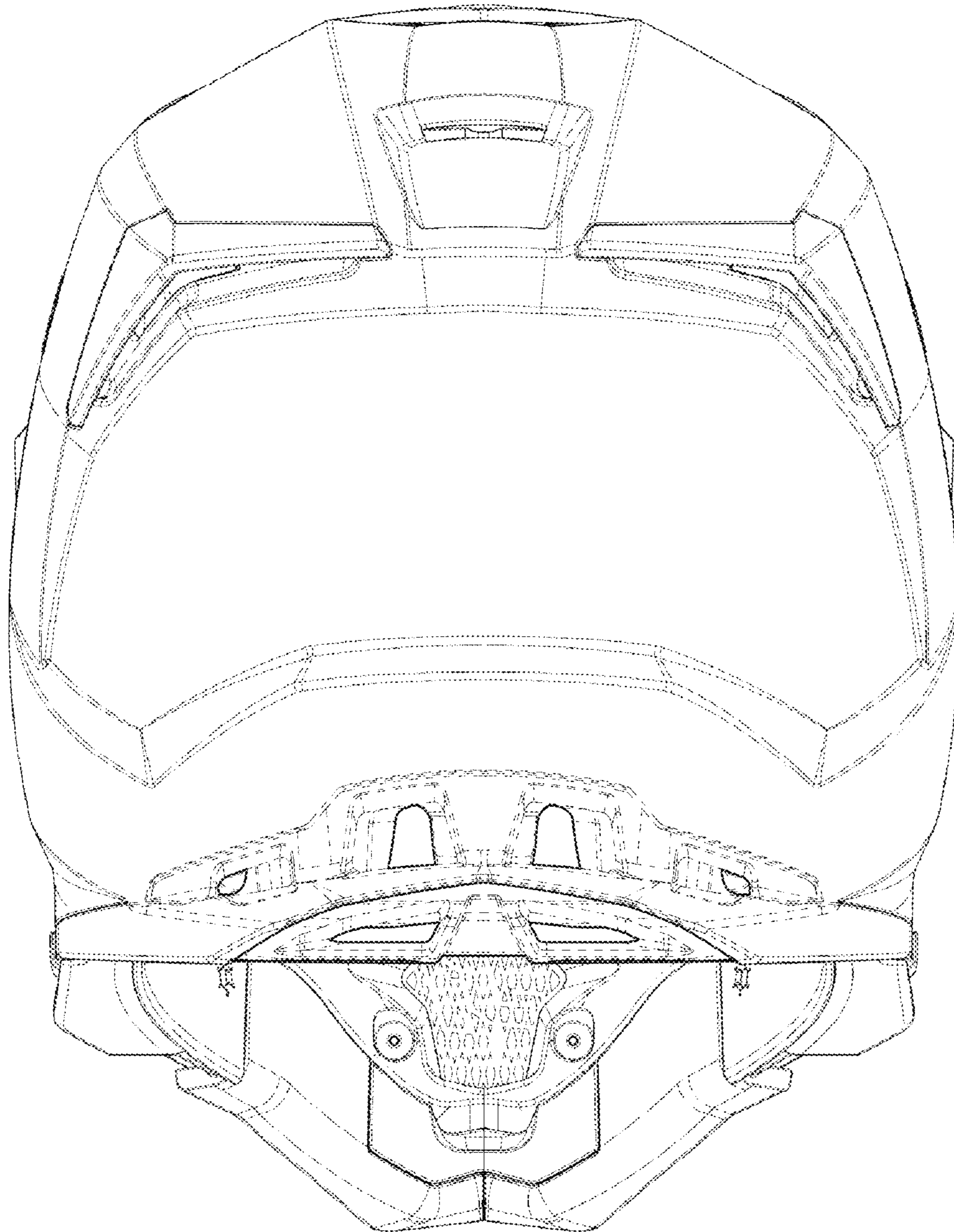


FIG. 6

FIG. 7

