



US00D974666S

(12) **United States Design Patent** (10) **Patent No.:** **US D974,666 S**
Suzuki et al. (45) **Date of Patent:** **** Jan. 3, 2023**

(54) **PROTECTIVE SHIELD**

FOREIGN PATENT DOCUMENTS

(71) Applicant: **DEXERIALS CORPORATION**,
Tokyo (JP)

JP	D1544411	2/2019
KR	30-0993912	2/2019

(72) Inventors: **Shinya Suzuki**, Tokyo (JP); **Chihiro Nishikawa**, Tokyo (JP)

OTHER PUBLICATIONS

(73) Assignee: **DEXERIALS CORPORATION**,
Tokyo (JP)

Aug. 9, 2021, Taiwanese Notice of Allowance issued for related TW application No. 109306577.

Jul. 19, 2021, Taiwanese Search Report issued for related TW application No. 109306577.

(**) Term: **15 Years**

* cited by examiner

(21) Appl. No.: **29/759,664**

Primary Examiner — Robert A Delehanty

(22) Filed: **Nov. 24, 2020**

(74) *Attorney, Agent, or Firm* — Paratus Law Group, PLLC

(30) **Foreign Application Priority Data**

May 25, 2020 (JP) 2020-010243 D

(51) **LOC (14) Cl.** **29-02**

(52) **U.S. Cl.**
USPC **D29/110**

(58) **Field of Classification Search**
USPC D29/102, 105–109, 110, 122; D24/101.1,
D24/101.2; D16/301; D2/866
See application file for complete search history.

(56) **References Cited**

U.S. PATENT DOCUMENTS

D307,065 S *	4/1990	Friedman	D29/110
4,945,574 A *	8/1990	Dagher	A41D 13/1184 128/201.12
D375,583 S *	11/1996	Landis	A41D 13/1184 D29/108
D783,696 S	4/2017	Ogishita et al.		
D945,708 S *	3/2022	Griffin	D29/110

(57) **CLAIM**

The ornamental design for a protective shield, as shown.

DESCRIPTION

FIG. 1 is a front view of a protective shield showing our new design in an unassembled state;
 FIG. 2 is a back view thereof;
 FIG. 3 is a left-side view thereof;
 FIG. 4 is a right-side view thereof;
 FIG. 5 is a top plan view thereof;
 FIG. 6 is a bottom plan view thereof;
 FIG. 7 is a perspective view thereof; and,
 FIG. 8 is a perspective view showing the shield in an assembled state thereof.
 The entire design is transparent.

1 Claim, 8 Drawing Sheets

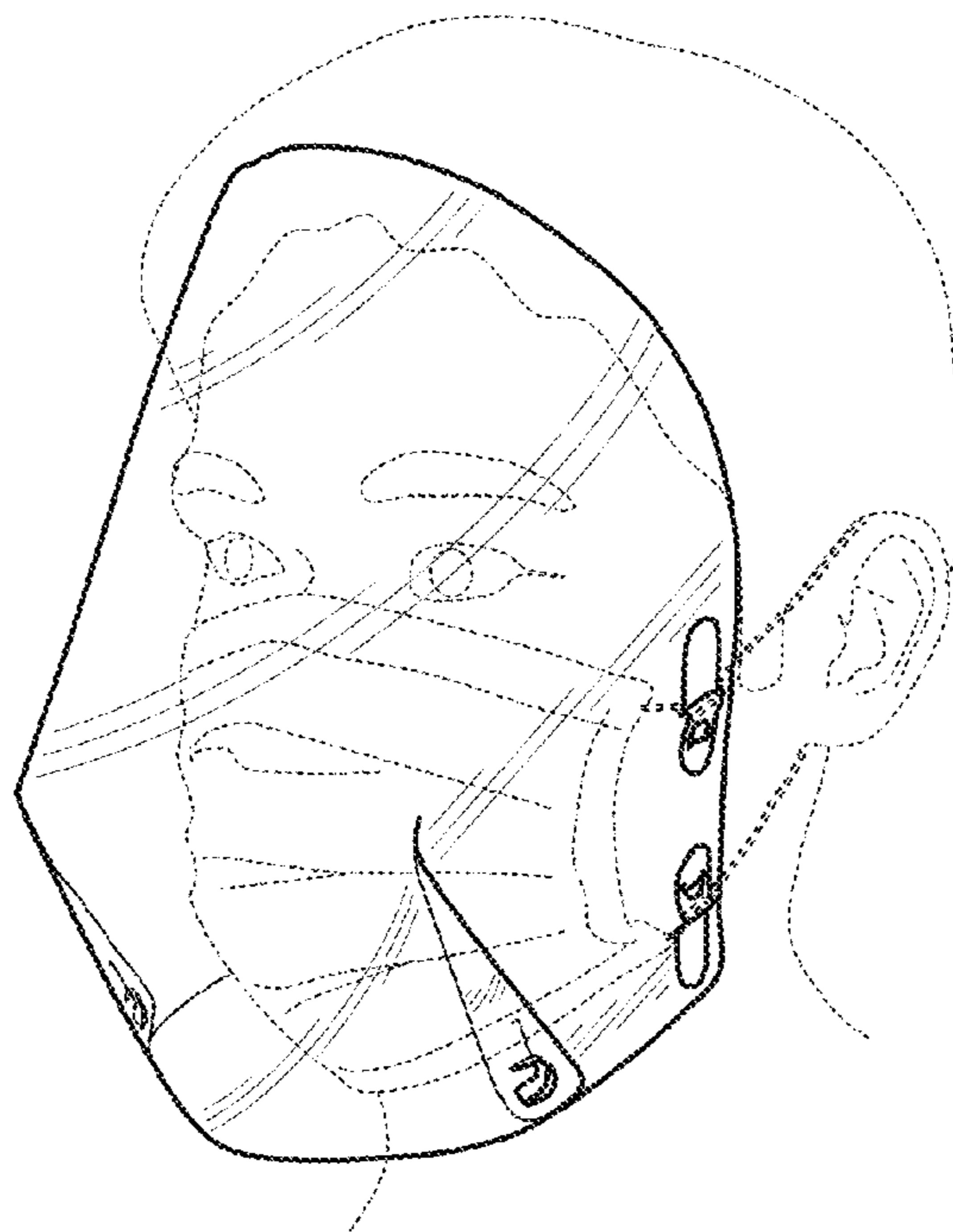


FIG. 1

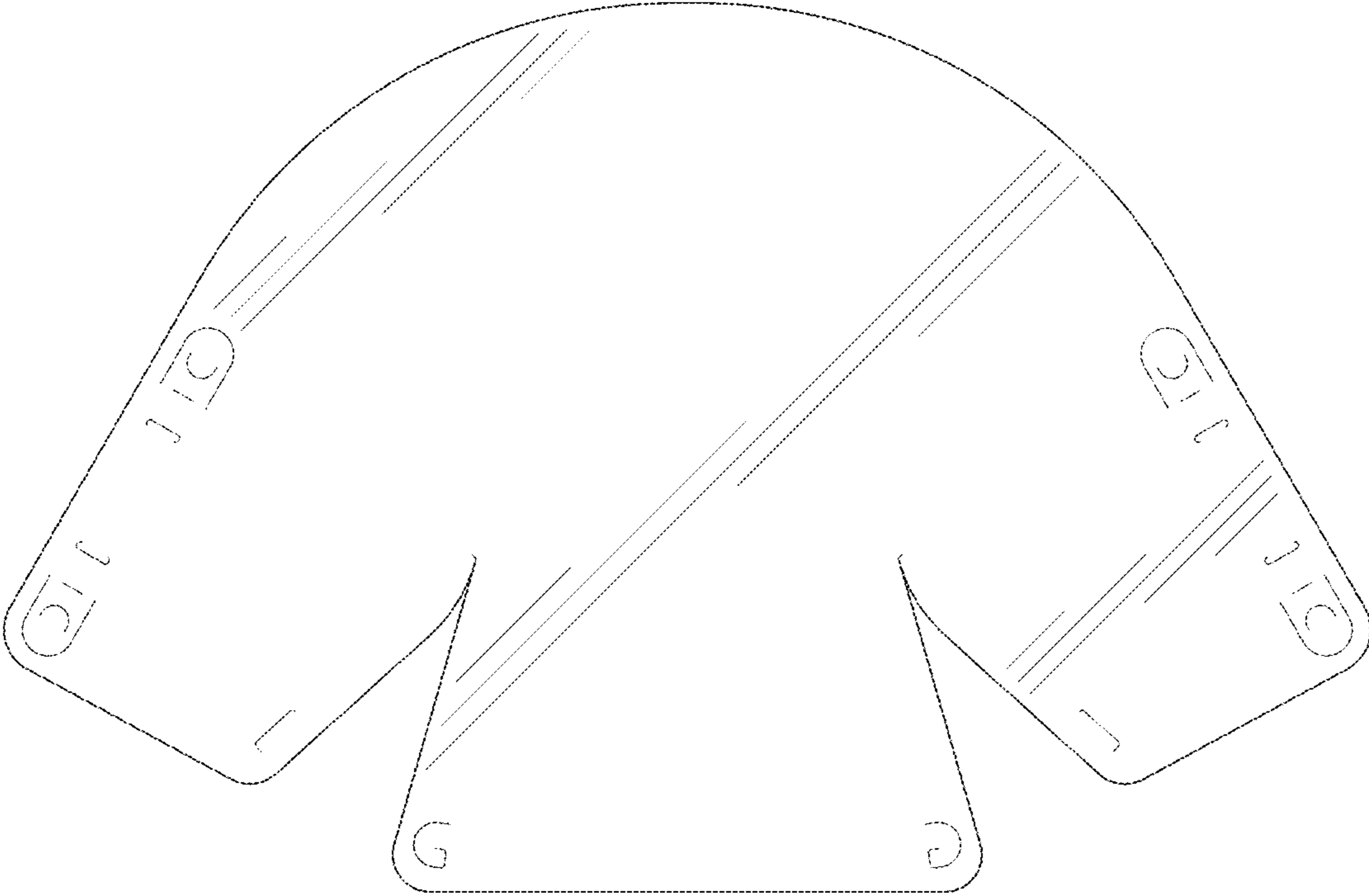


FIG. 2

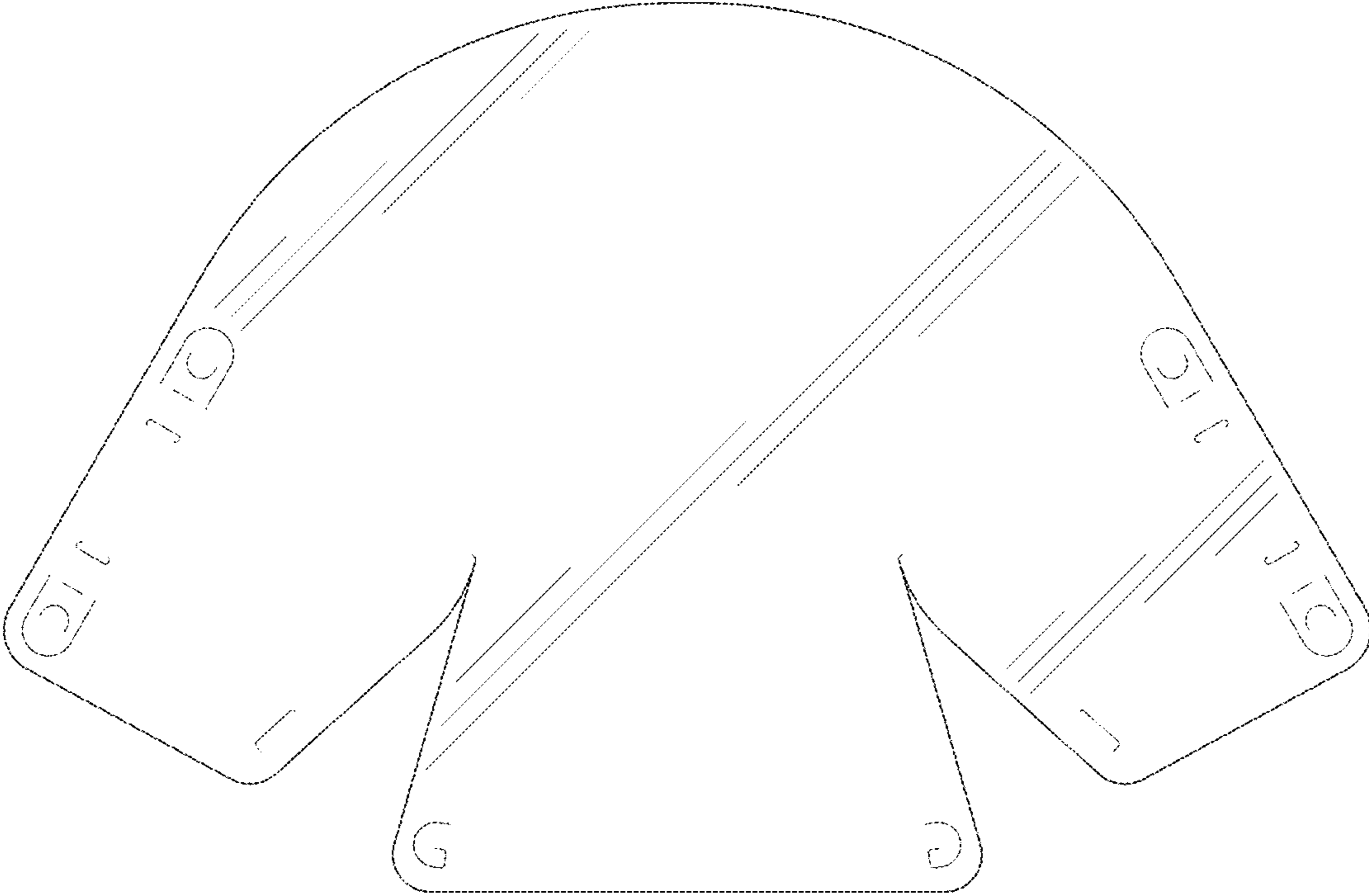


FIG. 3



FIG. 4



FIG. 5




FIG. 6



FIG. 7

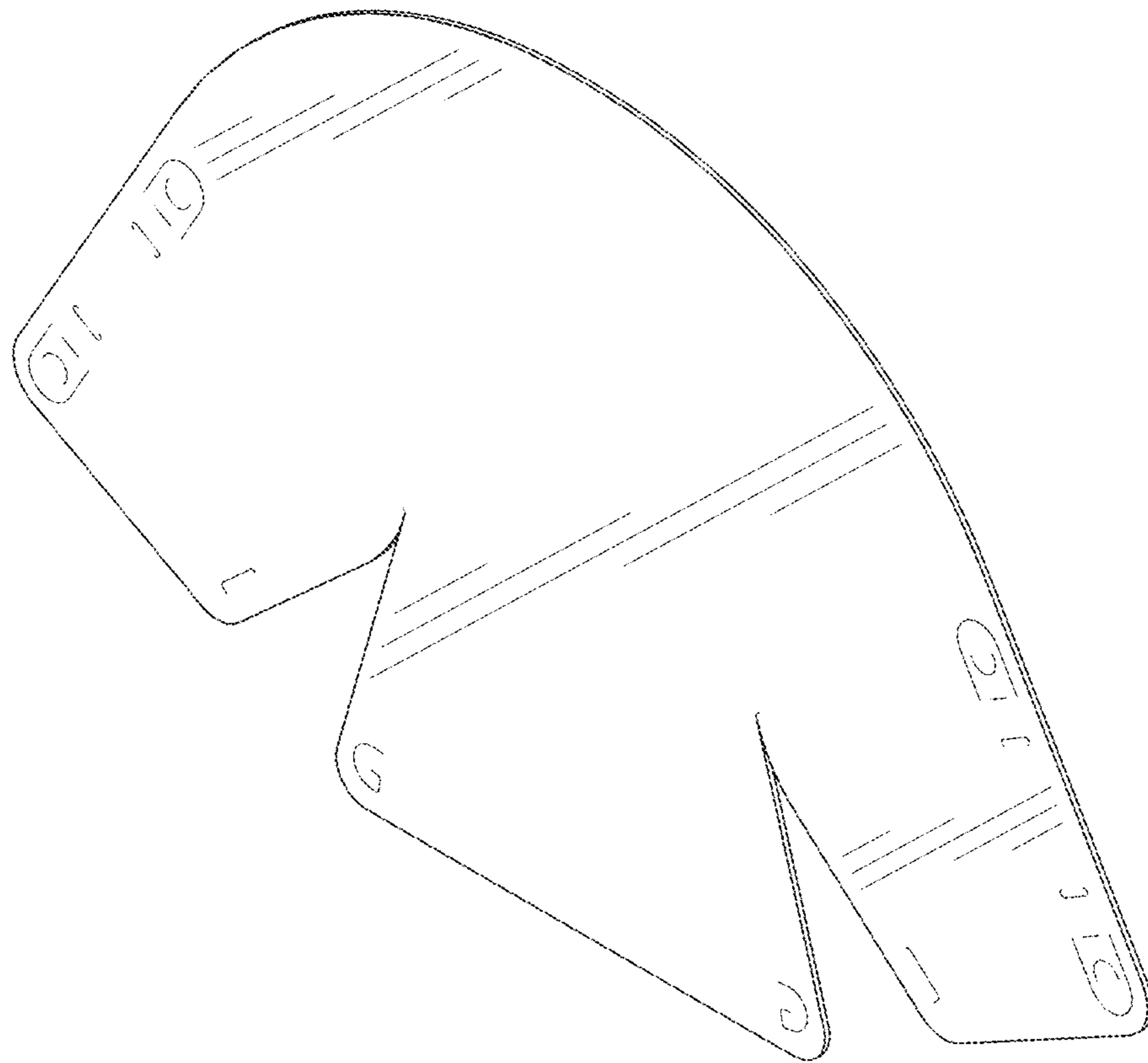


FIG. 8

