



US00D974654S

(12) **United States Design Patent**
Liu

(10) **Patent No.:** **US D974,654 S**
(45) **Date of Patent:** **** Jan. 3, 2023**

- (54) **EYESHADOW STICK**
- (71) Applicant: **MORE JOY(HONG KONG) TECHNOLOGY CO., LIMITED,**
Hong Kong (CN)
- (72) Inventor: **Deguang Liu,** Hong Kong (CN)
- (**) Term: **15 Years**
- (21) Appl. No.: **29/808,031**
- (22) Filed: **Sep. 16, 2021**
- (51) **LOC (14) Cl.** **28-03**
- (52) **U.S. Cl.**
USPC **D28/7**
- (58) **Field of Classification Search**
USPC D28/7, 20, 76, 85; D19/36
CPC . A45D 40/20; A45D 40/24; A45D 2200/1072
See application file for complete search history.

D443,104 S	5/2001	Coates et al.	
D491,810 S *	6/2004	Kostow	D28/7
D595,350 S *	6/2009	Paz	D19/117
D601,749 S	10/2009	Ross	
D639,998 S	6/2011	Liu	
D762,919 S	8/2016	Bauer et al.	
D805,688 S	12/2017	Simon et al.	
D866,080 S	11/2019	Langdon	
10,966,503 B1 *	4/2021	Robinson	A45D 34/04
D957,734 S *	7/2022	Malik	D28/7
2017/0156474 A1 *	6/2017	Djarar Fischer	A45D 40/30
2019/0298032 A1 *	10/2019	Mahmood	A45D 34/042

* cited by examiner

Primary Examiner — Zenia I Bennett

(74) *Attorney, Agent, or Firm* — Xiaofang Zhong

(57) **CLAIM**

The ornamental design for an eyeshadow stick, as shown and described.

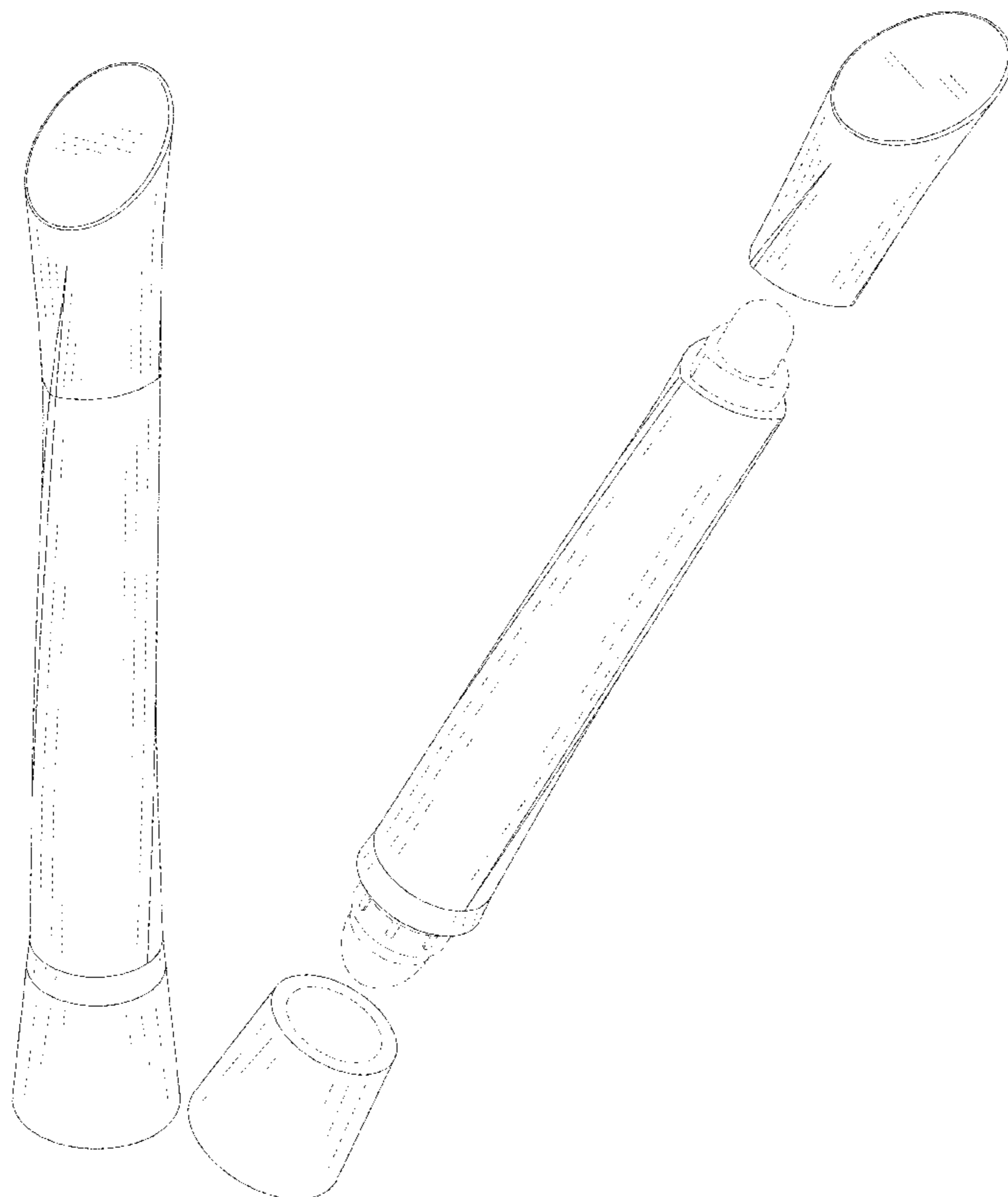
DESCRIPTION

FIG. 1 is a perspective view of an eyeshadow stick showing my new design;
 FIG. 2 is another perspective view of the eyeshadow stick with caps detached from the eyeshadow stick thereof;
 FIG. 3 is a front elevational view thereof;
 FIG. 4 is a back elevational view thereof;
 FIG. 5 is a left side view thereof;
 FIG. 6 is a right side view thereof;
 FIG. 7 is a top plan view thereof; and,
 FIG. 8 is a bottom plan view thereof.

1 Claim, 8 Drawing Sheets

(56) **References Cited**
 U.S. PATENT DOCUMENTS

D154,653 S	6/1948	Becker	
D270,770 S	9/1983	Bakic	
D303,683 S *	9/1989	Brock	D19/117
D381,899 S	8/1997	Crawford	
D422,748 S *	4/2000	Lang	D28/7
D429,845 S *	8/2000	Lang	D28/7
D429,847 S *	8/2000	Lang	D28/7
D431,324 S *	9/2000	Hirato	D28/7
D440,709 S	4/2001	An	



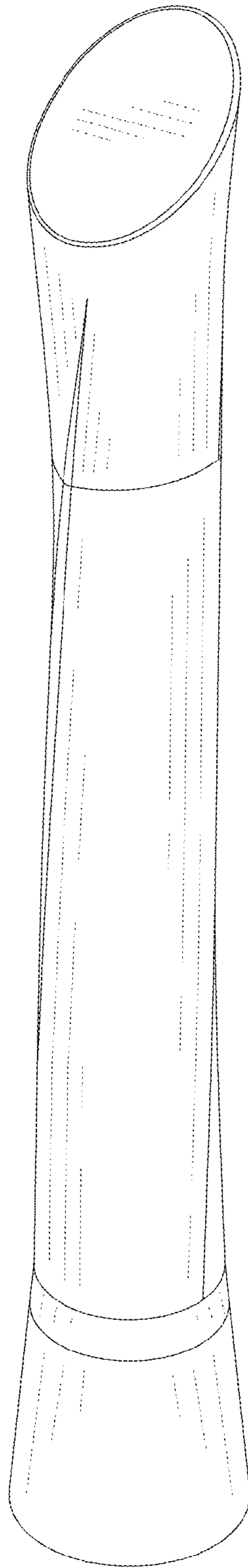


FIG.1

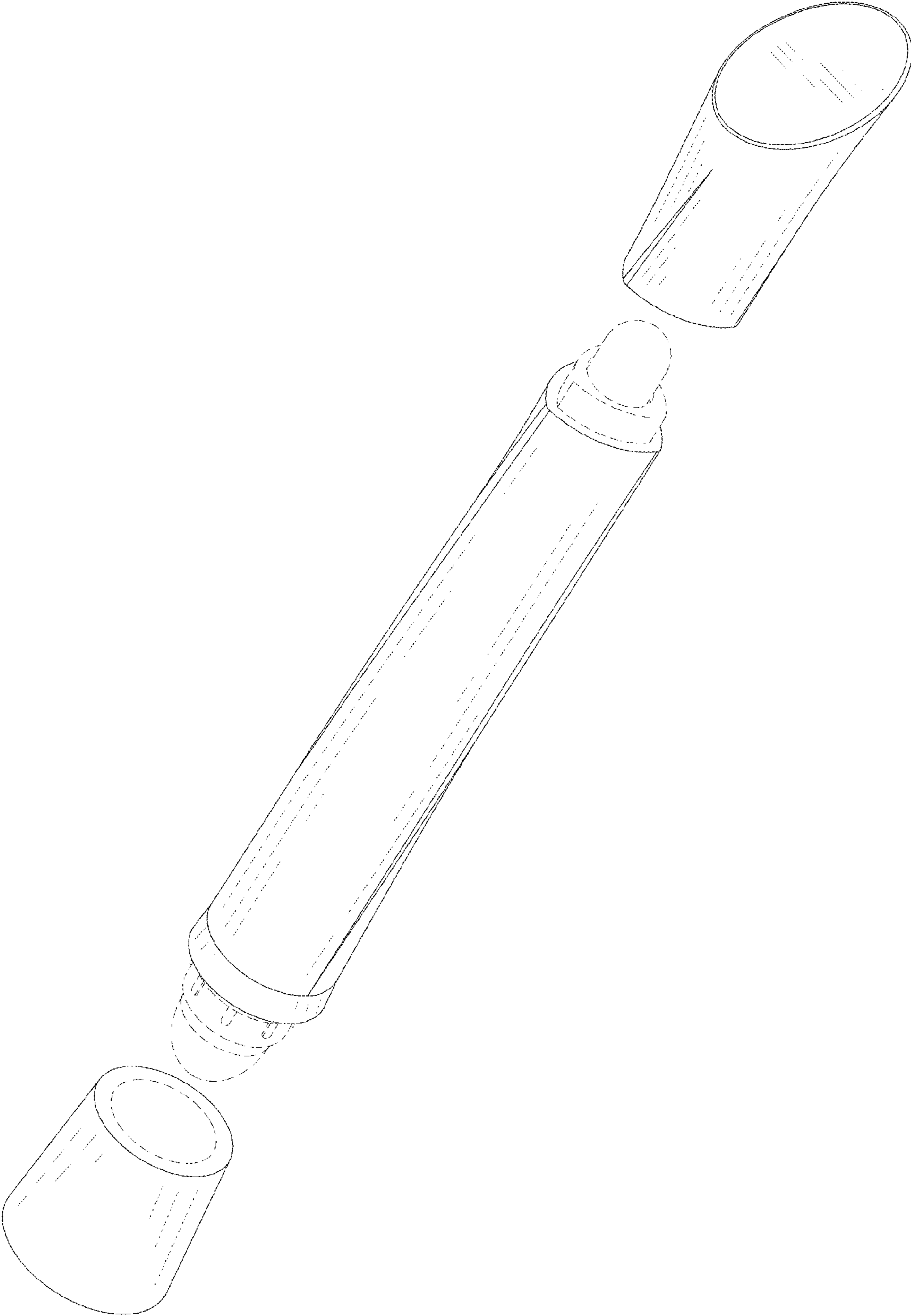


FIG. 2

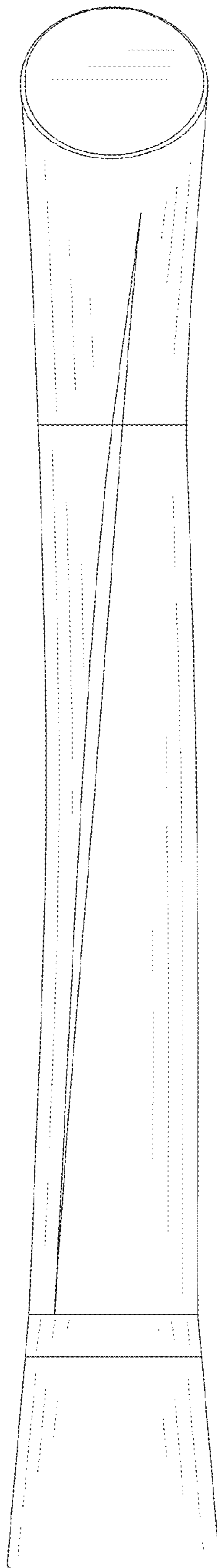


FIG. 3

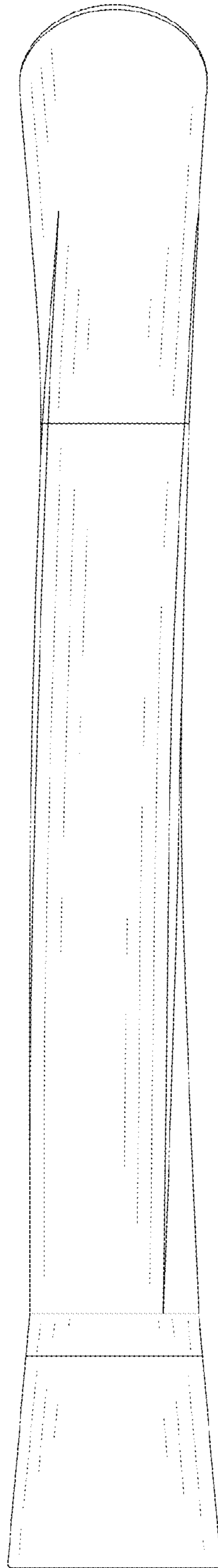


FIG. 4

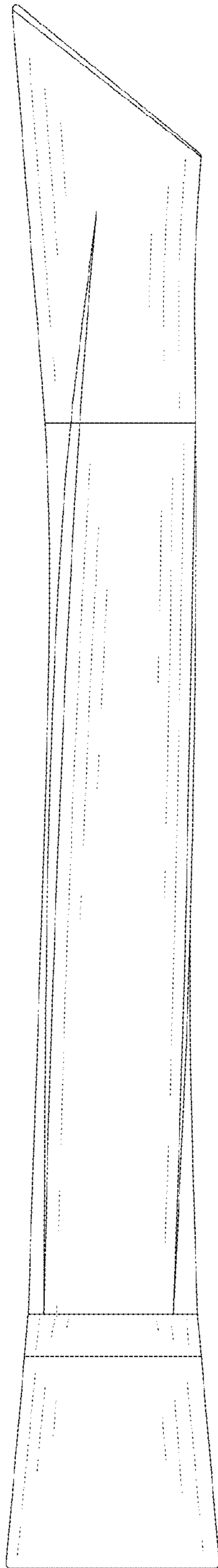


FIG. 5

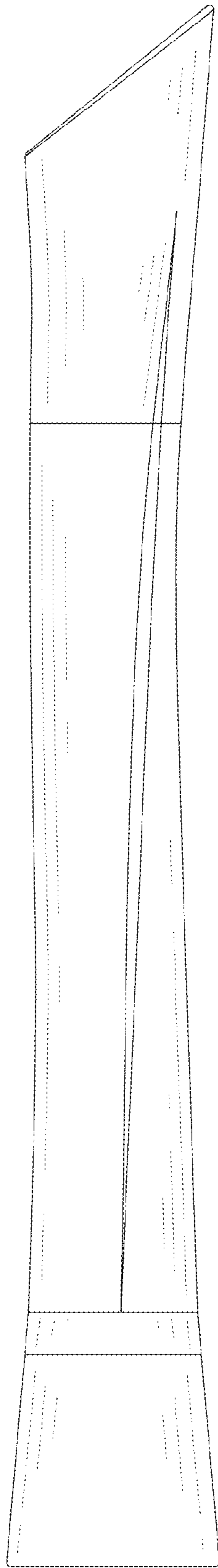


FIG. 6

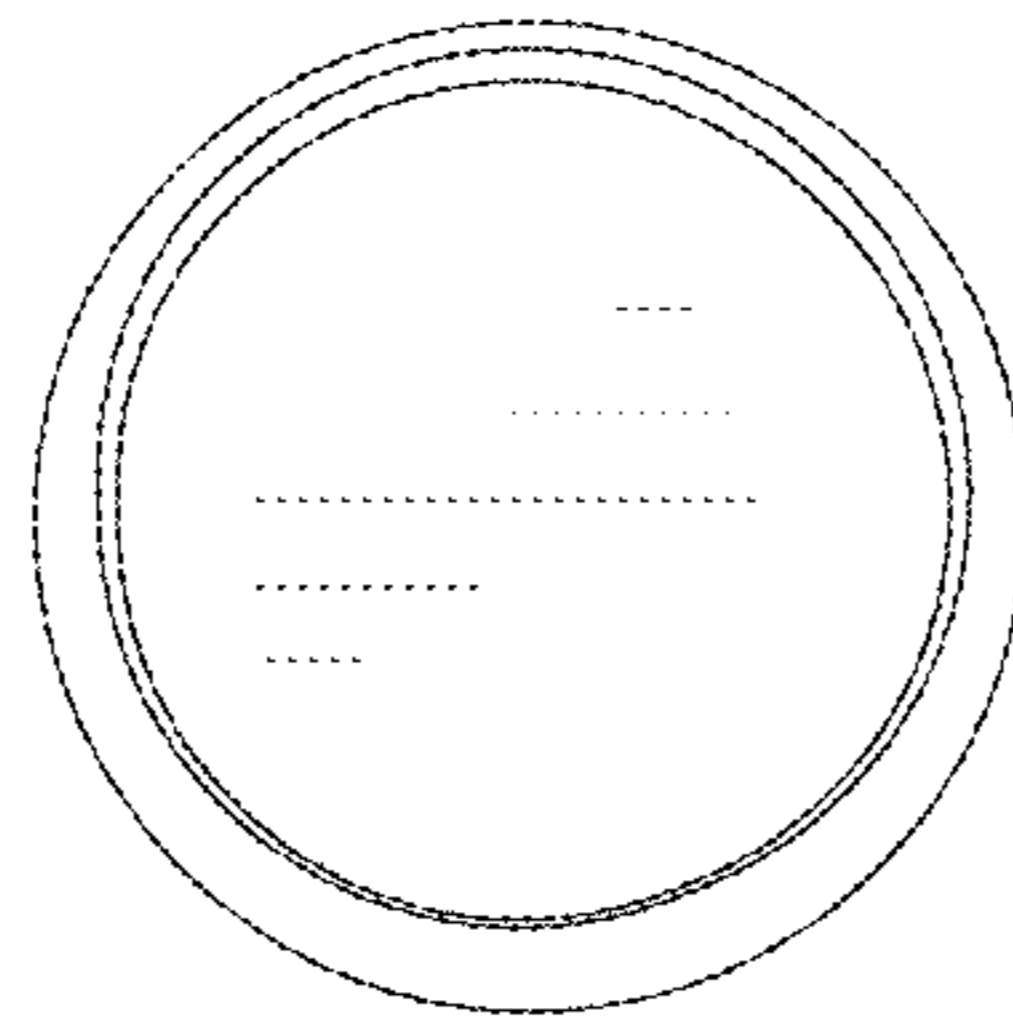


FIG. 7

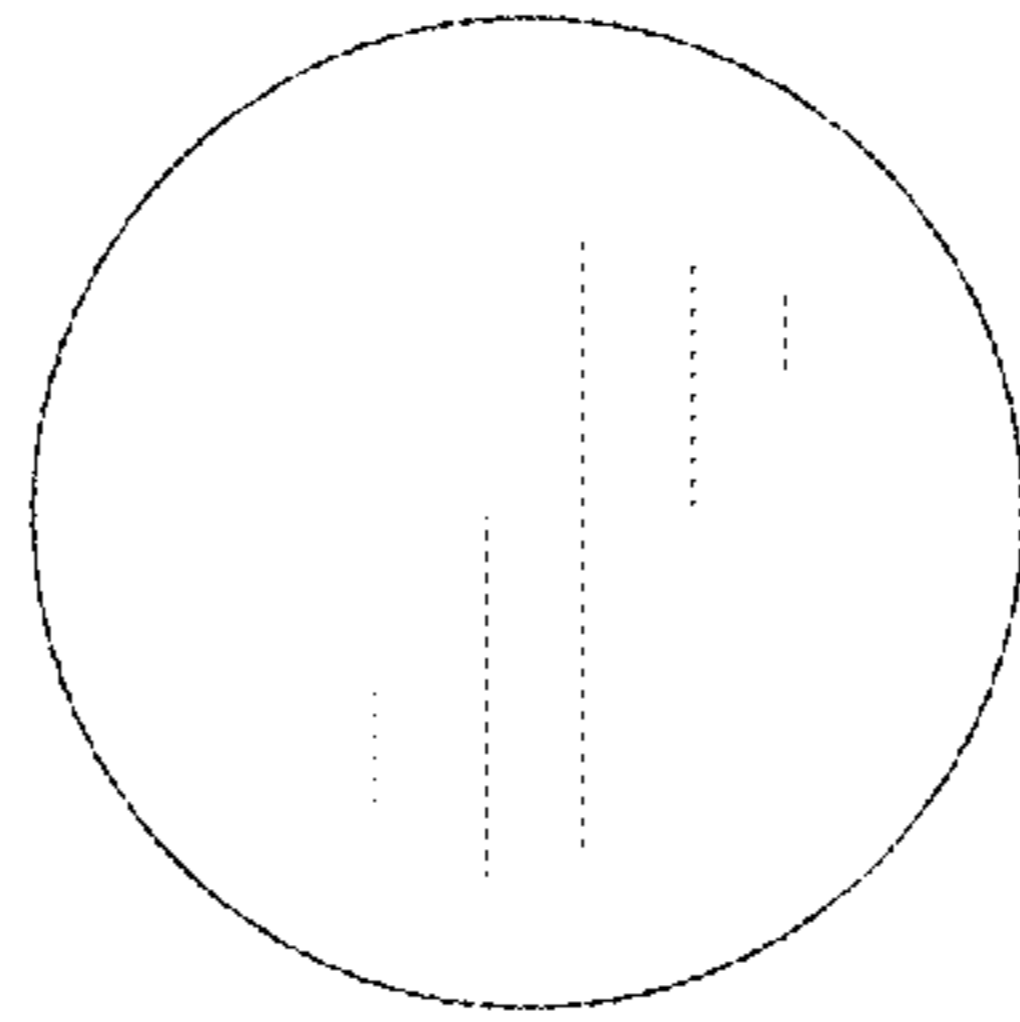


FIG. 8