



US00D974642S

(12) **United States Design Patent**
Zheng et al.

(10) **Patent No.:** **US D974,642 S**
(45) **Date of Patent:** **** Jan. 3, 2023**

(54) **PROJECTOR LAMP**

FOREIGN PATENT DOCUMENTS

(71) Applicant: **Shenzhen Bolong Technology Co. Ltd.**, Shenzhen (CN)

CN 212325596 U * 1/2021
CN 306647351 * 6/2021
CN 215722694 U * 2/2022

(72) Inventors: **Huazhu Zheng**, Shenzhen (CN);
Caijian Zheng, Shenzhen (CN);
Wenzhen Ouyang, Shenzhen (CN)

OTHER PUBLICATIONS

(**) Term: **15 Years**

StoneHouse Creative Astronaut, first available Sep. 17, 2021, retrieved Sep. 1, 2022 from URL: <https://www.amazon.com/StoneHouse-Creative-Astronaut-Ornaments-Decorative/dp/B09GK9G9CB?th=1> (Year: 2021).*

(21) Appl. No.: **29/791,185**

* cited by examiner

(22) Filed: **Jan. 4, 2022**

(30) **Foreign Application Priority Data**

Dec. 20, 2021 (CN) 202130842743.4

Primary Examiner — Richard Kearney

Assistant Examiner — Christina M. Dodson

(74) *Attorney, Agent, or Firm* — Rumit Ranjit Kanakia

(51) **LOC (14) Cl.** **26-05**

(52) **U.S. Cl.**
USPC **D26/99; D21/637**

(58) **Field of Classification Search**
USPC D16/221, 232; D21/576, 585, 594, 637;
D26/25, 26, 32, 40, 47, 57, 67, 70, 73,
D26/94, 96-99, 118, 125-126, 146, 147,
D26/156

CPC F21V 3/02; F21V 37/0095; F21S 8/035;
G03B 21/145
See application file for complete search history.

(56) **References Cited**

U.S. PATENT DOCUMENTS

D257,590 S * 12/1980 Jackson D21/637
D315,749 S * 3/1991 Visco D21/637
D316,134 S * 4/1991 Gianacakos D21/637
D476,159 S * 6/2003 Blaustein D4/107
D518,531 S * 4/2006 Vigliano D21/637
D627,235 S * 11/2010 Lo D9/674
D858,860 S 9/2019 Lin
D861,967 S 10/2019 Lin
D920,565 S 5/2021 Liu

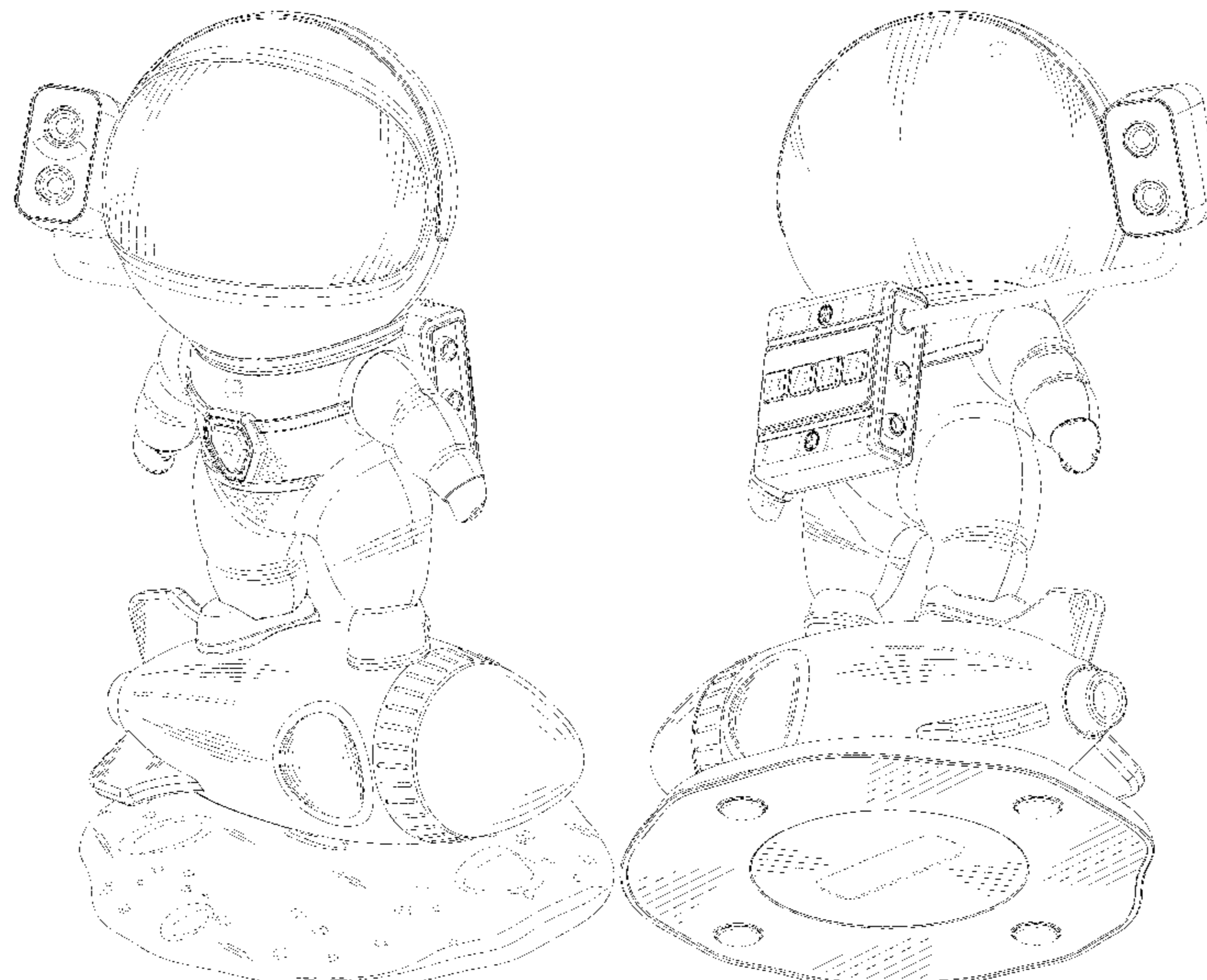
(57) **CLAIM**

The ornamental design for a projector lamp, as shown and described.

DESCRIPTION

FIG. 1 is a first perspective view of a projector lamp showing our new design;
FIG. 2 is a second perspective view thereof;
FIG. 3 is a front view thereof;
FIG. 4 is a back view thereof;
FIG. 5 is a left side view thereof;
FIG. 6 is a right side view thereof;
FIG. 7 is a top view thereof; and,
FIG. 8 is a bottom view thereof.
The broken lines shown in the drawings depict portions of the projector lamp in which the design is embodied that form no part of the claimed design.

1 Claim, 8 Drawing Sheets






FIG. 1

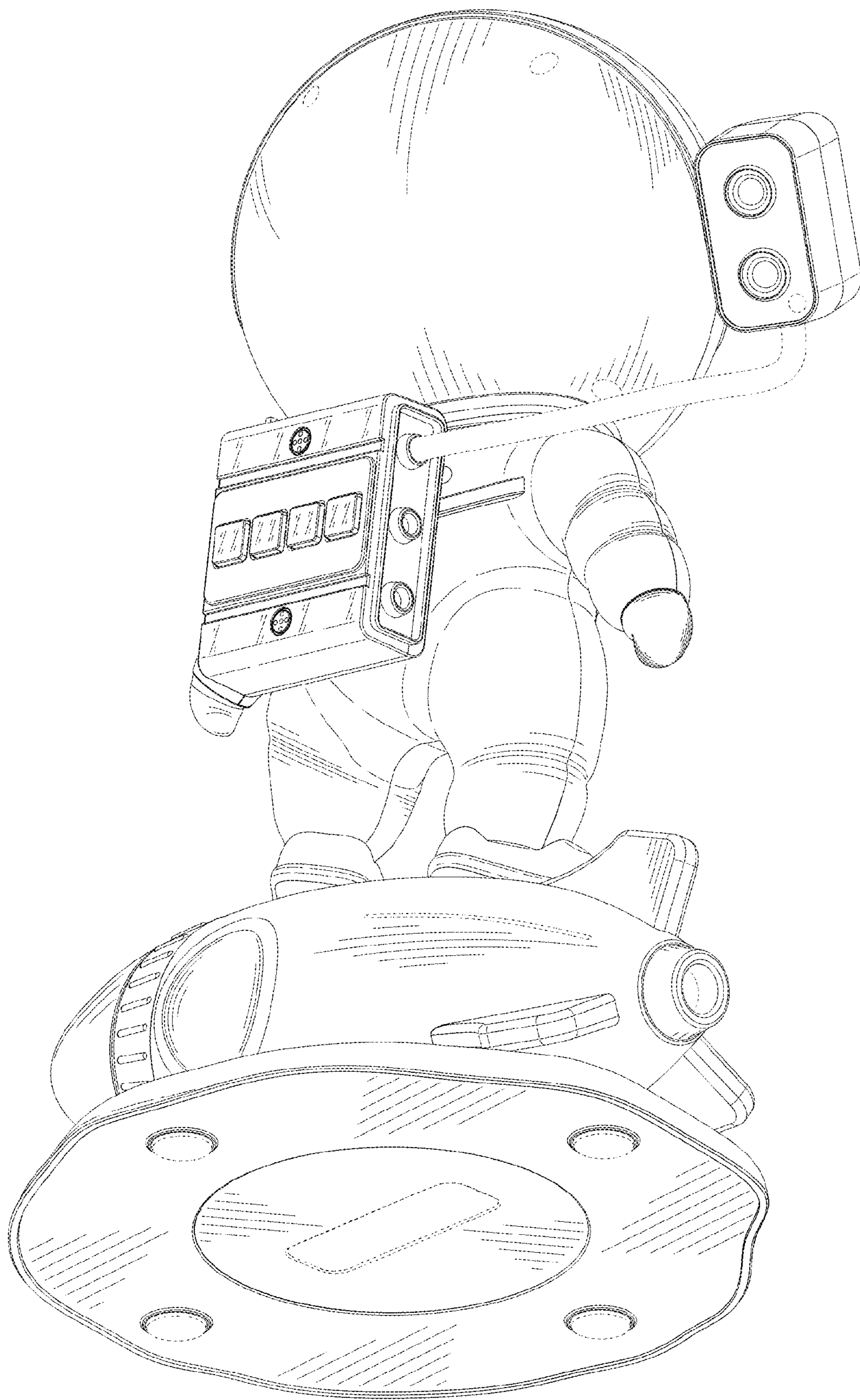


FIG. 2




FIG. 3




FIG. 4

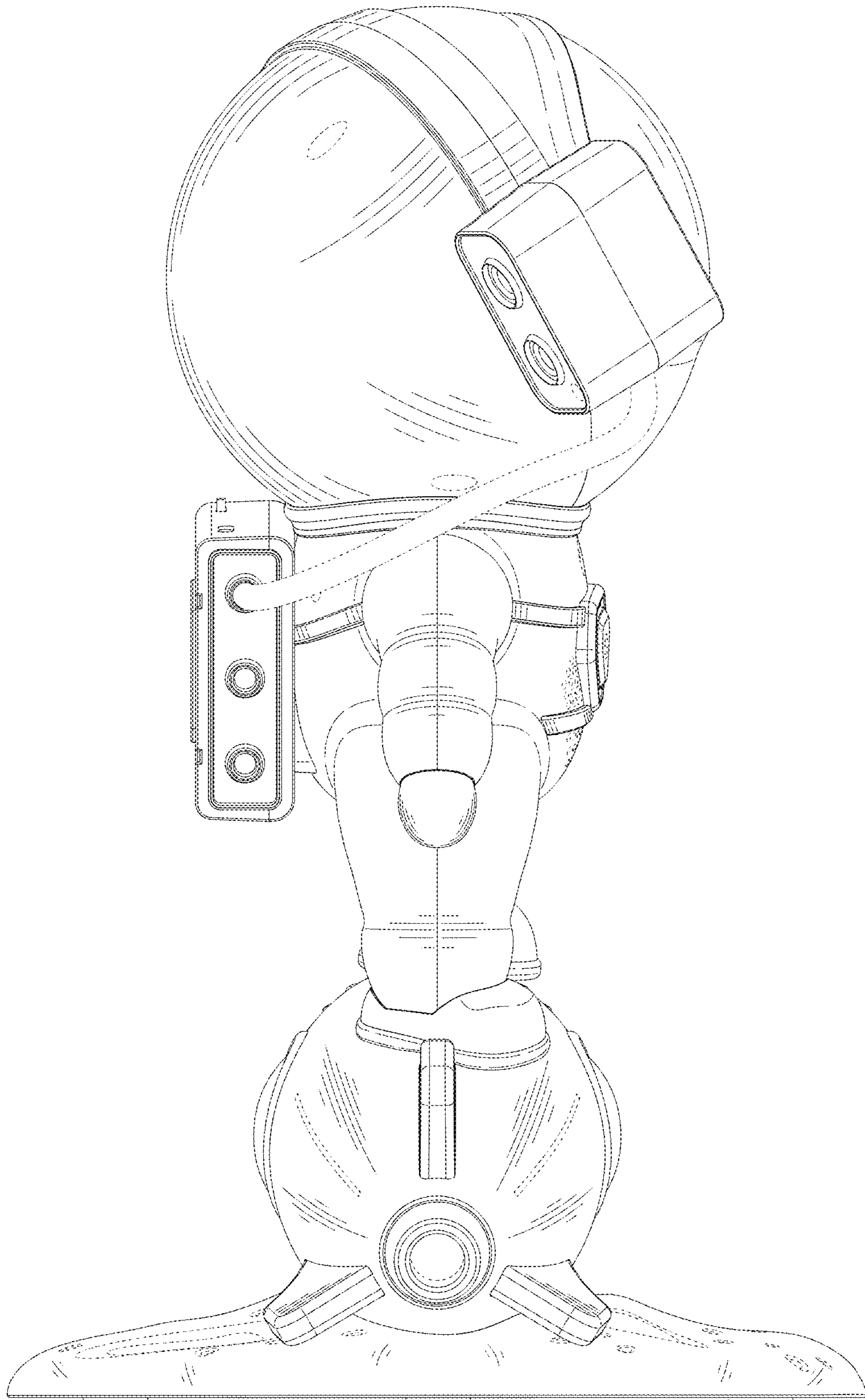


FIG. 5

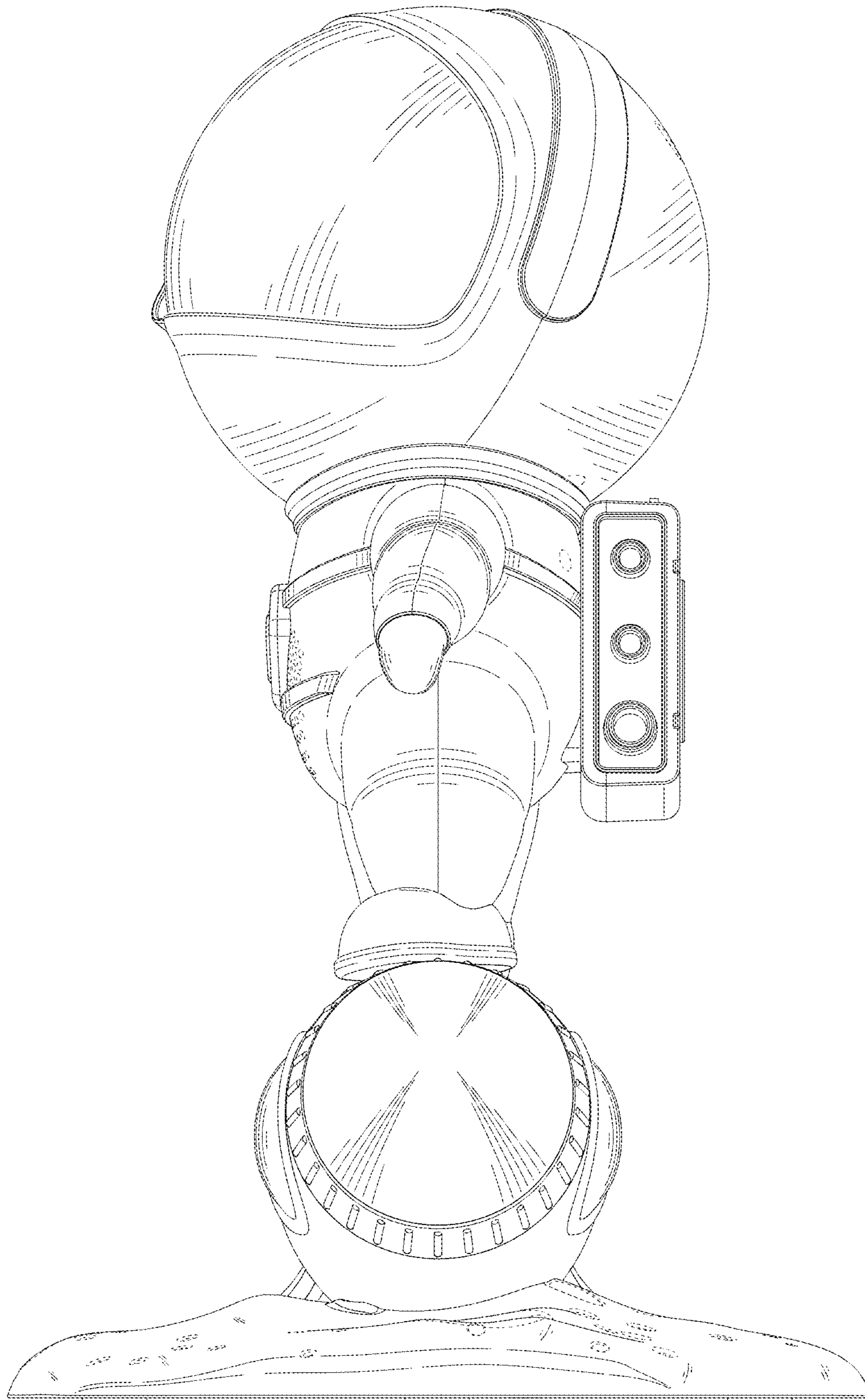


FIG. 6

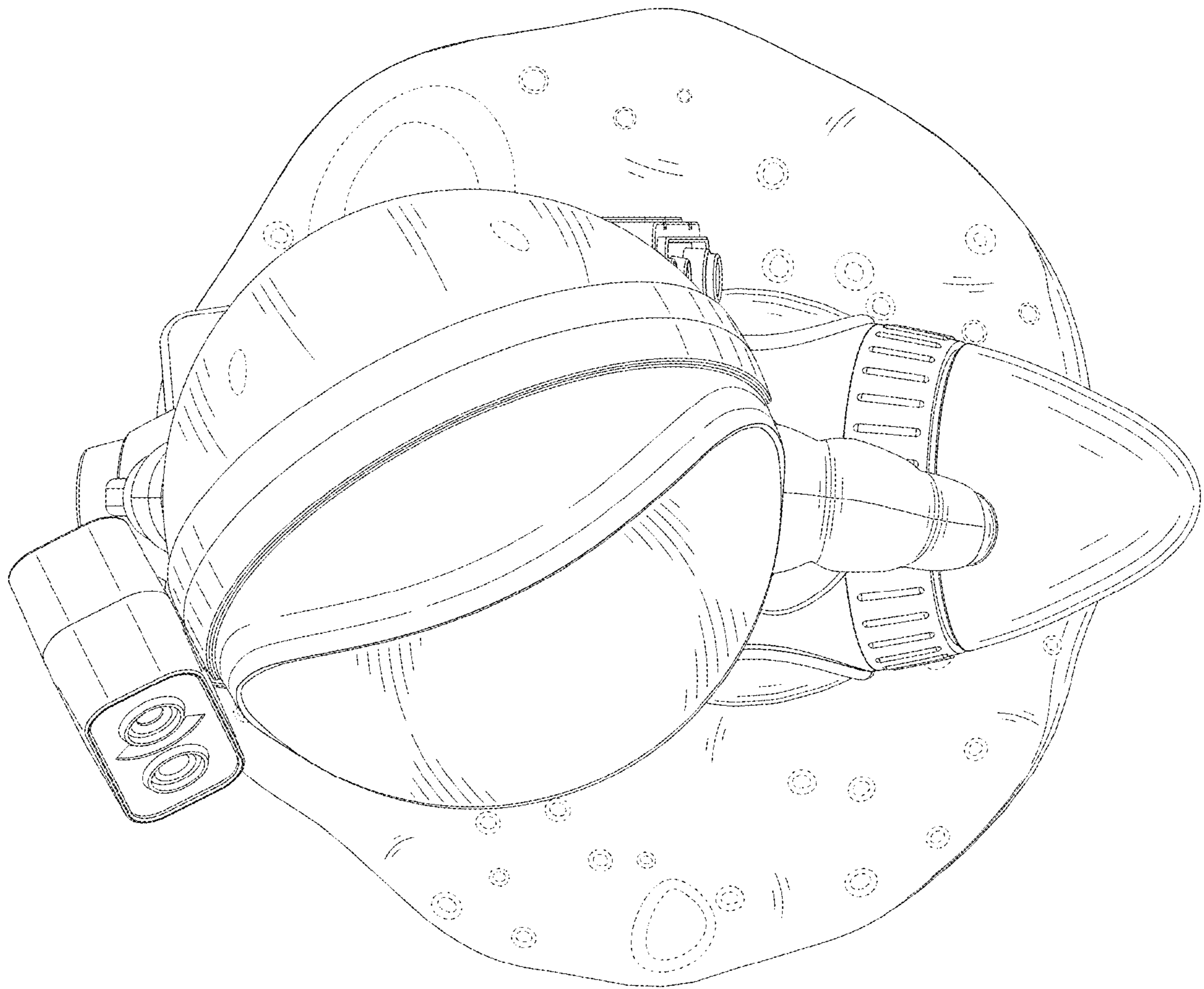


FIG. 7

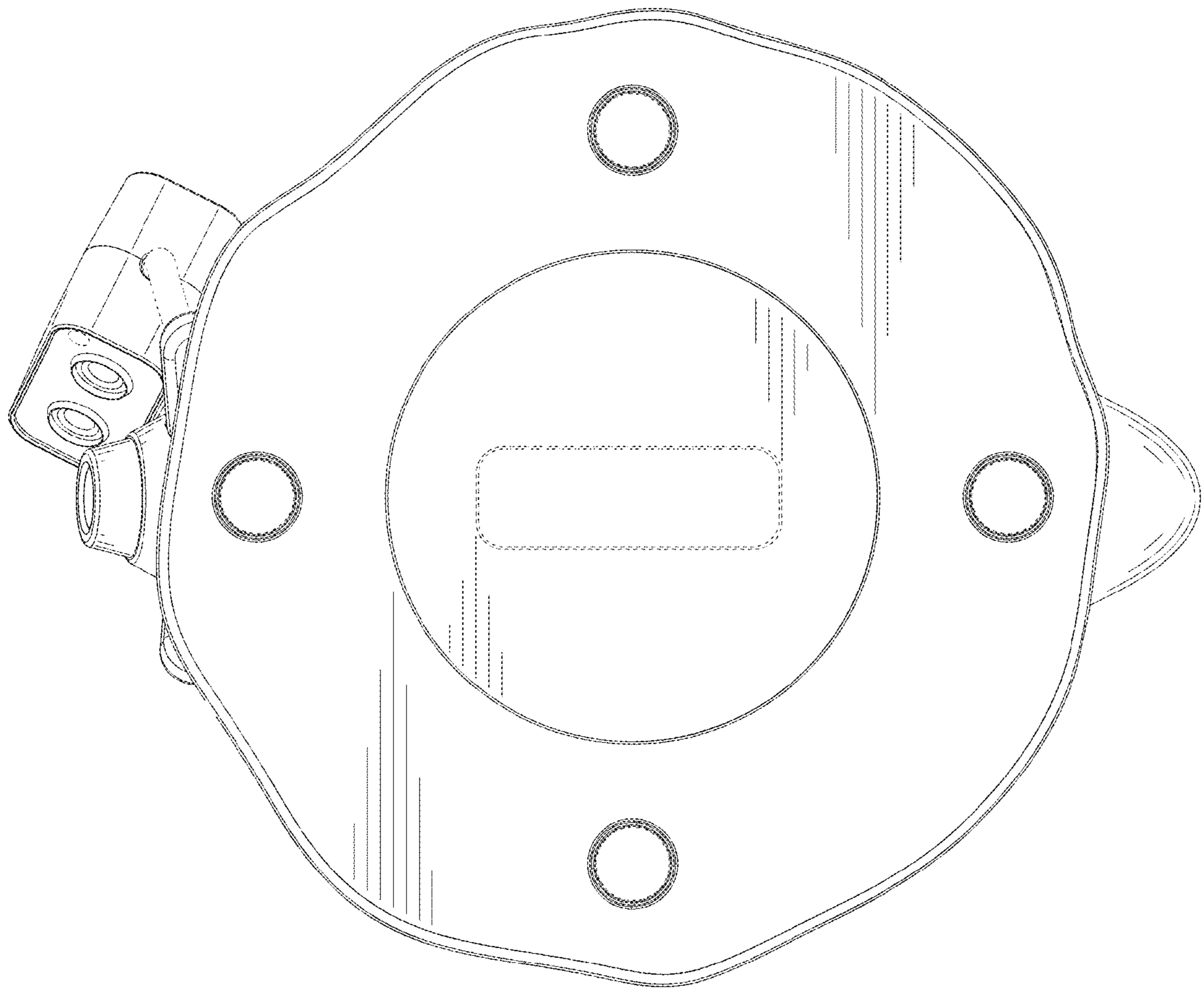


FIG. 8