



US00D974633S

(12) **United States Design Patent**  
**Zhang**

(10) **Patent No.:** **US D974,633 S**  
(45) **Date of Patent:** **\*\* Jan. 3, 2023**

- (54) **GROUND LIGHT**
- (71) Applicant: **Donglin Zhang**, Sichuan (CN)
- (72) Inventor: **Donglin Zhang**, Sichuan (CN)
- (73) Assignee: **Shenzhen Yuyiyuan Technology Co., Ltd.**, Guangdong (CN)
- (\*\*) Term: **15 Years**
- (21) Appl. No.: **29/709,888**
- (22) Filed: **Oct. 18, 2019**
- (51) **LOC (14) Cl.** ..... **25-05**
- (52) **U.S. Cl.**  
USPC ..... **D26/68**
- (58) **Field of Classification Search**  
USPC ..... D26/24, 40, 44, 60, 61, 63-70, 84-87,  
D26/92, 93, 104-106, 108, 110, 121, 128,  
D26/137  
CPC ..... F21L 13/00; F21S 9/00; F21S 9/02; F21S  
9/03; F21S 9/035; F21S 9/037; F21S  
10/00; F21S 10/005; F21S 10/007; F21S  
8/08; F21S 8/081; F21S 8/083; F21S  
8/086; F21S 8/088  
See application file for complete search history.

- D890,400 S \* 7/2020 Chen ..... D26/67
- D899,658 S \* 10/2020 Wang ..... D26/67
- D908,942 S \* 1/2021 Pan ..... D26/68
- D918,350 S \* 5/2021 Dai ..... D23/266
- D933,588 S \* 10/2021 Li ..... D13/102
- D935,081 S \* 11/2021 Peng ..... D26/67
- D940,368 S \* 1/2022 Kao ..... D26/40
- 2015/0077980 A1 \* 3/2015 Coughlin ..... F21S 9/03  
362/183
- 2018/0306430 A1 \* 10/2018 Weaver ..... F21V 23/0464
- 2021/0156544 A1 \* 5/2021 Freeland ..... F21V 21/406

FOREIGN PATENT DOCUMENTS

CN 306219180 \* 12/2020

\* cited by examiner

*Primary Examiner* — Richard Kearney

(57) **CLAIM**

The ornamental design for a ground light, as shown and described.

**DESCRIPTION**

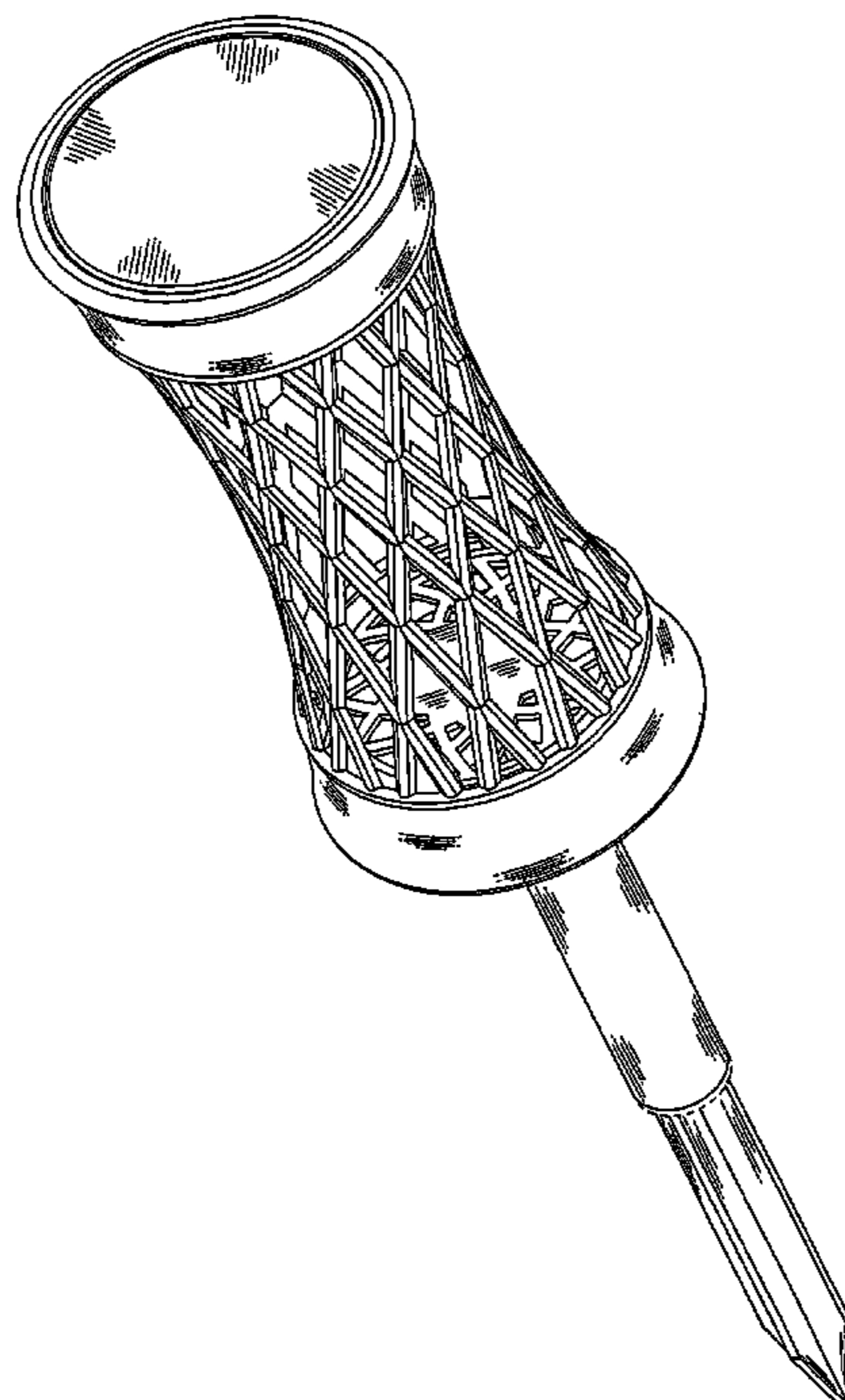
FIG. 1 is a perspective view of a ground light showing my new design;  
 FIG. 2 is a front elevation view thereof;  
 FIG. 3 is a rear elevation view thereof;  
 FIG. 4 is a left side elevation view thereof;  
 FIG. 5 is a right side elevation view thereof;  
 FIG. 6 is a top plan view thereof, shown enlarged in scale; and,  
 FIG. 7 is a bottom plan view thereof, shown enlarged in scale.  
 The broken lines shown in the drawings illustrate portions of the article and form no part of the claimed design.

**1 Claim, 7 Drawing Sheets**

(56) **References Cited**

U.S. PATENT DOCUMENTS

- D10,254 S \* 9/1877 Zimmerman ..... D26/40
- 2,659,809 A \* 11/1953 Melia ..... F21V 3/04  
362/356
- D477,683 S \* 7/2003 Cheong ..... D26/67
- 8,011,812 B2 \* 9/2011 Schnitzer ..... F21S 8/081  
362/326
- D824,562 S \* 7/2018 Chen ..... D26/68



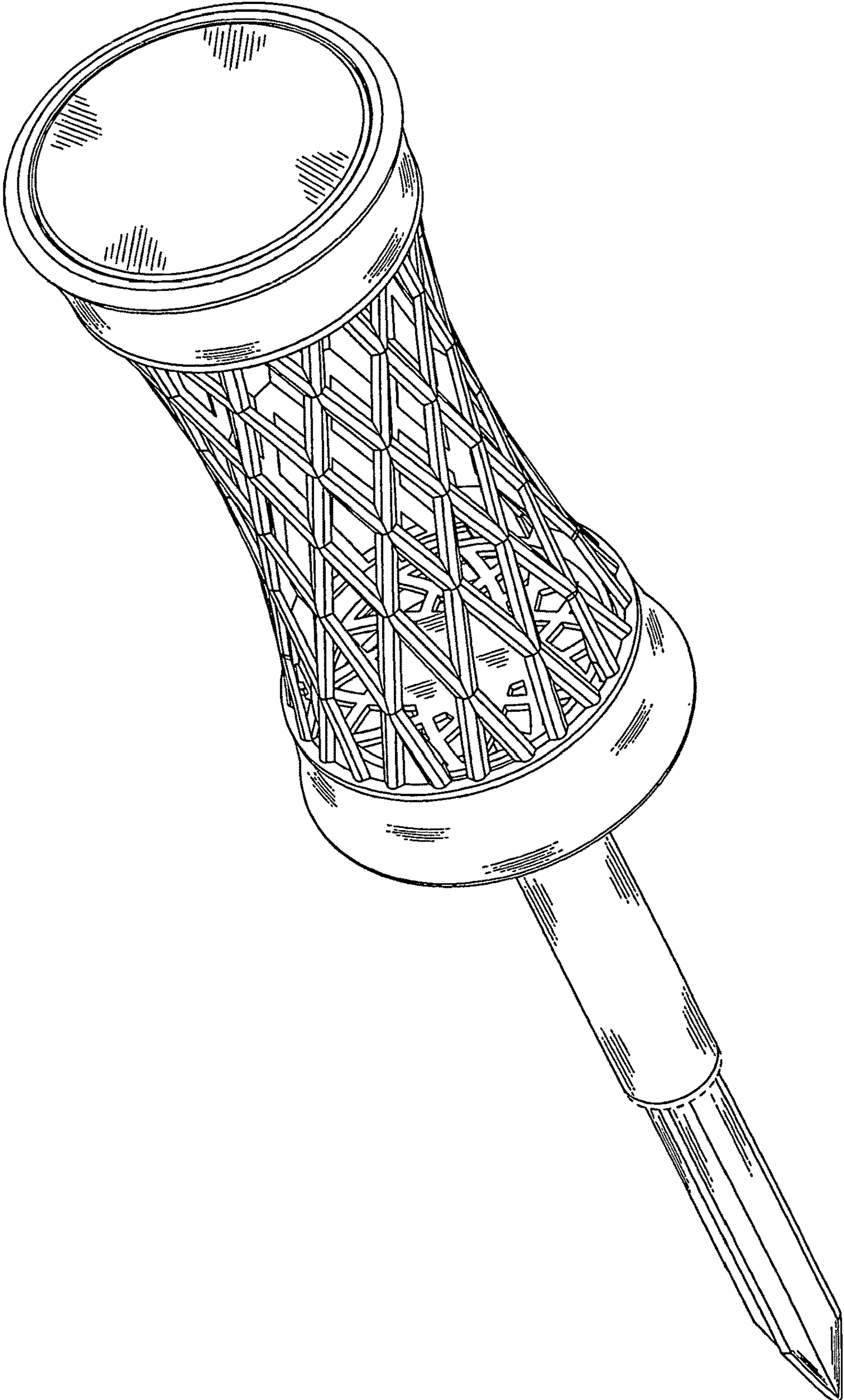


FIG. 1




FIG. 2






FIG. 3

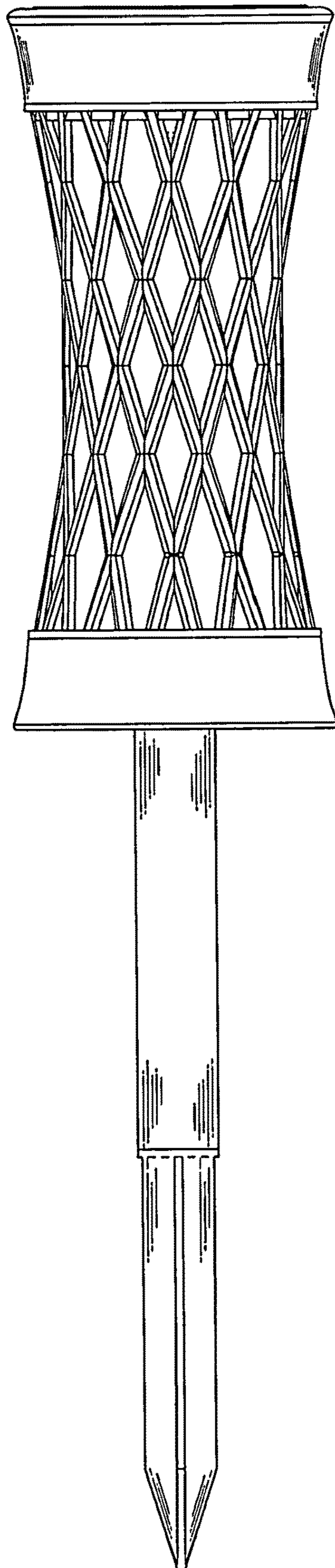


FIG. 4




FIG. 5

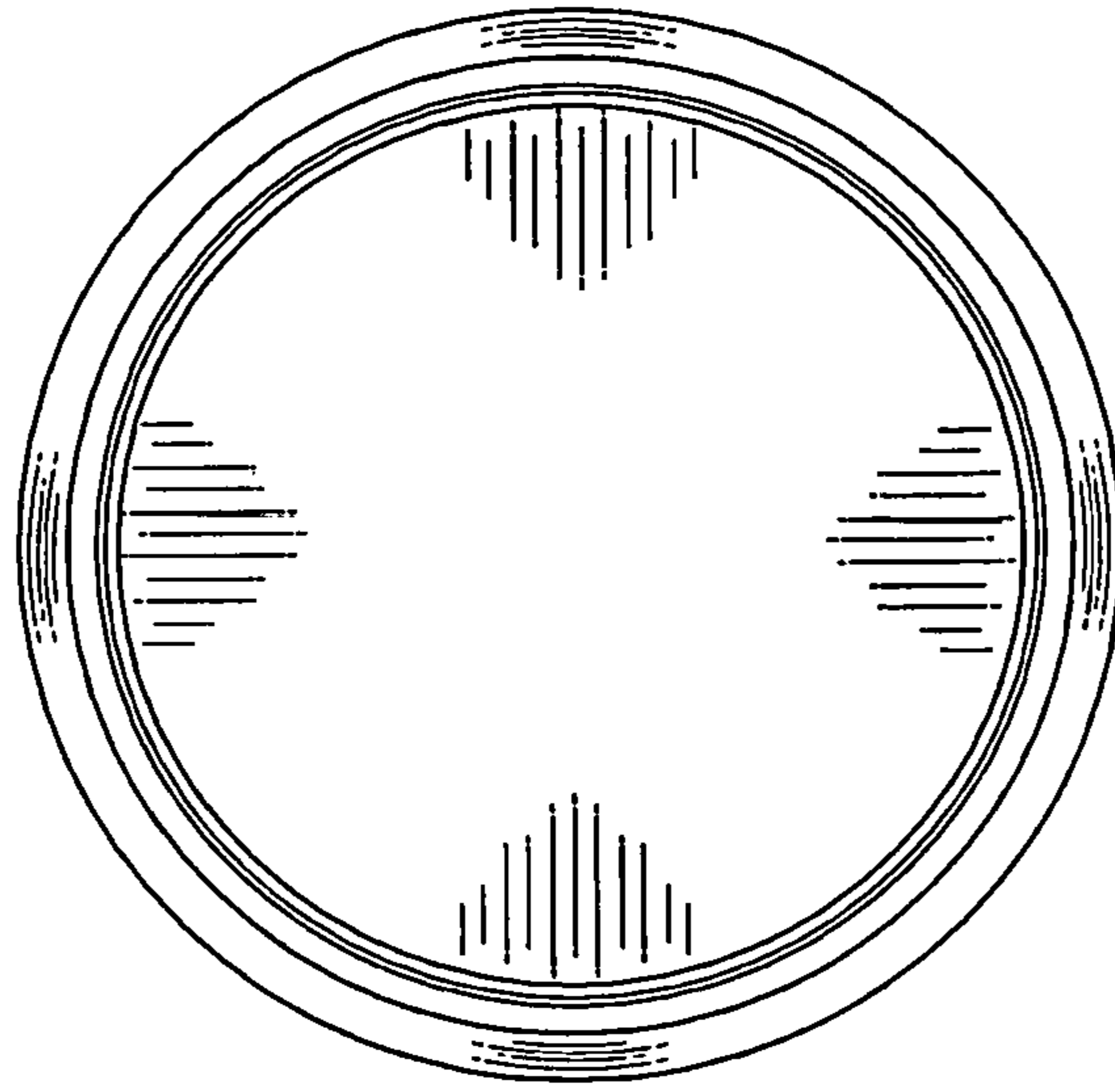


FIG. 6




FIG. 7