



US00D974608S

(12) **United States Design Patent** (10) **Patent No.:** **US D974,608 S**  
**Xie** (45) **Date of Patent:** **\*\* Jan. 3, 2023**

(54) **BRAKE LIGHT**  
(71) Applicant: **SHENZHEN EARLY BUS E-COMMERCE CO., LTD.**, Shenzhen (CN)  
(72) Inventor: **Yue E Xie**, Nanning (CN)  
(73) Assignee: **SHENZHEN EARLY BUS E-COMMERCE CO., LTD.**, Shenzhen (CN)  
(\*\*) Term: **15 Years**

D889,710 S \* 7/2020 Yeh ..... D26/31  
D890,373 S \* 7/2020 Chen ..... D26/28  
D890,374 S \* 7/2020 Chen ..... D26/28  
D890,375 S \* 7/2020 Chen ..... D26/28  
D890,378 S \* 7/2020 Chen ..... D26/28  
D890,964 S \* 7/2020 Chen ..... D26/28  
D890,965 S \* 7/2020 Chen ..... D26/28  
D890,966 S \* 7/2020 Chen ..... D26/28  
D890,967 S \* 7/2020 Chen ..... D26/28  
D890,968 S \* 7/2020 Chen ..... D26/28  
D890,971 S \* 7/2020 Chen ..... D26/31  
D919,142 S \* 5/2021 Wu ..... D26/31  
D955,612 S \* 6/2022 Tam ..... D26/28  
D957,700 S \* 7/2022 Wu ..... D26/28  
D957,701 S \* 7/2022 Wu ..... D26/28  
D957,702 S \* 7/2022 Wu ..... D26/28

(21) Appl. No.: **29/799,104**  
(22) Filed: **Jul. 13, 2021**  
(51) **LOC (14) Cl.** ..... **26-06**  
(52) **U.S. Cl.** ..... **D26/28**  
USPC ..... **D26/28**  
(58) **Field of Classification Search**  
USPC ..... D26/28, 29, 30, 31, 32, 33, 34, 35, 36, D26/139  
CPC ..... F21W 2103/35; F21W 2103/40; F21W 2102/17; F21W 2102/30; F21W 2103/00; F21W 2103/55; F21W 2104/00; F21W 2107/17; F21W 2107/13; F21S 41/00; F21S 41/141; F21S 41/162; F21S 41/18; F21S 41/20; F21S 41/33; F21S 41/36; F21S 41/60; F21S 43/00; F21V 21/04  
See application file for complete search history.

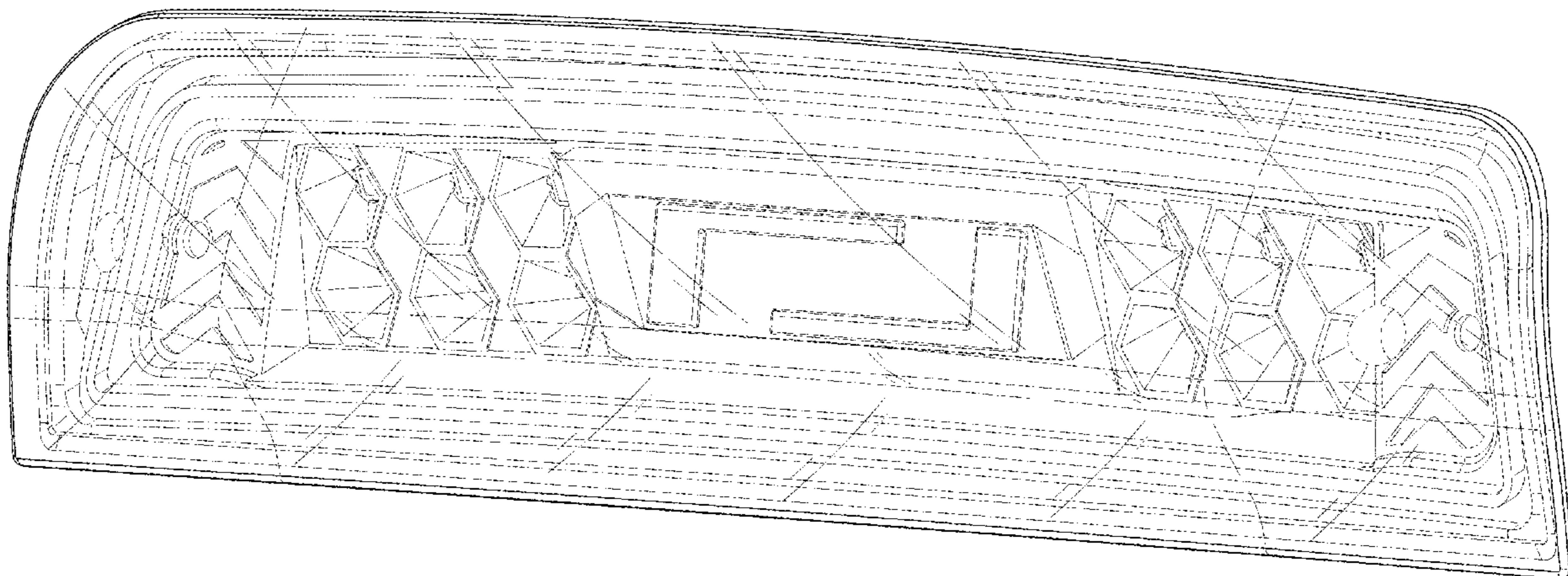
\* cited by examiner  
*Primary Examiner* — Angela J Lee  
(74) *Attorney, Agent, or Firm* — Nitin Kaushik

(57) **CLAIM**  
The ornamental design for a brake light, as shown and described.

**DESCRIPTION**  
FIG. 1 is a perspective view of a brake light showing my new design;  
FIG. 2 is another perspective view thereof;  
FIG. 3 is a front elevational view thereof;  
FIG. 4 is a rear elevational view thereof;  
FIG. 5 is a left side elevational view thereof;  
FIG. 6 is a right side elevational view thereof;  
FIG. 7 is a top plan view thereof; and,  
FIG. 8 is a bottom plan view thereof.  
The broken lines in the drawings depict portions of the brake light that form no part of the claimed design.

(56) **References Cited**  
U.S. PATENT DOCUMENTS  
D799,081 S \* 10/2017 Lin ..... D26/28  
D868,306 S \* 11/2019 Lin ..... D26/28

**1 Claim, 8 Drawing Sheets**






FIG. 1




FIG. 2

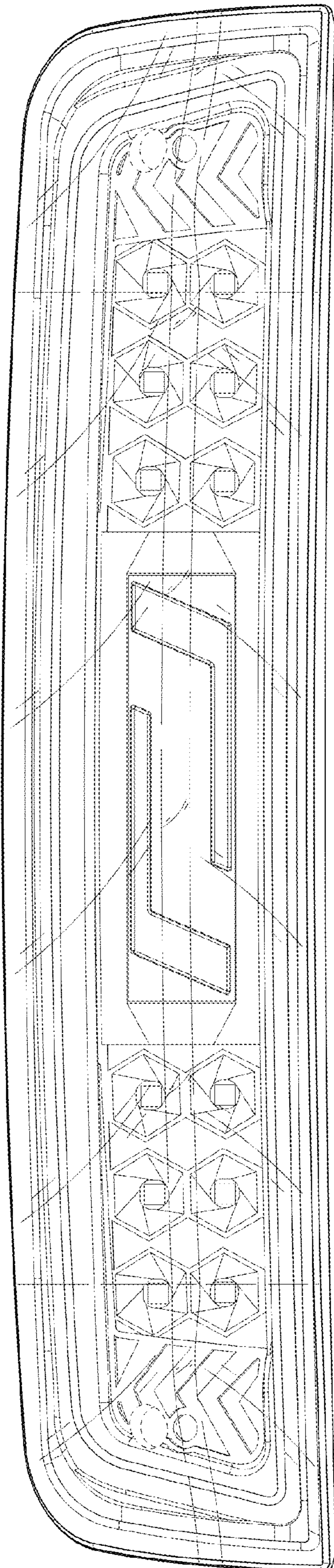


FIG. 3

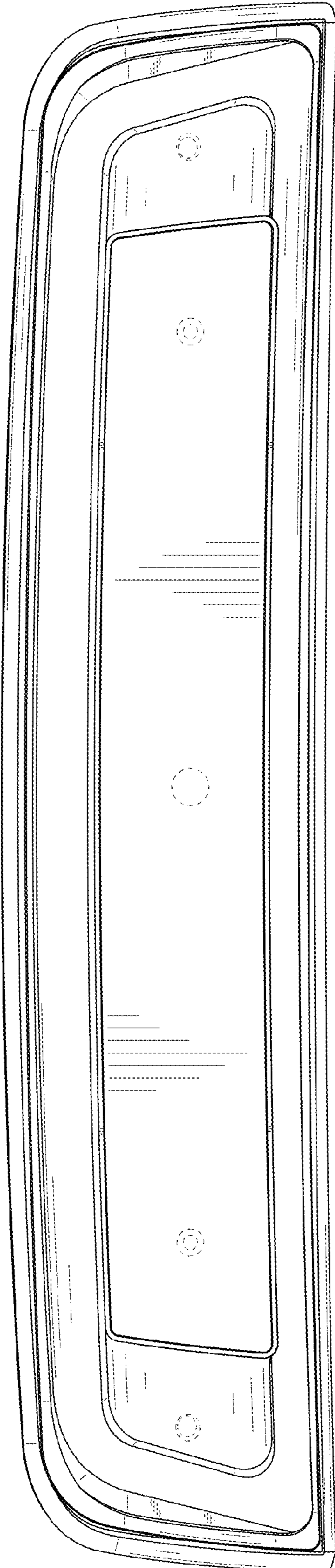


FIG. 4

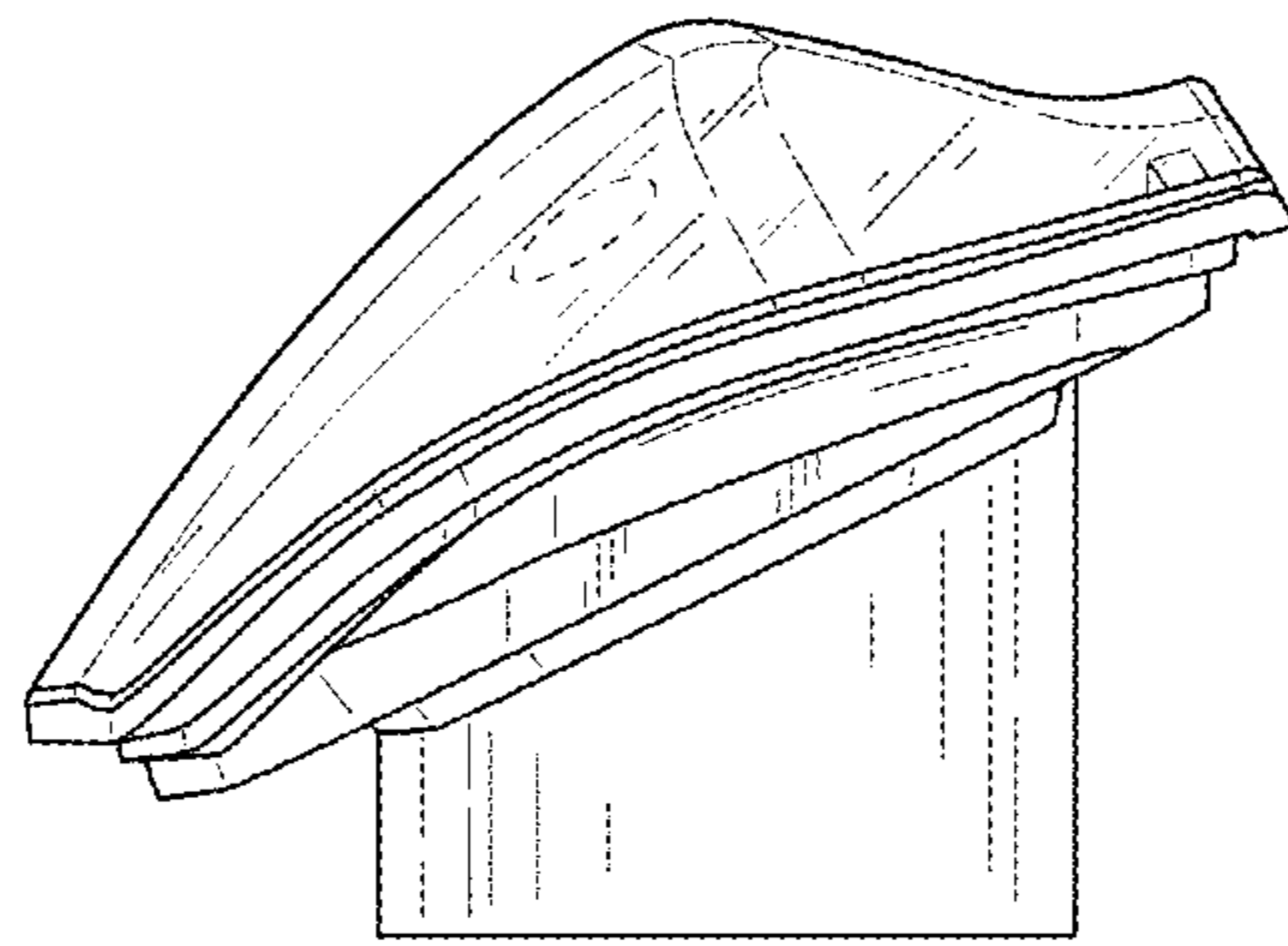


FIG. 5

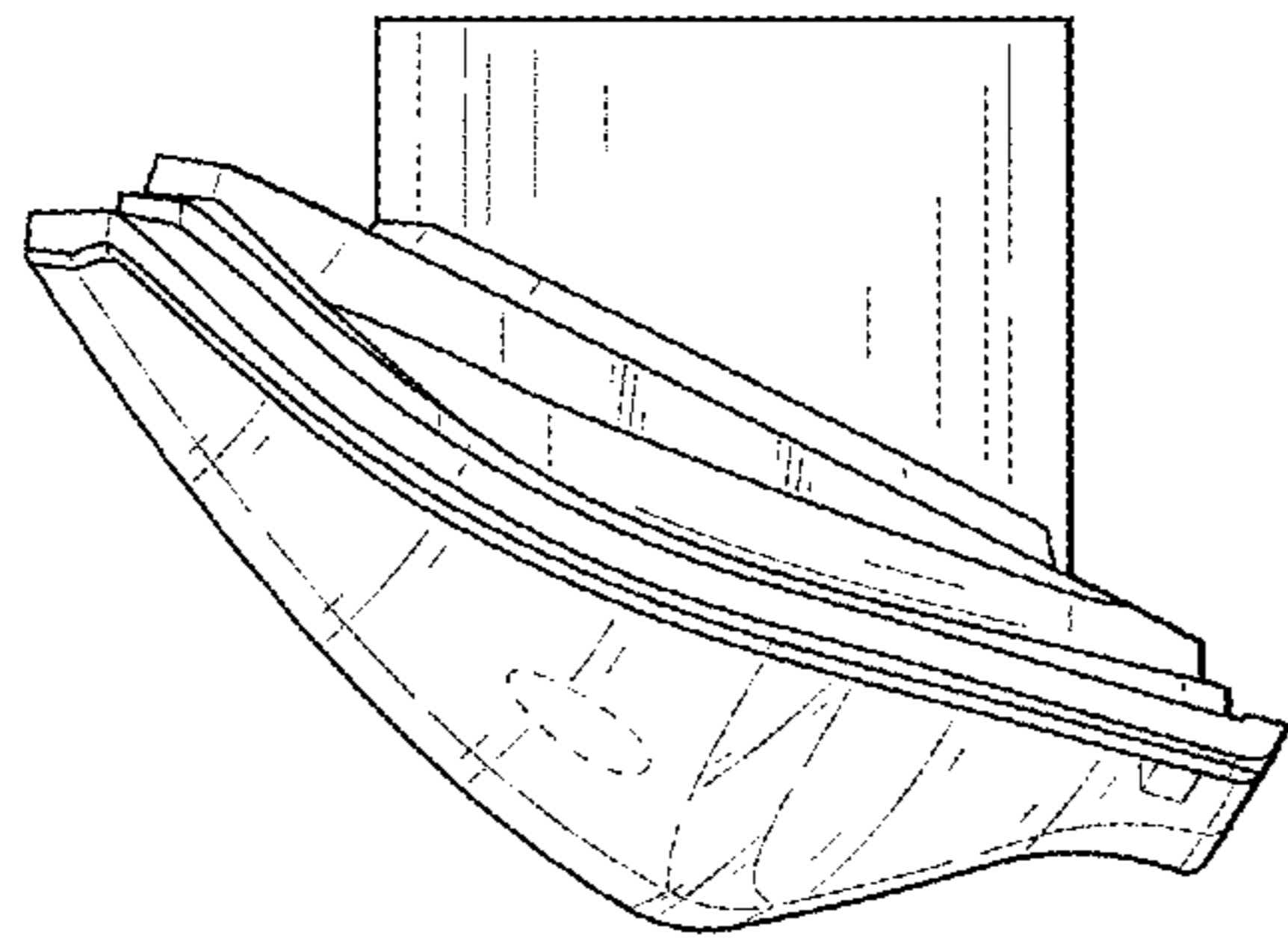


FIG. 6

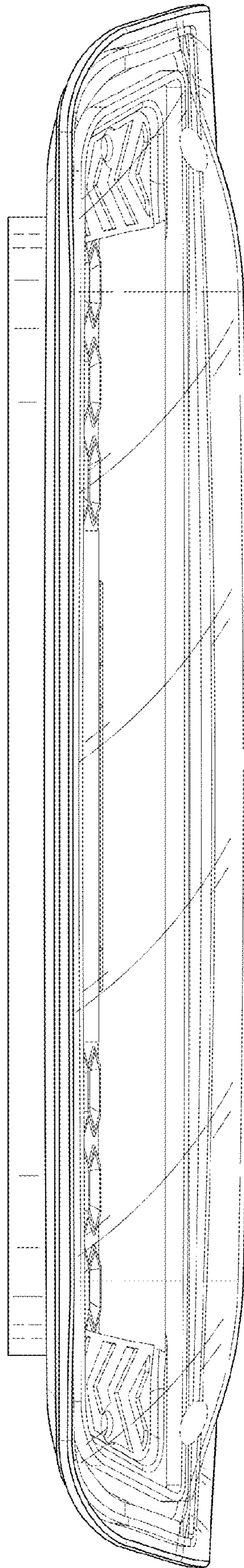


FIG. 7






FIG. 8