



US00D974575S

(12) **United States Design Patent**
Smith et al.

(10) **Patent No.:** **US D974,575 S**
(45) **Date of Patent:** **** Jan. 3, 2023**

(54) **MASSAGE BOARD**

(71) Applicants: **William Smith**, Vero Beach, FL (US);
Cameron Smith, Steamboat Springs,
CO (US); **Dominic Rainville**,
Sainte-Julie (CA)

(72) Inventors: **William Smith**, Vero Beach, FL (US);
Cameron Smith, Steamboat Springs,
CO (US); **Dominic Rainville**,
Sainte-Julie (CA)

(**) Term: **15 Years**

(21) Appl. No.: **29/772,191**

(22) Filed: **Feb. 26, 2021**

Related U.S. Application Data

(63) Continuation-in-part of application No. 17/180,654,
filed on Feb. 19, 2021.

(51) **LOC (14) Cl.** **24-01**

(52) **U.S. Cl.**
USPC **D24/200**

(58) **Field of Classification Search**
USPC D24/200, 211–215; D21/662, 686
CPC A61H 1/008; A61H 1/0296; A61H 7/004;
A61H 7/007; A61H 23/02; A61H
2205/081; A61H 2201/1685; A61H
2201/0119; A61H 1/1623
See application file for complete search history.

(56) **References Cited**

U.S. PATENT DOCUMENTS

4,170,989 A * 10/1979 Miniere A61H 7/007
601/102
4,350,152 A * 9/1982 Strakowski A61H 1/008
601/1

D374,083 S * 9/1996 Duh D24/211
D396,293 S * 7/1998 Stranner D24/200
D413,985 S * 9/1999 Martin D24/211
D488,868 S * 4/2004 Lundrigan D24/200
D684,702 S * 6/2013 Cho D24/215
D953,548 S * 5/2022 Tobias D24/200
2009/0259151 A1 * 10/2009 McDonnell 601/56
2011/0160627 A1 * 6/2011 Huang A61H 7/004
601/134
2020/0060927 A1 * 2/2020 Bailey A61H 15/00
2020/0297570 A1 * 9/2020 Lee A61H 1/008
2022/0226185 A1 * 7/2022 Ramdass A61H 15/00

* cited by examiner

Primary Examiner — Wan Laymon

(74) *Attorney, Agent, or Firm* — Tope-McKay &
Associates

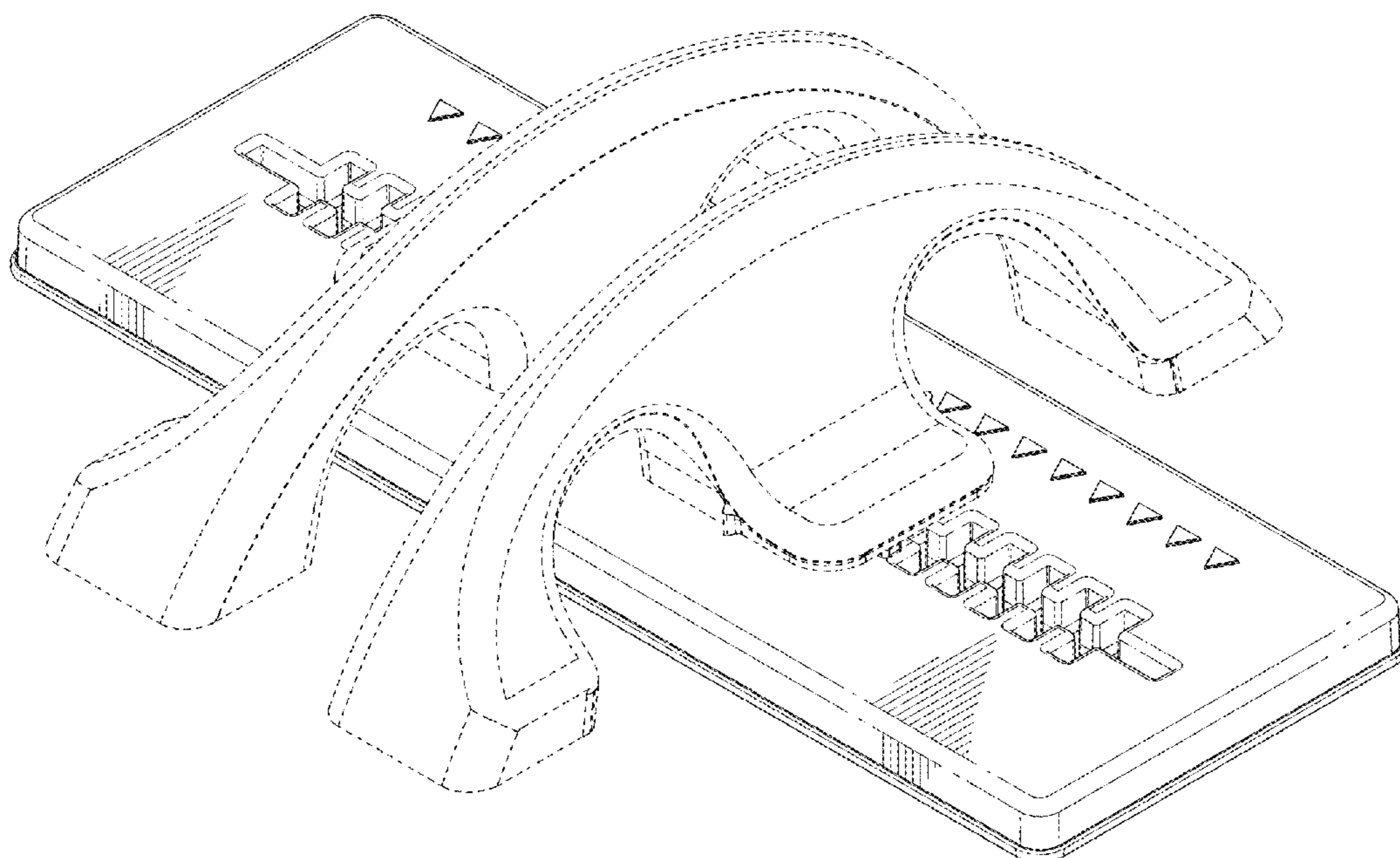
(57) **CLAIM**

The ornamental design for a massage board, as shown and
described.

DESCRIPTION

FIG. 1 is a top, perspective view of a massage board;
FIG. 2 is a bottom, perspective view thereof;
FIG. 3 is a left elevation view thereof;
FIG. 4 is a right elevation view thereof;
FIG. 5 is a back elevation view thereof;
FIG. 6 is a front elevation view thereof;
FIG. 7 is a top plan view thereof;
FIG. 8 is a bottom plan view thereof; and,
FIG. 9 is an in use view thereof.
The surface of FIGS. 1-9 are lightly lined for contour only.
The broken lines in FIG. 9 showing the massage board in use
illustrate the environment and form no part of the claimed
design.

1 Claim, 9 Drawing Sheets



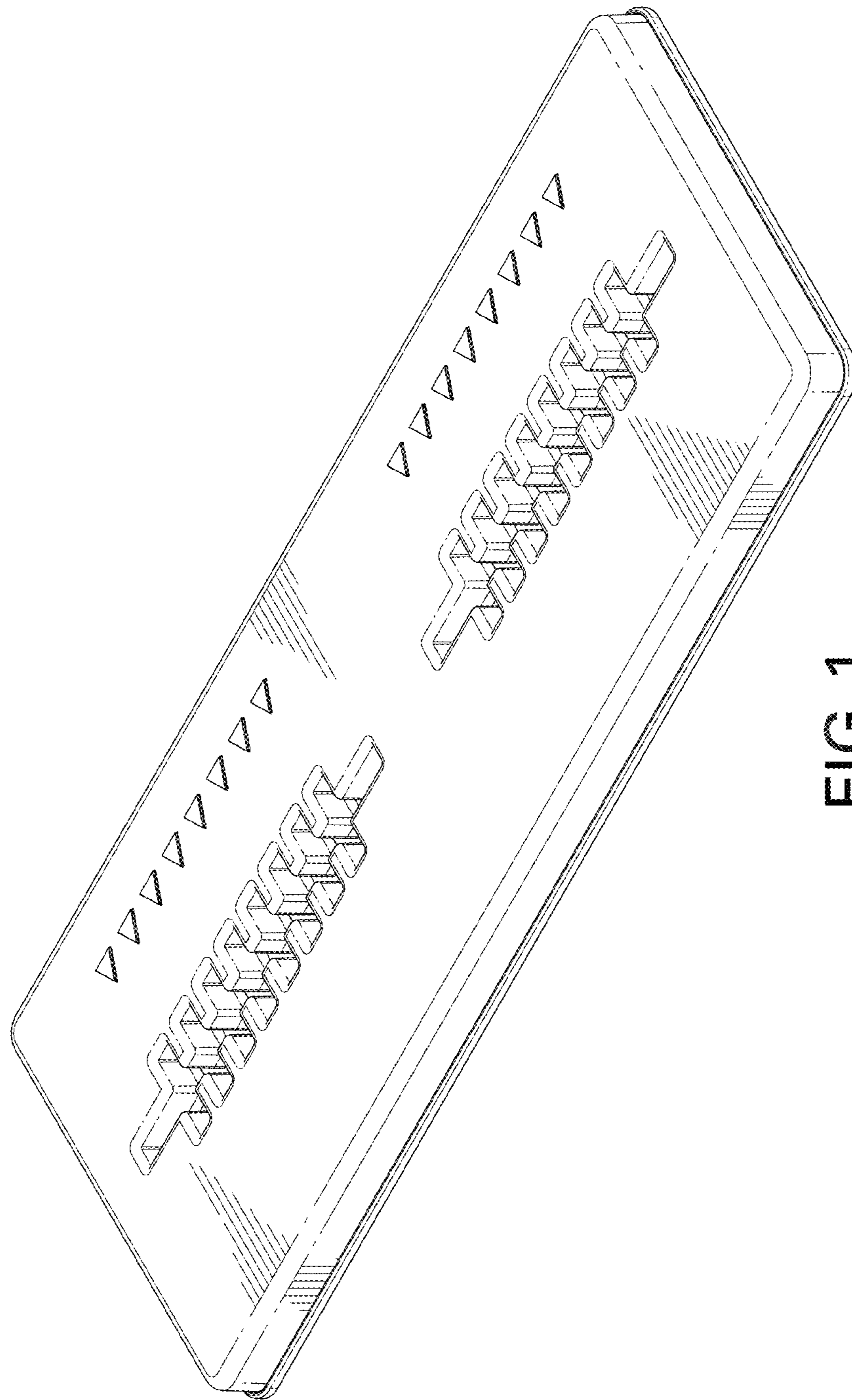


FIG. 1

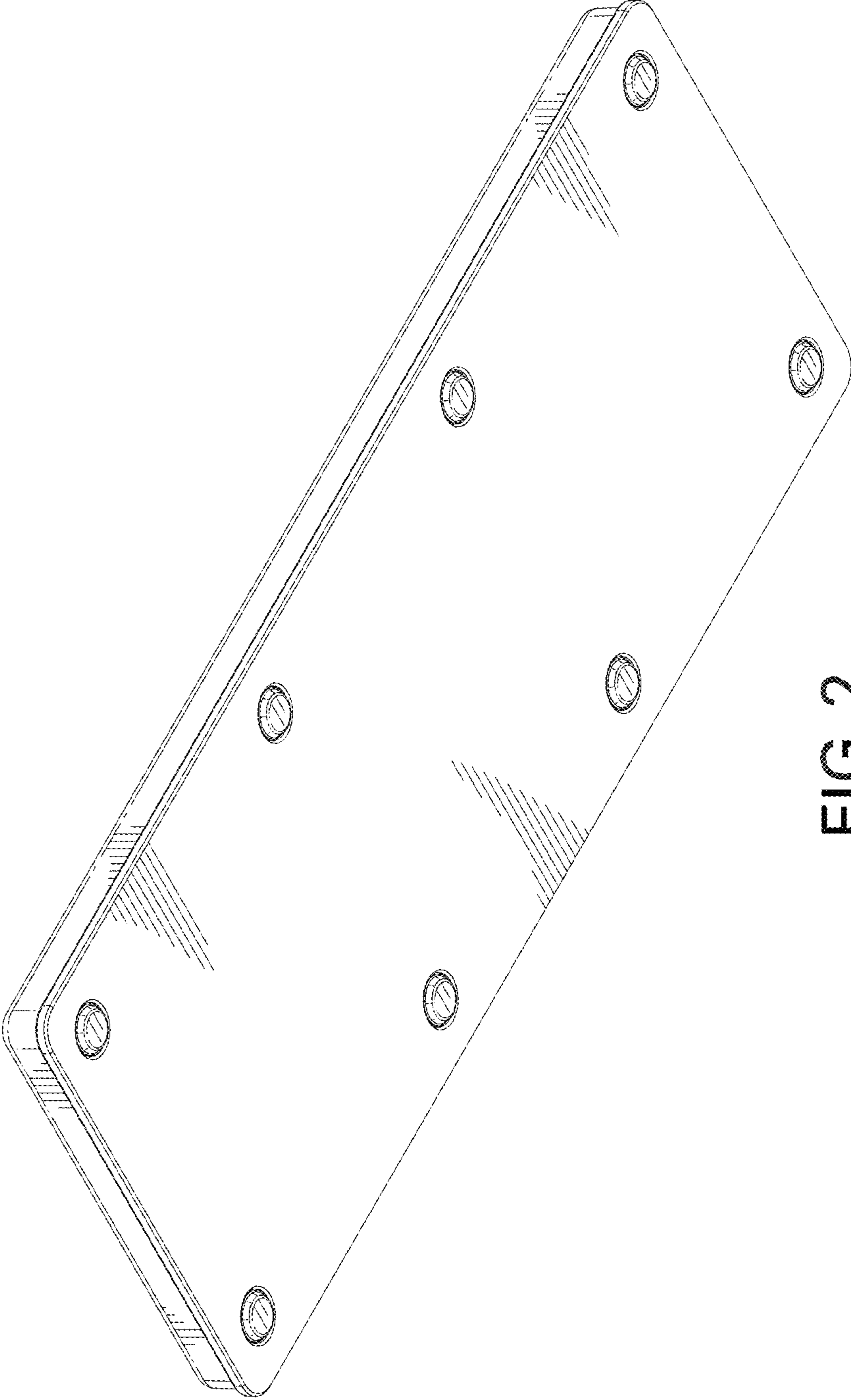


FIG. 2




FIG. 3




FIG.4




FIG. 5

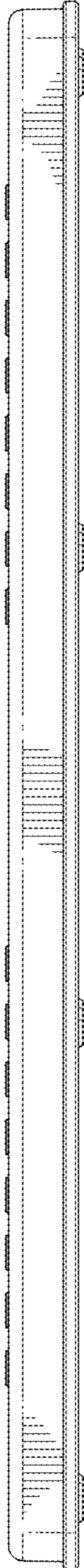


FIG. 6

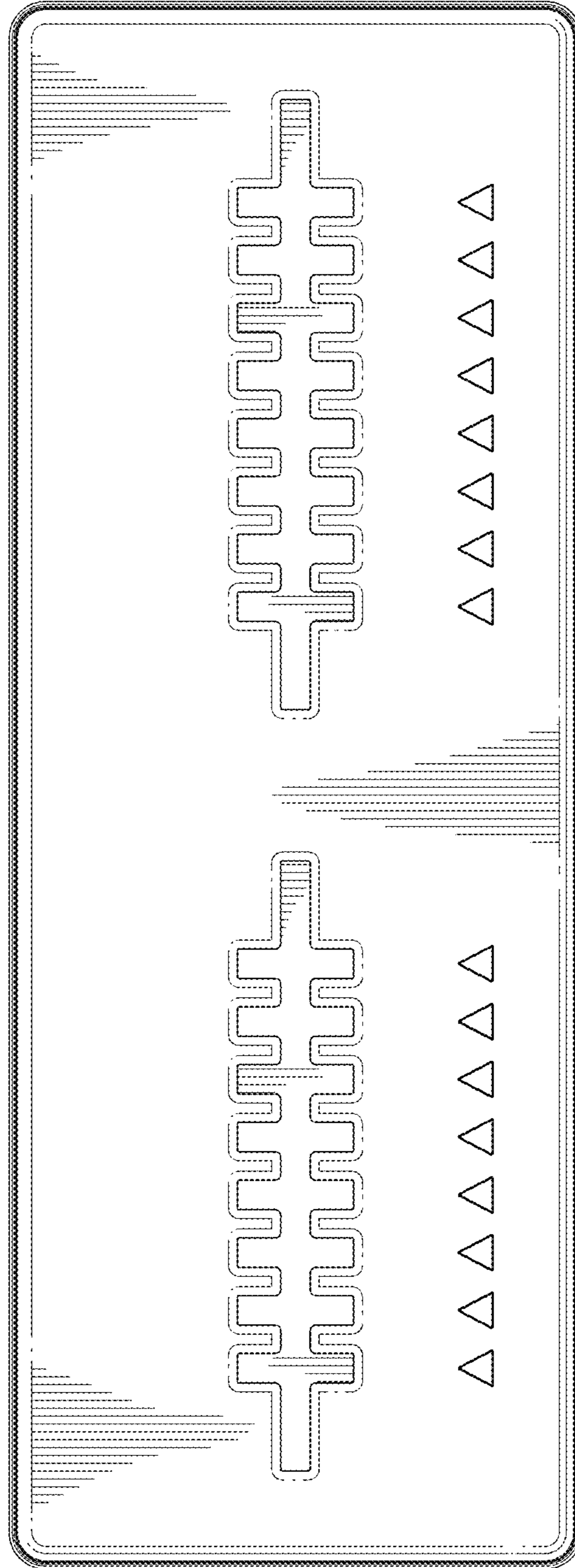


FIG. 7




FIG. 8

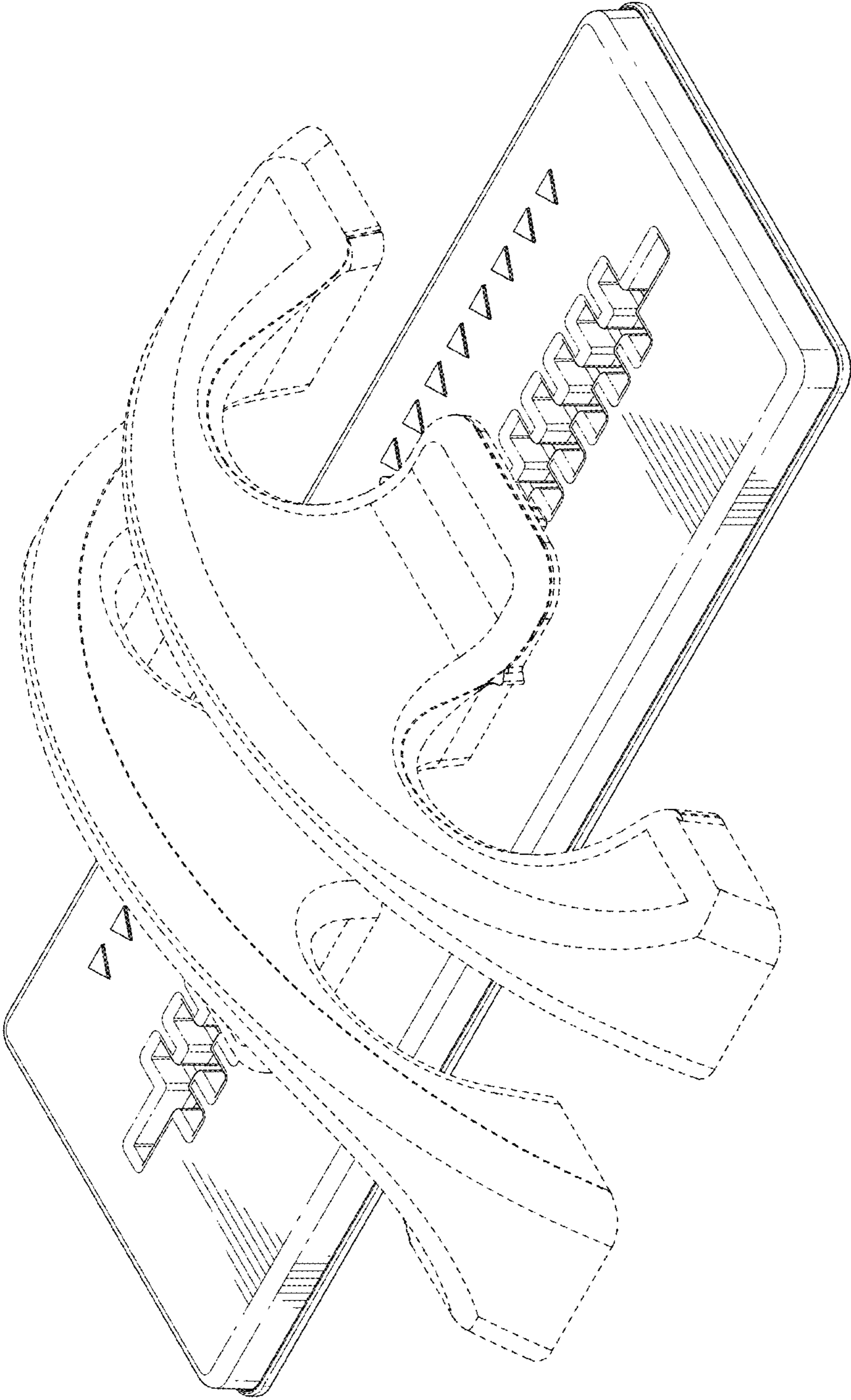


FIG. 9