



US00D974481S

(12) **United States Design Patent** (10) **Patent No.:** **US D974,481 S**
Ocampo et al. (45) **Date of Patent:** **** Jan. 3, 2023**

- (54) **GAMING MACHINE**
- (71) Applicant: **Konami Gaming, Inc.**, Las Vegas, NV (US)
- (72) Inventors: **Samuel Ocampo**, Las Vegas, NV (US); **Norio Tone**, Las Vegas, NV (US); **Scott Allen Clear**, Escondido, CA (US)
- (73) Assignee: **Konami Gaming, Inc.**, Las Vegas, NV (US)
- (**) Term: **15 Years**
- (21) Appl. No.: **29/809,032**
- (22) Filed: **Sep. 24, 2021**

D865,066 S * 10/2019 Ortiz De Viveiros D21/369
 D870,818 S 12/2019 Curbbun et al.
 D889,553 S * 7/2020 Glenn, II D21/369
 (Continued)

OTHER PUBLICATIONS

Ainsworth, announced 2021 [online], [site visited Jun. 14, 2022]. Available on internet, URL: https://www.wdrb.com/in-depth/bill-to-ok-kentucky-gaming-machines-clears-final-hurdle/article_4f95fc4c-6ccd-11eb-9ce2-f3257802aaa6.html (Year: 2021).*

Primary Examiner — Khawaja Anwar
Assistant Examiner — Julice Seung Eun Oum
 (74) *Attorney, Agent, or Firm* — Howard & Howard Attorneys PLLC

Related U.S. Application Data

- (63) Continuation of application No. 29/709,214, filed on Oct. 11, 2019, now Pat. No. Des. 934,347.
- (51) **LOC (14) Cl.** **21-03**
- (52) **U.S. Cl.**
USPC **D21/370**
- (58) **Field of Classification Search**
USPC D21/329, 332, 333, 365, 385, 694, 371, D21/325, 324, 336, 369; D14/307, 308, D14/302
See application file for complete search history.

(57) **CLAIM**

The ornamental design for a gaming machine, as shown and described.

DESCRIPTION

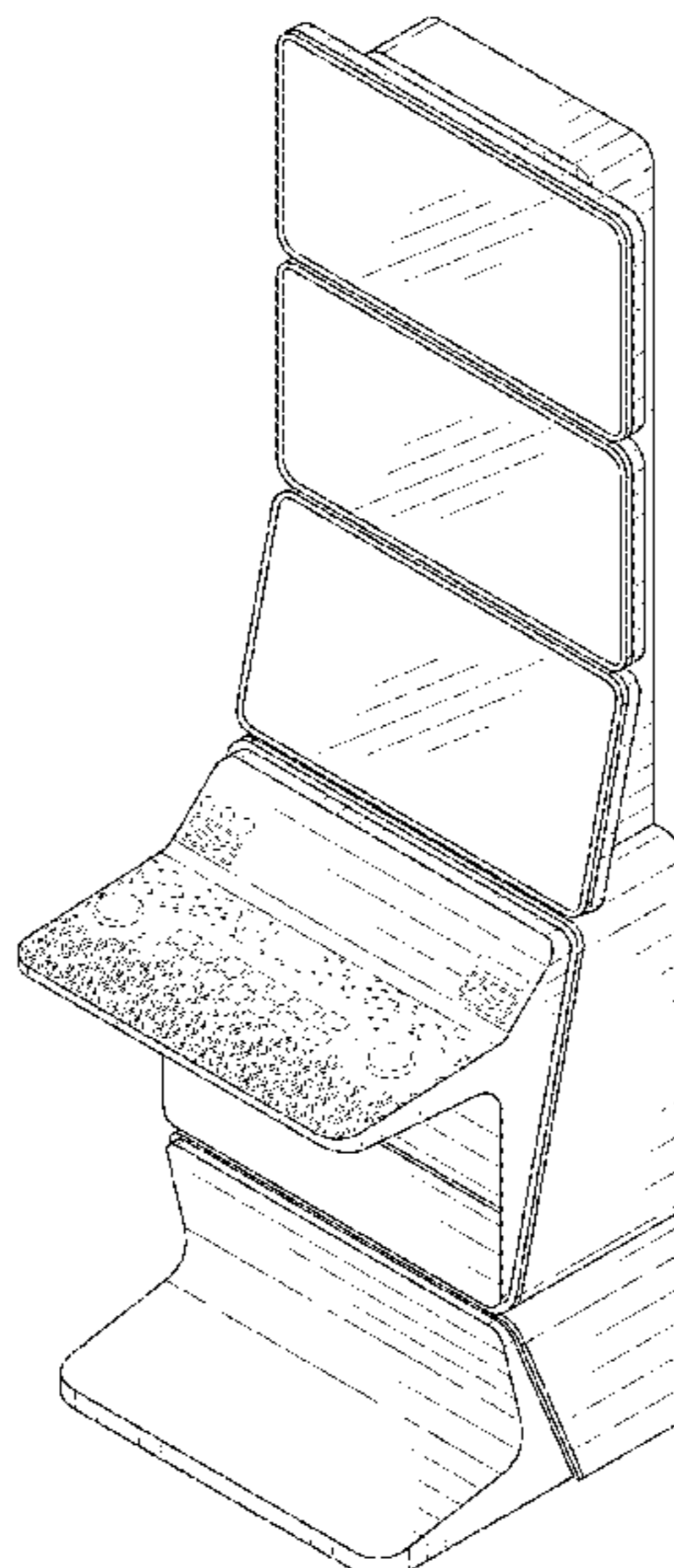
FIG. 1 is a perspective view of a gaming machine showing our new design;
 FIG. 2 is a front view of the gaming machine shown in FIG. 1;
 FIG. 3 is a back view of the gaming machine shown in FIG. 1;
 FIG. 4 is a left view of the gaming machine shown in FIG. 1;
 FIG. 5 is a right view of the gaming machine shown in FIG. 1;
 FIG. 6 is a top view of the gaming machine shown in FIG. 1; and,
 FIG. 7 is a bottom view of the gaming machine shown in FIG. 1.
 The broken lines shown in the FIGS. are provided for illustrative and environmental purposes only and form no part of the claimed design.

(56) **References Cited**

U.S. PATENT DOCUMENTS

- D415,124 S * 10/1999 Rooyackers D14/306
- D481,078 S * 10/2003 Stephan D21/369
- D560,725 S * 1/2008 Johnson D21/370
- D719,616 S 12/2014 Inoue et al.
- D727,431 S 4/2015 Themann
- D732,520 S 6/2015 Themann
- D740,887 S 10/2015 Randazzo
- D850,536 S 6/2019 Stair et al.
- D858,642 S 9/2019 Legras et al.

1 Claim, 4 Drawing Sheets



(56)

References Cited

U.S. PATENT DOCUMENTS

D892,220	S	8/2020	Park	
D907,707	S	1/2021	DeMarco et al.	
D907,709	S	1/2021	DeMarco et al.	
D907,710	S *	1/2021	DeMarco	D21/369
D907,711	S	1/2021	DeMarco et al.	
D907,714	S	1/2021	DeMarco et al.	
D907,715	S	1/2021	DeMarco et al.	
D907,716	S *	1/2021	DeMarco	D21/369
D908,172	S	1/2021	DeMarco et al.	
D910,117	S	2/2021	DeMarco et al.	
D910,118	S	2/2021	DeMarco et al.	
D910,119	S *	2/2021	DeMarco	D21/369
D910,120	S	2/2021	DeMarco et al.	
D910,763	S	2/2021	DeMarco et al.	
D913,379	S	3/2021	Calhoun Lewis et al.	
D918,303	S	5/2021	DeMarco et al.	
D943,028	S *	2/2022	Ortiz de Viveiros	D21/369
D946,661	S *	3/2022	Thompson	D21/369
D951,359	S *	5/2022	Lawson	D21/370
2002/0065132	A1 *	5/2002	Stephan	G07F 17/3216 463/47
2015/0262449	A1 *	9/2015	Meyer	G07F 17/34 463/20
2021/0110642	A1 *	4/2021	Ocampo	G07F 17/3211
2021/0366236	A1 *	11/2021	Soong	G07F 17/3211

* cited by examiner

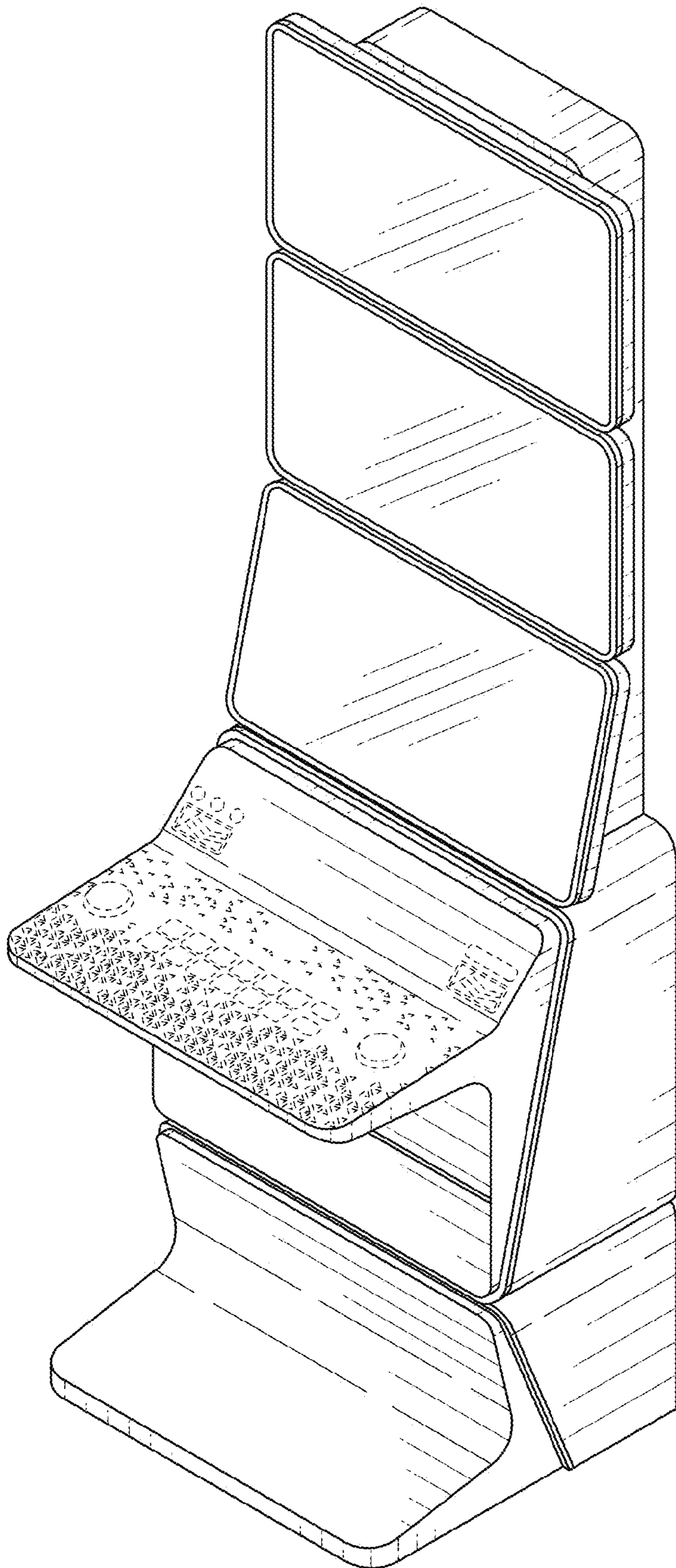


FIG. 1

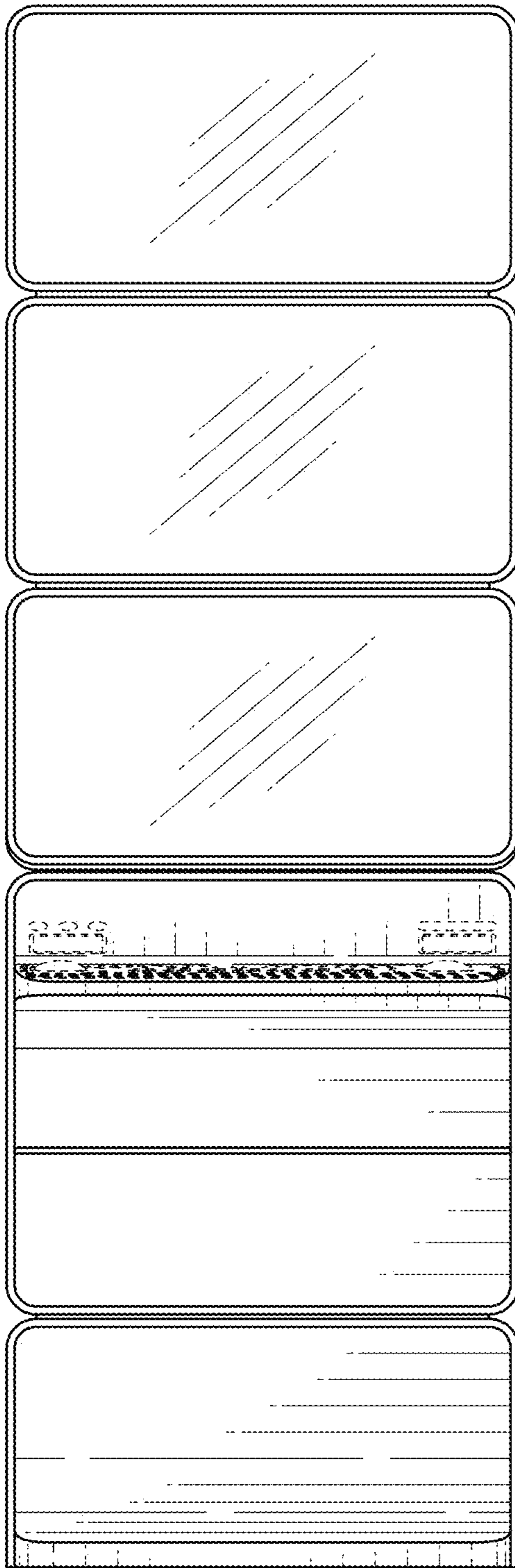


FIG. 2

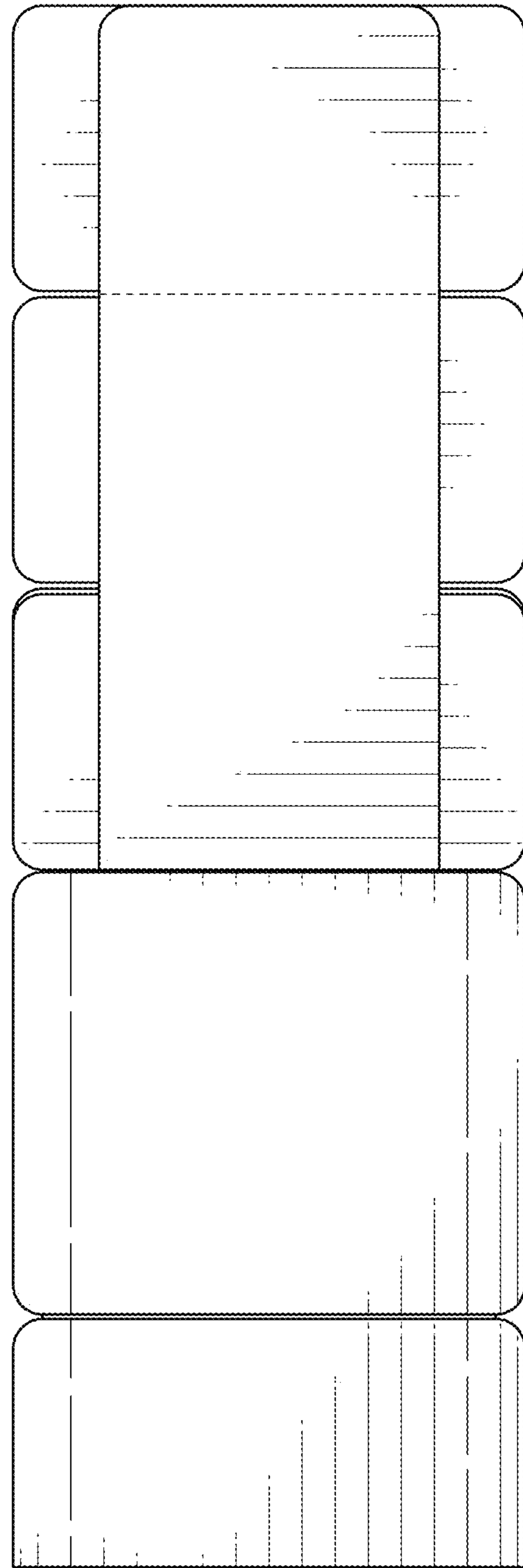


FIG. 3

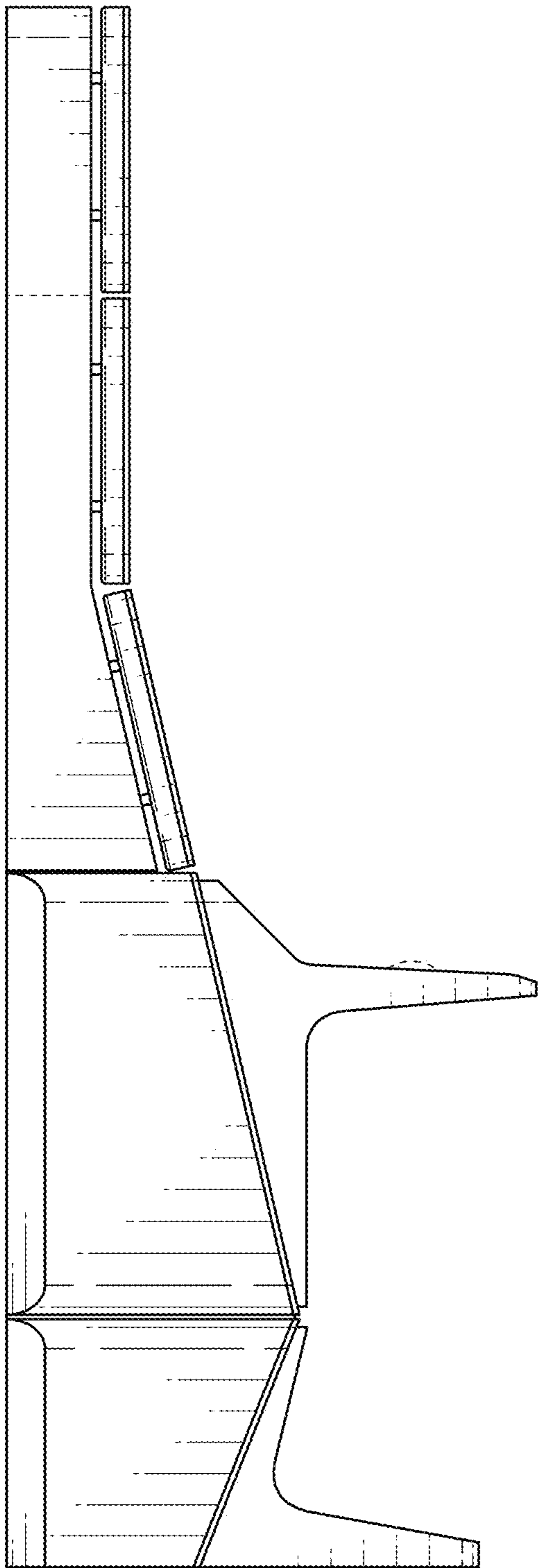


FIG. 4

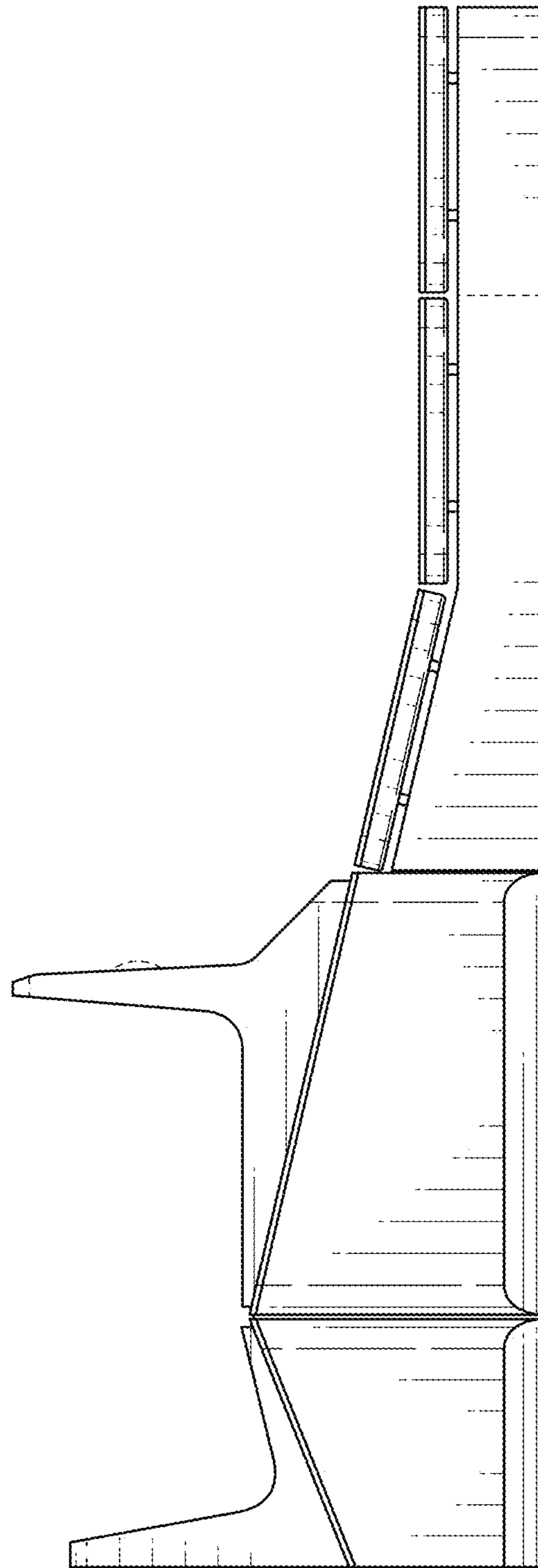


FIG. 5

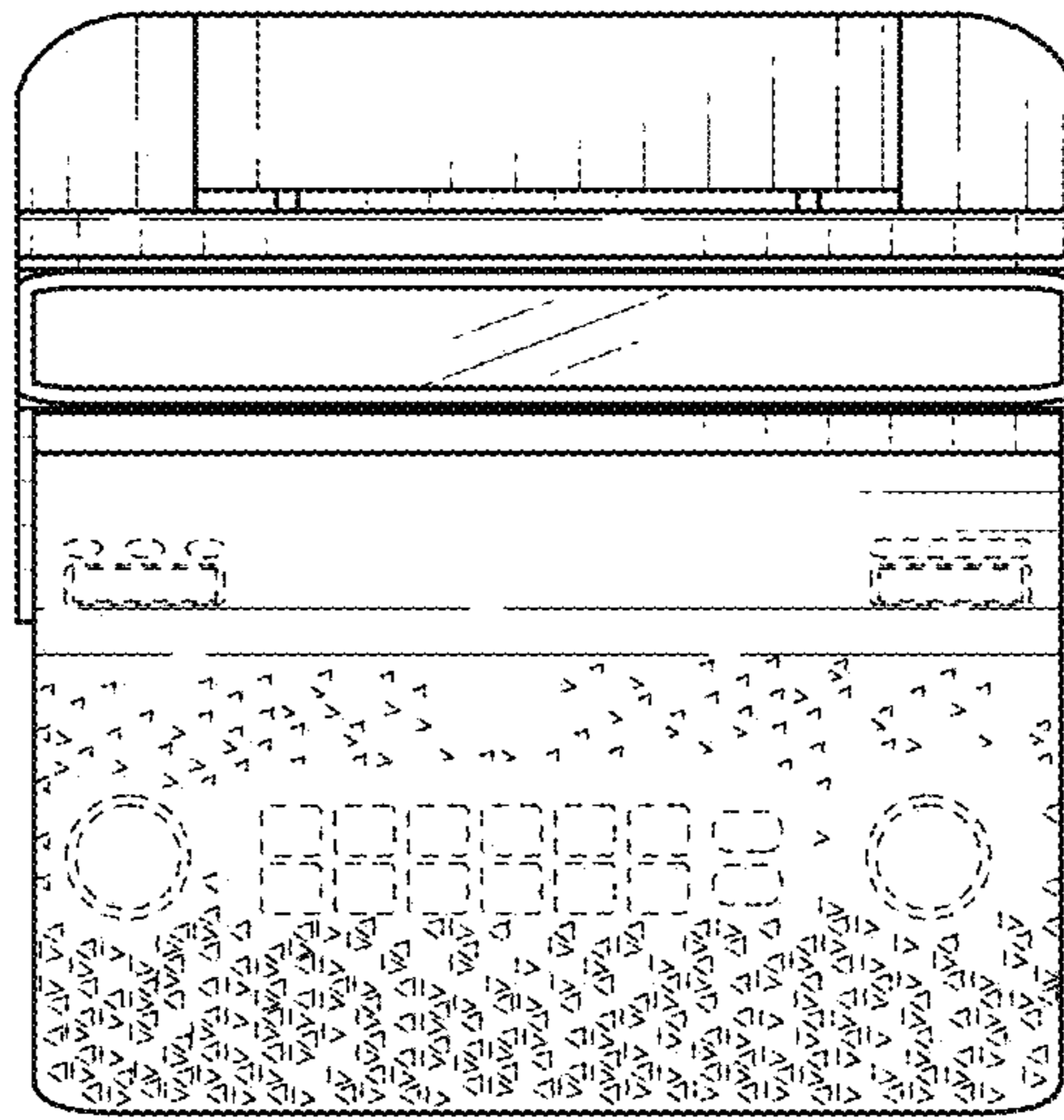


FIG. 6

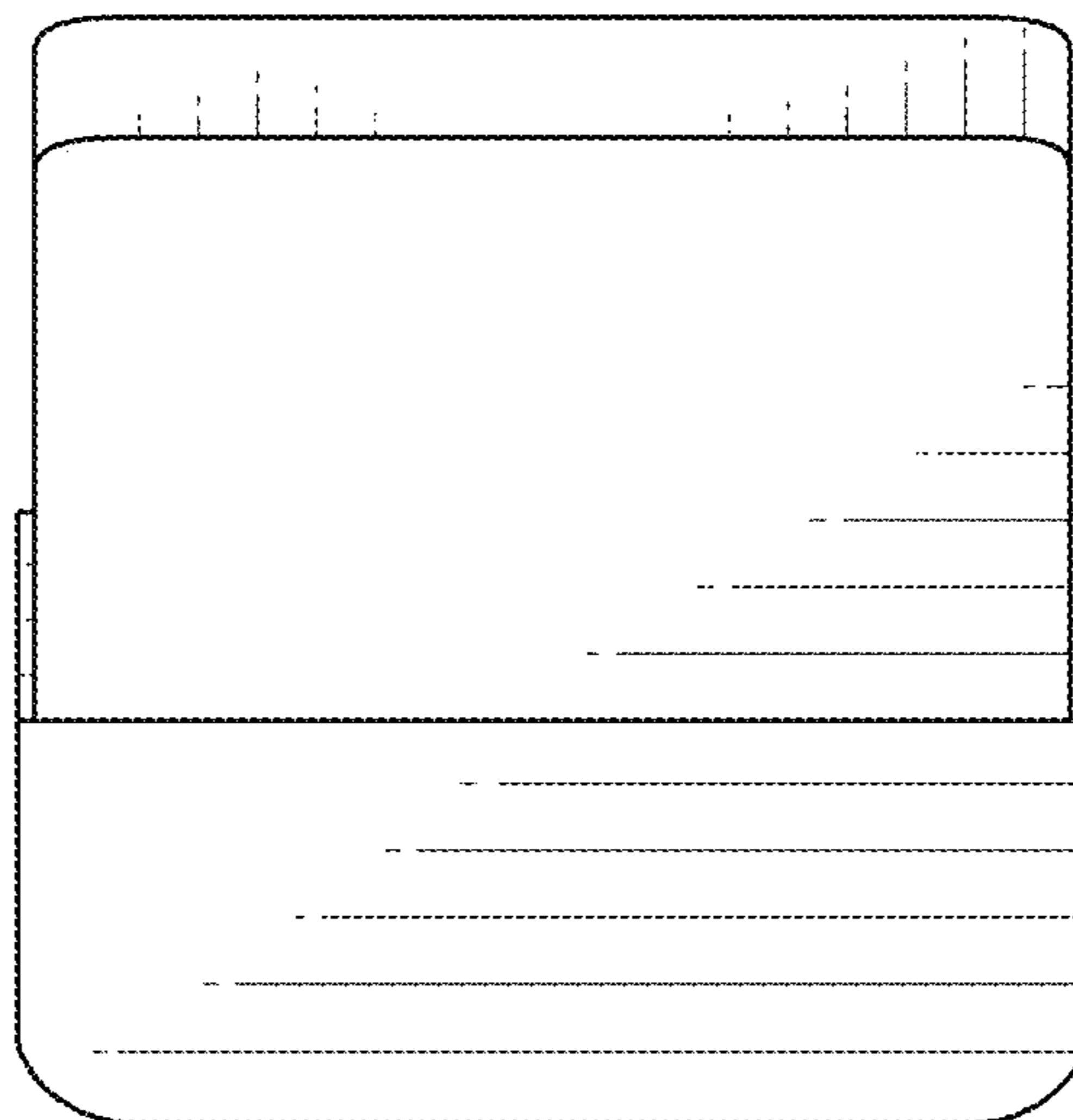


FIG. 7