



US00D974467S

(12) **United States Design Patent** (10) **Patent No.:** **US D974,467 S**
Seifert (45) **Date of Patent:** **** Jan. 3, 2023**

(54) **FILE ORGANIZER**

D304,462 S * 11/1989 Evans D19/86
D339,608 S * 9/1993 Aaldenberg D19/86
D339,825 S * 9/1993 Hwang D19/86

(71) Applicant: **The Container Store, Inc.**, Coppell,
TX (US)

(Continued)

(72) Inventor: **Jimmy Seifert**, Dallas, TX (US)

FOREIGN PATENT DOCUMENTS

(73) Assignee: **The Container Store, Inc.**, Coppell,
TX (US)

CN 303702481 * 6/2016
CN 305109992 * 4/2019
CN 306162817 * 11/2020

(**) Term: **15 Years**

OTHER PUBLICATIONS

(21) Appl. No.: **29/765,918**

“Marie Kondo is back with a new collaboration to keep you organized while staying at home,” article by Rachel King, online on fortune.com, review of document file and other articles from The Container Store, Jan. 11, 2021.*

(22) Filed: **Jan. 12, 2021**

(51) **LOC (14) Cl.** **19-02**

(52) **U.S. Cl.**

USPC **D19/90**

(58) **Field of Classification Search**

USPC D19/105, 107, 75, 77, 78, 81, 84, 85, 86,
D19/90, 91, 92; D3/304, 306, 307, 308,
D3/313, 314; D6/574, 675, 675.1, 675.2,
D6/683, 683.1

CPC B42F 17/02; A47B 47/04; A47B 63/00;
B43M 99/00; B43M 99/001; B43M
99/008; B43M 99/009

See application file for complete search history.

Primary Examiner — Lauren D McVey

(74) *Attorney, Agent, or Firm* — Hubbard Law, PLLC

(57) **CLAIM**

The ornamental design for a file organizer, as shown and described.

DESCRIPTION

FIG. 1 is a front perspective view of a file organizer;
FIG. 2 is a front elevation view thereof;
FIG. 3 is a rear elevation view thereof;
FIG. 4 is a top view thereof;
FIG. 5 is a bottom view thereof;
FIG. 6 is a right side view thereof; and,
FIG. 7 is a left side view thereof.

The short and long dash broken lines and evenly spaced broken lines immediately adjacent the shaded areas depict the bounds of the claimed design, while all other broken lines are directed to environment. The broken lines form no part of the claimed design.

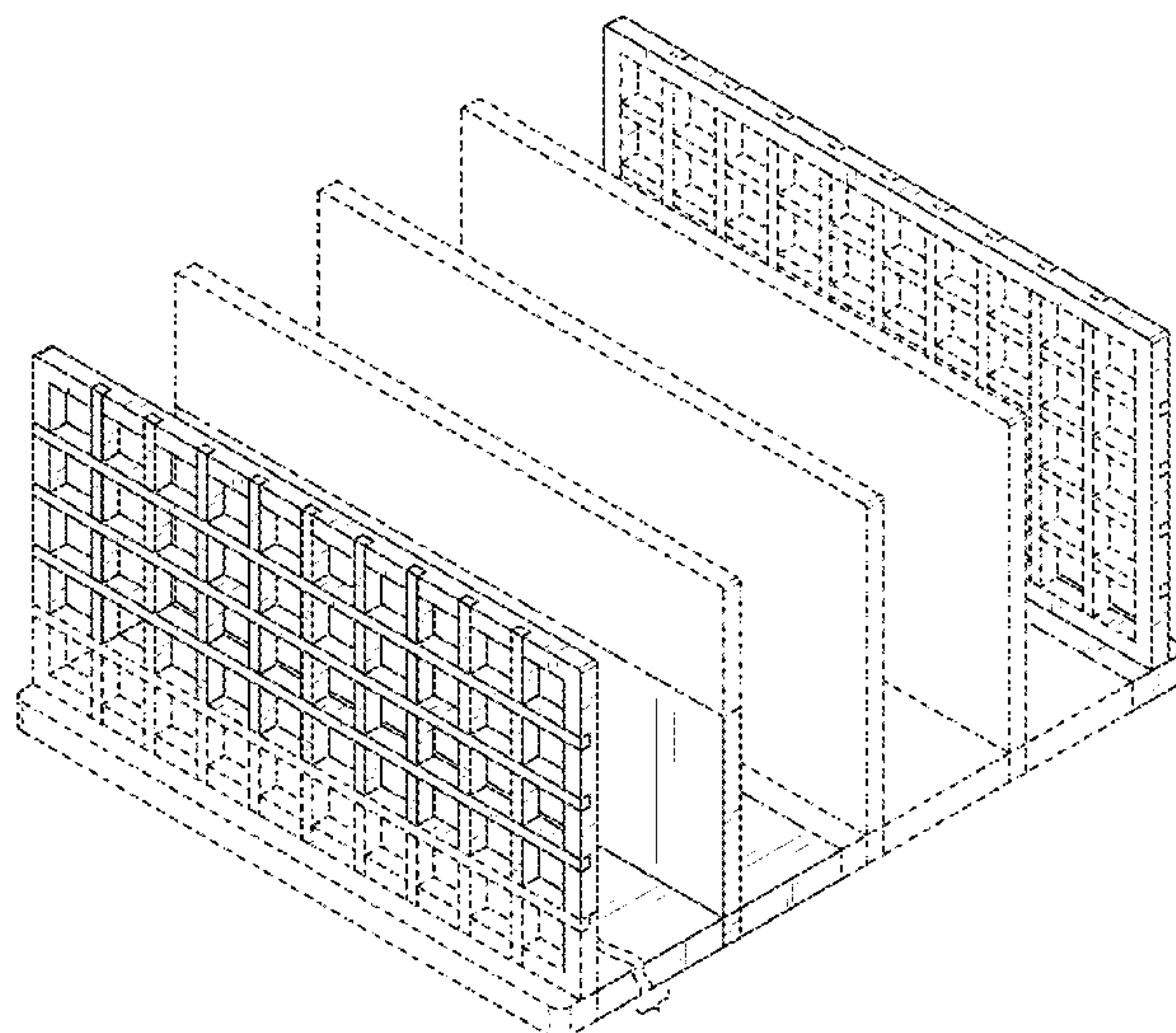
The broken away symbols in the drawings indicate that the appearance of any portion of the article between the break lines forms no part of the claimed design.

(56) **References Cited**

U.S. PATENT DOCUMENTS

1,362,960 A * 12/1920 Rand B42F 17/02
229/120.24
1,750,576 A * 3/1930 Cubberley A47B 65/20
211/11
D178,312 S * 7/1956 Schladermundt et al. . D6/683.1
D180,863 S * 8/1957 Collins D19/90
D268,119 S * 3/1983 Evenson D19/90
D279,245 S * 6/1985 Wohlman D6/682.4
D290,141 S * 6/1987 Rabig D19/92
D299,361 S * 1/1989 Lothe D19/75
D299,657 S * 1/1989 Hwang D19/75
4,802,593 A * 2/1989 Romanos B43M 99/00
211/10

1 Claim, 7 Drawing Sheets



(56)

References Cited

U.S. PATENT DOCUMENTS

D340,079	S	*	10/1993	Aaldenberg	D19/86
D353,158	S	*	12/1994	Evenson	D19/86
D390,271	S	*	2/1998	Wolff	D19/86
D439,279	S	*	3/2001	McColskey	D19/86
D478,354	S	*	8/2003	Chen	D19/75
D489,096	S	*	4/2004	Chen	D19/75
D678,947	S	*	3/2013	Stravitz	D19/78
D747,156	S	*	1/2016	Ferry	D7/704
D747,768	S	*	1/2016	Yoshikawa	D19/90
D759,407	S	*	6/2016	Denby	D6/675.2
D763,024	S	*	8/2016	Hsu	D6/683.1
D859,523	S	*	9/2019	Goodman	D19/90
D865,867	S	*	11/2019	Muri	D10/65
D883,722	S	*	5/2020	Dittrich	D6/683.1
D895,377	S	*	9/2020	Wilson	D7/631
D898,116	S	*	10/2020	Snell	D19/90
2005/0161464	A1	*	7/2005	Fiola	A47G 21/16 221/33

* cited by examiner

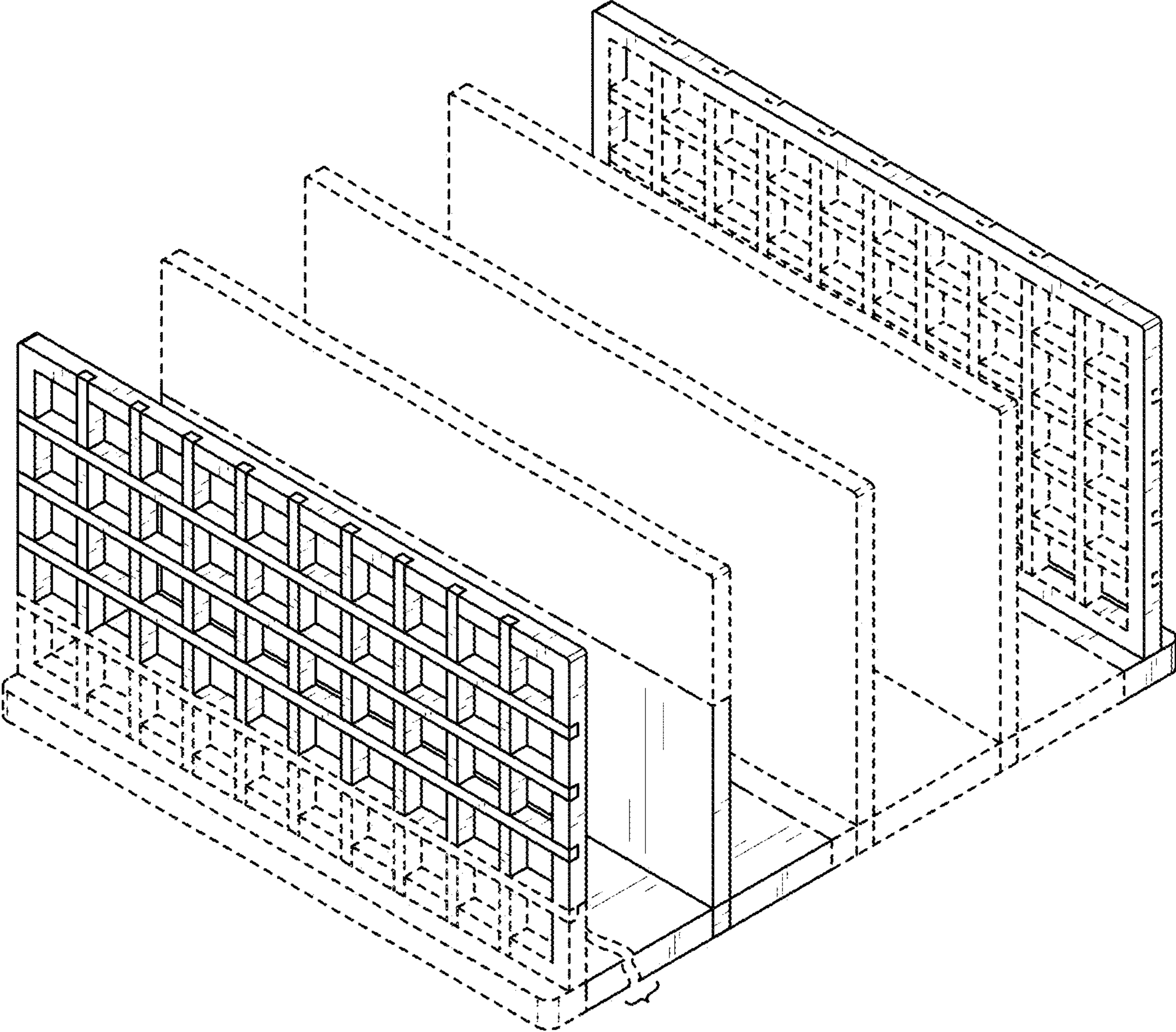


FIG. 1




FIG. 2




FIG. 3

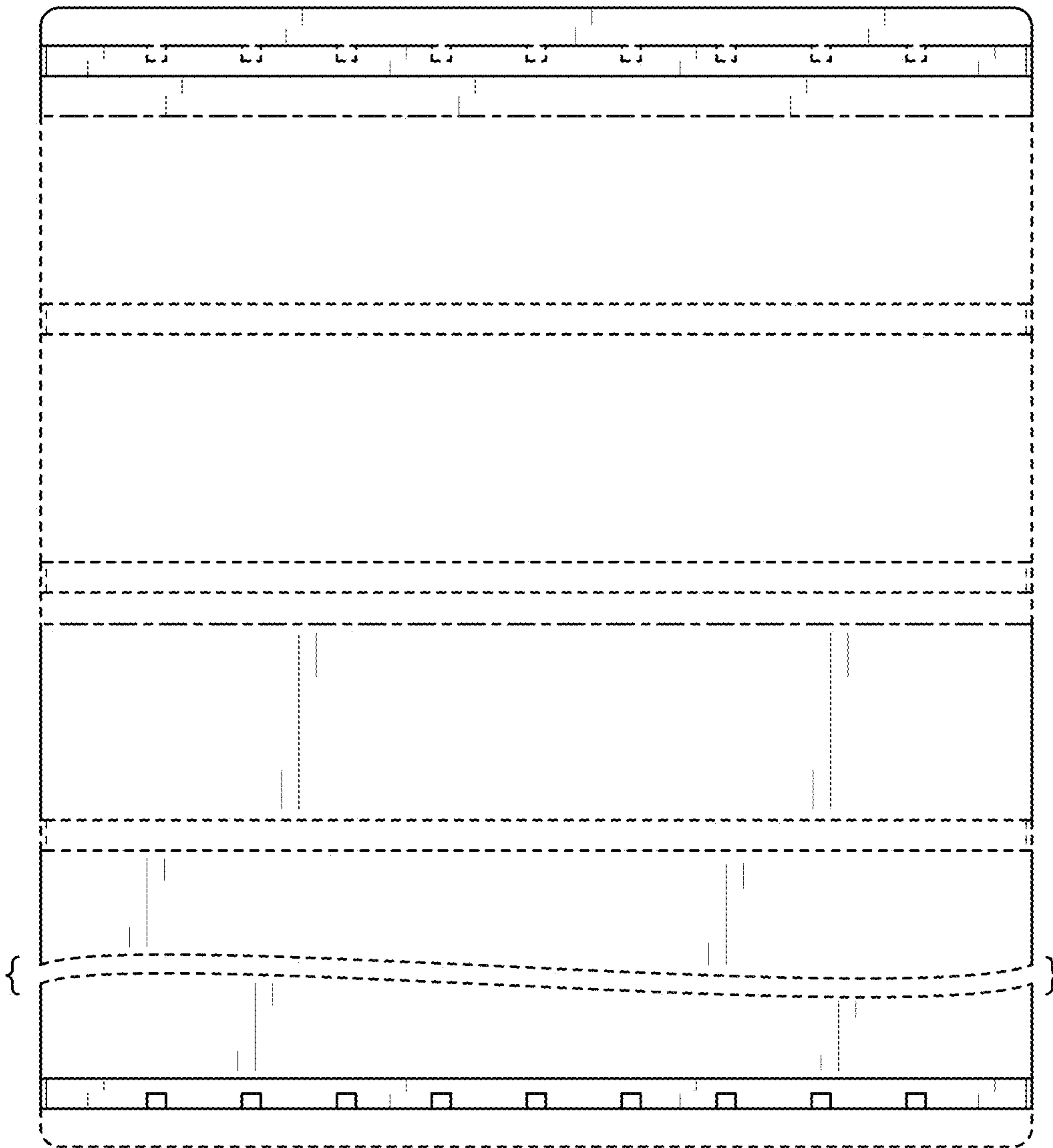


FIG. 4

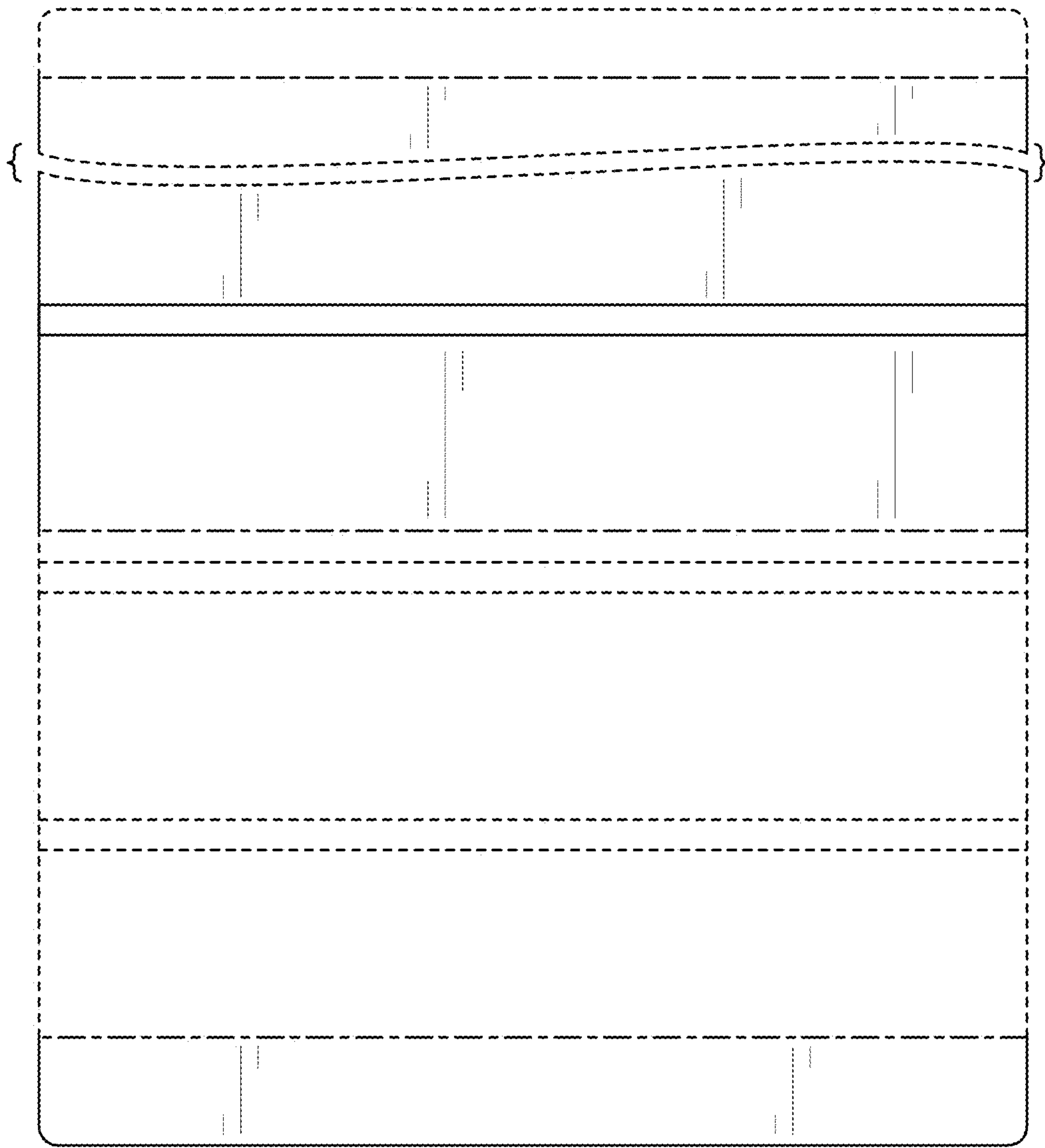


FIG. 5

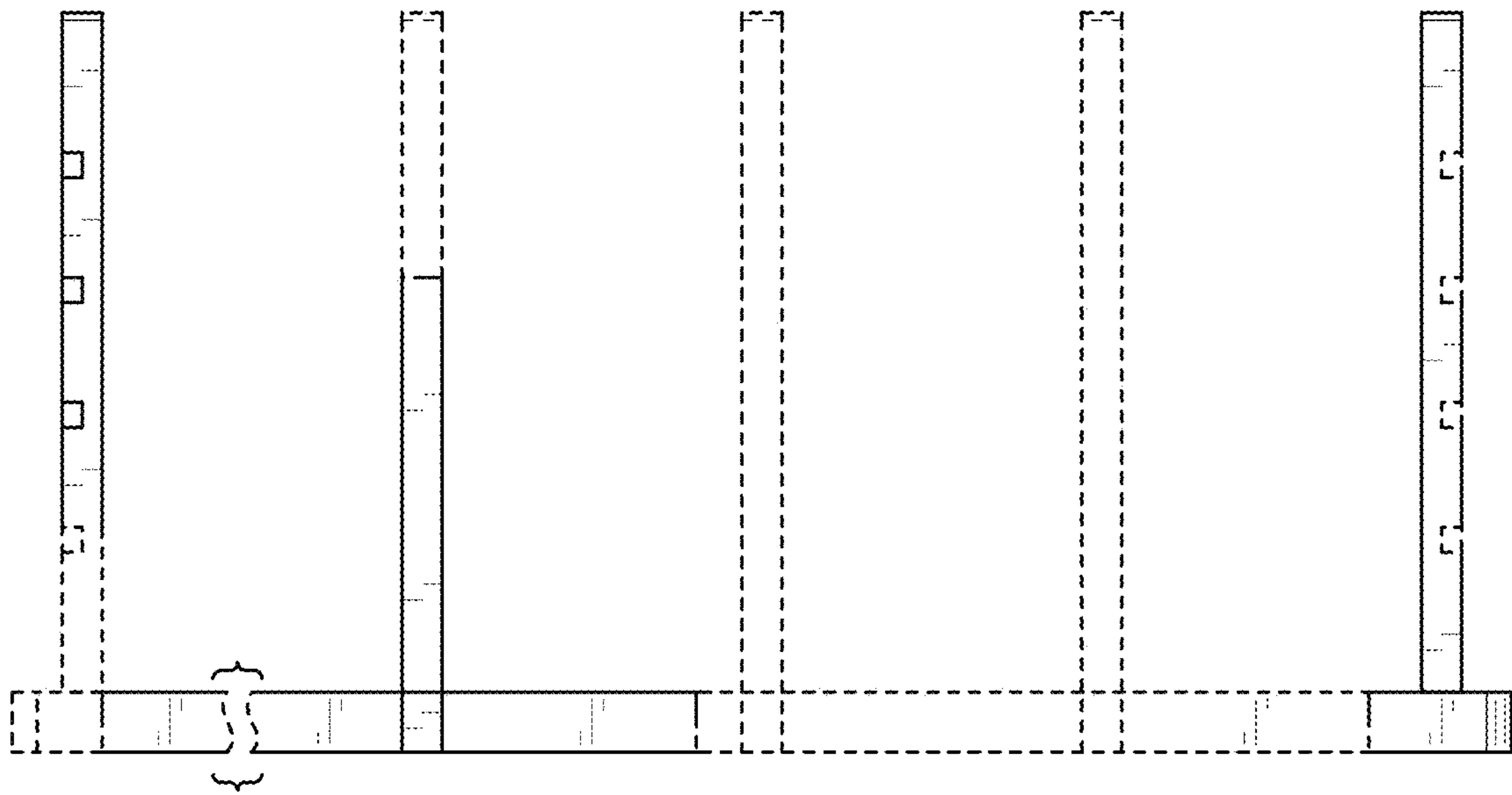


FIG. 6

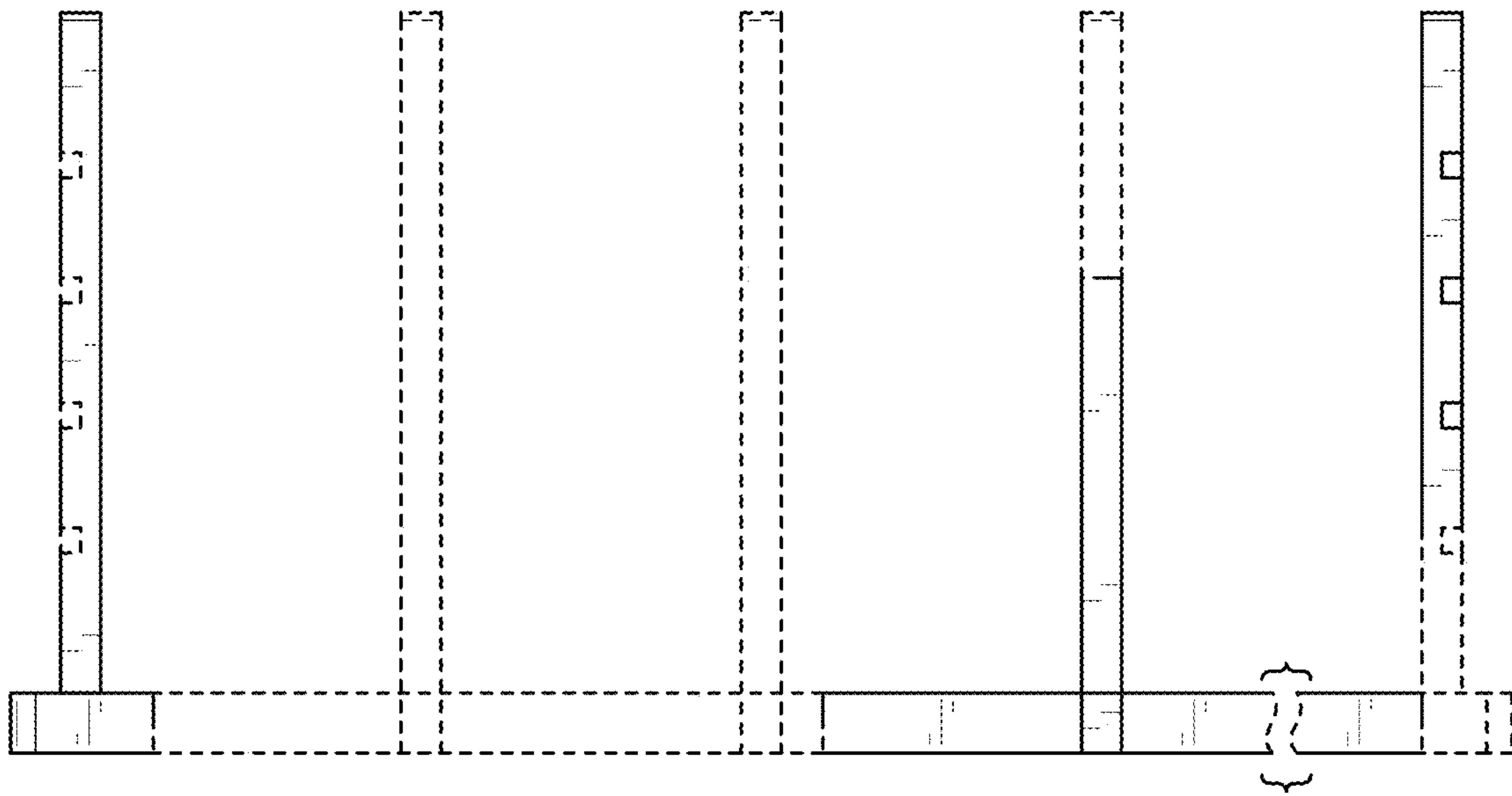


FIG. 7