



US00D974464S

(12) **United States Design Patent**
Maiman et al.

(10) **Patent No.:** **US D974,464 S**
(45) **Date of Patent:** **** Jan. 3, 2023**

(54) **TRANSACTION CARD**

(71) Applicant: **Capital One Services, LLC**, McLean, VA (US)

(72) Inventors: **Tyler Maiman**, Melville, NY (US); **Lin Ni Lisa Cheng**, Fresh Meadows, NY (US); **Michael Saia**, New York, NY (US)

(73) Assignee: **Capital One Services, LLC**, McLean, VA (US)

(**) Term: **15 Years**

(21) Appl. No.: **29/751,121**

(22) Filed: **Sep. 18, 2020**

(51) **LOC (14) Cl.** **19-08**

(52) **U.S. Cl.**
USPC **D19/9**

(58) **Field of Classification Search**
USPC D19/1-12, 20-34, 100;
40/124.01-124.15, 672, 661, 726, 776,
40/617; 283/72, 74-75, 103, 105-117,
283/82, 70, 94, 81, 907; 206/449;
D21/385; D20/10, 22, 27, 40, 42, 11;
D14/435-437; 235/380, 382, 487, 493,
235/488; D6/613, 583; 360/2; 702/158,
702/86, 97, 163, 166, 170
CPC B42D 15/00; B42D 15/022; B42D 15/027;
B42D 15/042; B42D 15/045; B42D
25/00; B42D 25/20; B42D 25/30; B42D
25/23; B42D 25/26; B42D 25/29; B42D

25/285; B42D 2033/00; B42D 2033/02;
B42D 2033/04; B42D 2033/08; B42D
2033/10; B42D 2033/18; B42D 2033/20;
B42D 2033/22; B42D 2033/28; G09F
3/02; G09F 2003/0201

See application file for complete search history.

(56) **References Cited**

U.S. PATENT DOCUMENTS

D604,359 S * 11/2009 Santos D19/9
D798,386 S * 9/2017 Yoo D19/10
D916,184 S * 4/2021 Maiman D19/9

* cited by examiner

Primary Examiner — Abraham Bahta

(74) *Attorney, Agent, or Firm* — KDB

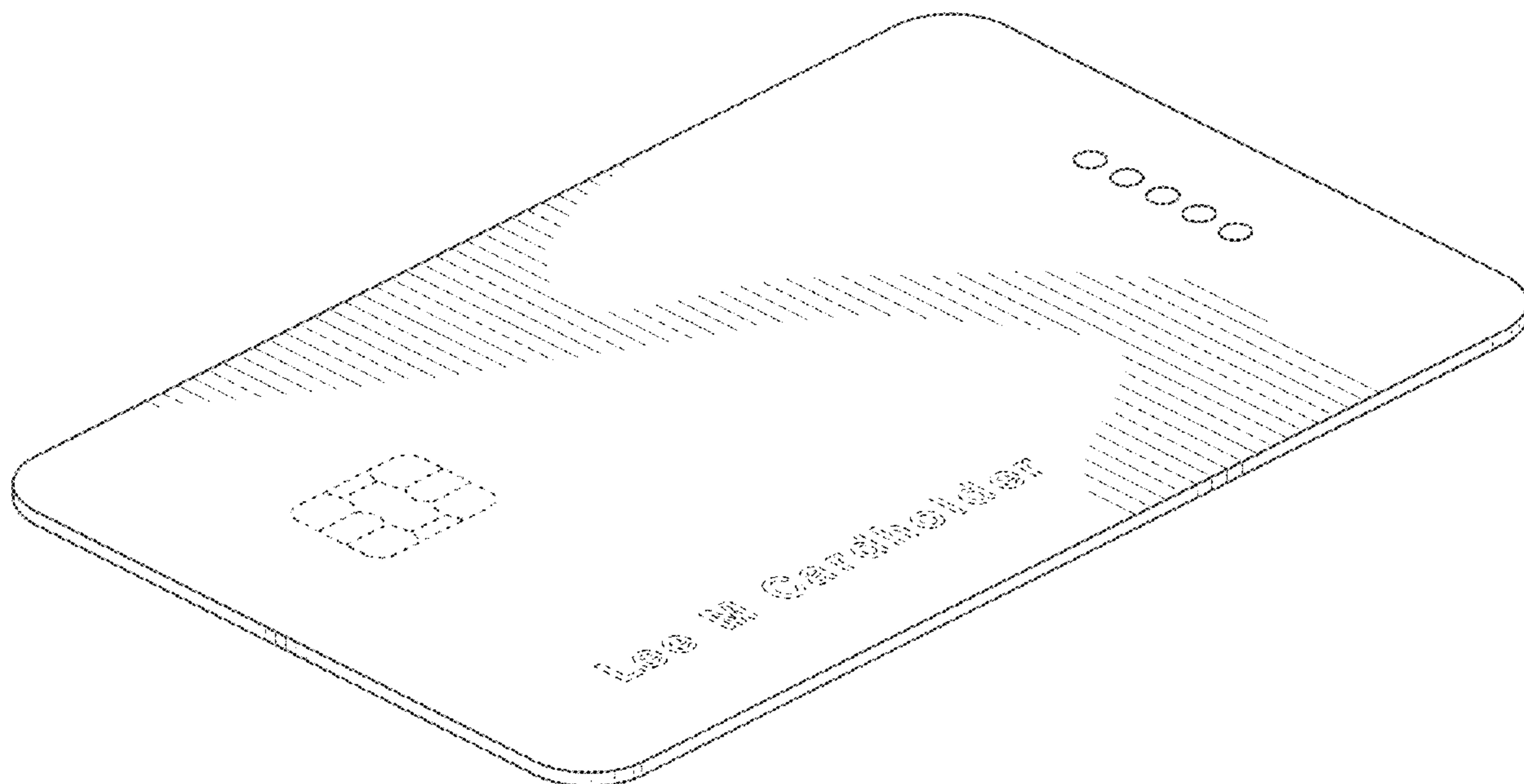
(57) **CLAIM**

The ornamental design for a transaction card, as shown and described.

DESCRIPTION

FIG. 1 is an isometric view of the transaction card showing our new design;
FIG. 2 is a top view thereof;
FIG. 3 is a bottom view and thereof;
FIG. 4 is a first and second side view thereof; and,
FIG. 5 is a first and second end view thereof.
The broken lines in the drawings depict portions of the transaction card that form no part of the claimed design.

1 Claim, 4 Drawing Sheets



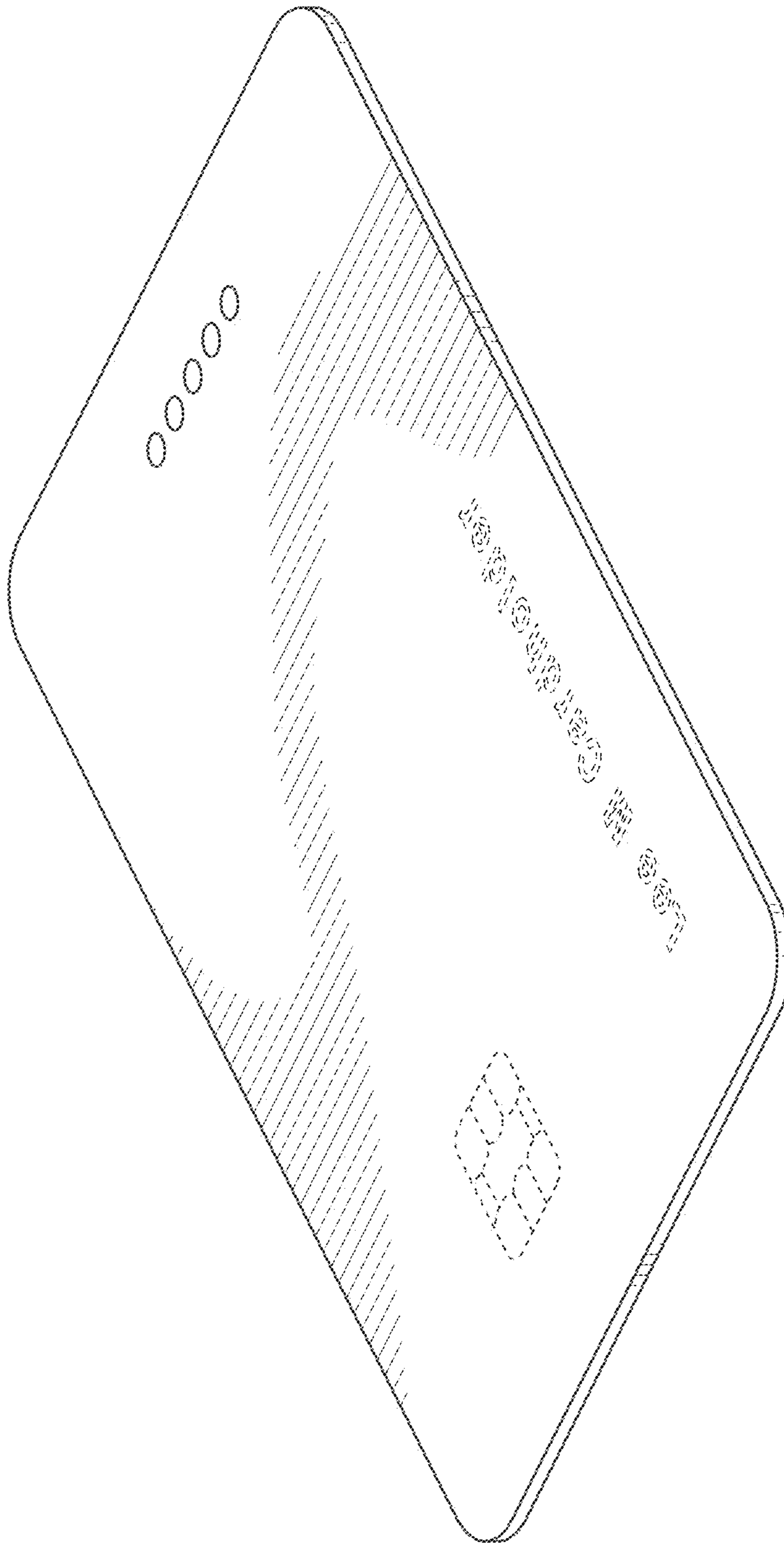


FIG. 1




FIG. 2




FIG. 3



FIG. 4



FIG. 5