



US00D974391S

(12) **United States Design Patent** (10) Patent No.: **US D974,391 S**  
**Barnard et al.** (45) Date of Patent: **\*\* Jan. 3, 2023**

(54) **DISPLAY SCREEN OR PORTION THEREOF WITH GRAPHICAL USER INTERFACE FOR PUBLISHING A REPORT WITH AN ABSTRACTION TOOL**

(71) Applicant: **Roche Molecular Systems, Inc.**, Pleasanton, CA (US)

(72) Inventors: **Cindy K. Barnard**, Santa Clara, CA (US); **Sambasivarao Byrapuneni**, Pleasanton, CA (US); **Diwakar Chapagain**, Cupertino, CA (US); **Archana P. Dorge**, Campbell, CA (US); **Catherine M. Jeu**, San Jose, CA (US); **Rengaraja Kesavan**, Pleasanton, CA (US); **Kaushal D. Parekh**, Redwood City, CA (US); **Raman Ramanathan**, San Jose, CA (US); **David M. Schlossman**, Columbia, MO (US); **Vishakha Sharma**, Foster City, CA (US)

(73) Assignee: **Roche Molecular Systems, Inc.**, Pleasanton, CA (US)

(\*\*) Term: **15 Years**

(21) Appl. No.: **29/766,573**

(22) Filed: **Jan. 15, 2021**

(51) **LOC (14) Cl.** ..... **14-04**

(52) **U.S. Cl.**  
USPC ..... **D14/486**

(58) **Field of Classification Search**  
USPC ..... D14/485–495  
CPC .... G06F 3/048; G06F 3/0481; G06F 3/04817; G06F 3/0482; G06F 3/0483; G06F 3/04842; G06F 3/0485; G06F 3/04855; G06F 3/0486; G06F 3/0488; G06F 3/04886; G06F 9/451; G06F 40/103; G06F 40/106; G06F 40/189; G06F 40/191

See application file for complete search history.

(56) **References Cited**

U.S. PATENT DOCUMENTS

D733,176	S	*	6/2015	Lin	.....	D14/486
D809,530	S	*	2/2018	Matheson	.....	D14/485
D836,652	S	*	12/2018	Fowler	.....	D14/486
D841,031	S	*	2/2019	Orlando	.....	D14/486
D860,238	S	*	9/2019	Bhardwaj	.....	D14/488
D868,104	S	*	11/2019	Christiana	.....	D14/488
D871,443	S	*	12/2019	Christiana	.....	D14/488
D874,481	S	*	2/2020	Kumar	.....	D14/485
D881,211	S	*	4/2020	Marohn	.....	D14/486

(Continued)

Primary Examiner — Sheryl Lane

Assistant Examiner — Nicole C Shiflet

(74) Attorney, Agent, or Firm — Kilpatrick Townsend and Stockton LLP

(57) **CLAIM**

The ornamental design for a display screen or portion thereof with graphical user interface for publishing a report with an abstraction tool, as shown and described.

**DESCRIPTION**

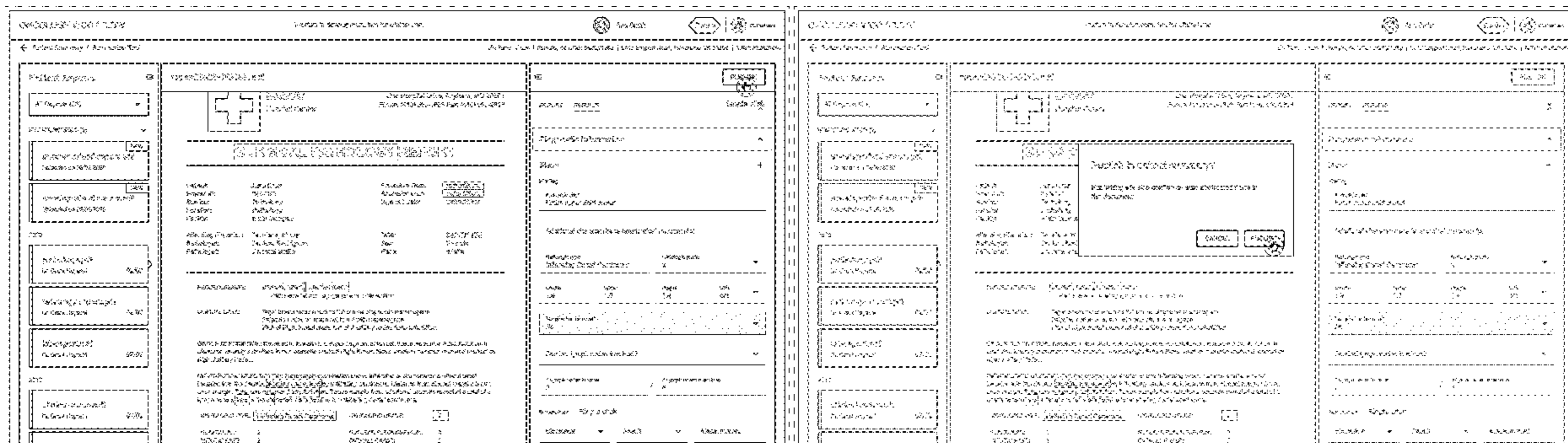
FIG. 1 is a front view of a first image in a sequence of a display screen or portion thereof with graphical user interface for publishing a report with an abstraction tool showing our new design;

FIG. 2 is a front view of a second image thereof; and, FIG. 3 is a front view of a third image thereof.

The outermost broken lined rectangles indicate a boundary of a display screen or a portion thereof and form no part of the claimed design. The broken lined text and characters form no part of the claimed design.

The appearance of the animated images sequentially transition from FIG. 1 to FIG. 3. The process or period in which one image transitions to another forms no part of the claimed design.

**1 Claim, 3 Drawing Sheets**



(56)

**References Cited**

U.S. PATENT DOCUMENTS

D888,739	S	*	6/2020	Christiana	.....	D14/486
D890,199	S	*	7/2020	Kumar	.....	D14/486
D892,849	S	*	8/2020	Sharma	.....	D14/488
D902,226	S	*	11/2020	Burnell	.....	D14/486
D905,734	S	*	12/2020	Christiana	.....	D14/488
D906,360	S	*	12/2020	Eissa	.....	D14/488
D922,420	S	*	6/2021	Castle	.....	D14/486
D930,022	S	*	9/2021	Xie	.....	D14/486
D931,314	S	*	9/2021	Xie	.....	D14/486
D936,078	S	*	11/2021	Singh	.....	D14/485
D940,172	S	*	1/2022	Xie	.....	D14/486
2016/0349949	A1	*	12/2016	Miller	.....	G06F 16/328
2019/0391825	A1	*	12/2019	Jann	.....	G06F 3/0482

\* cited by examiner

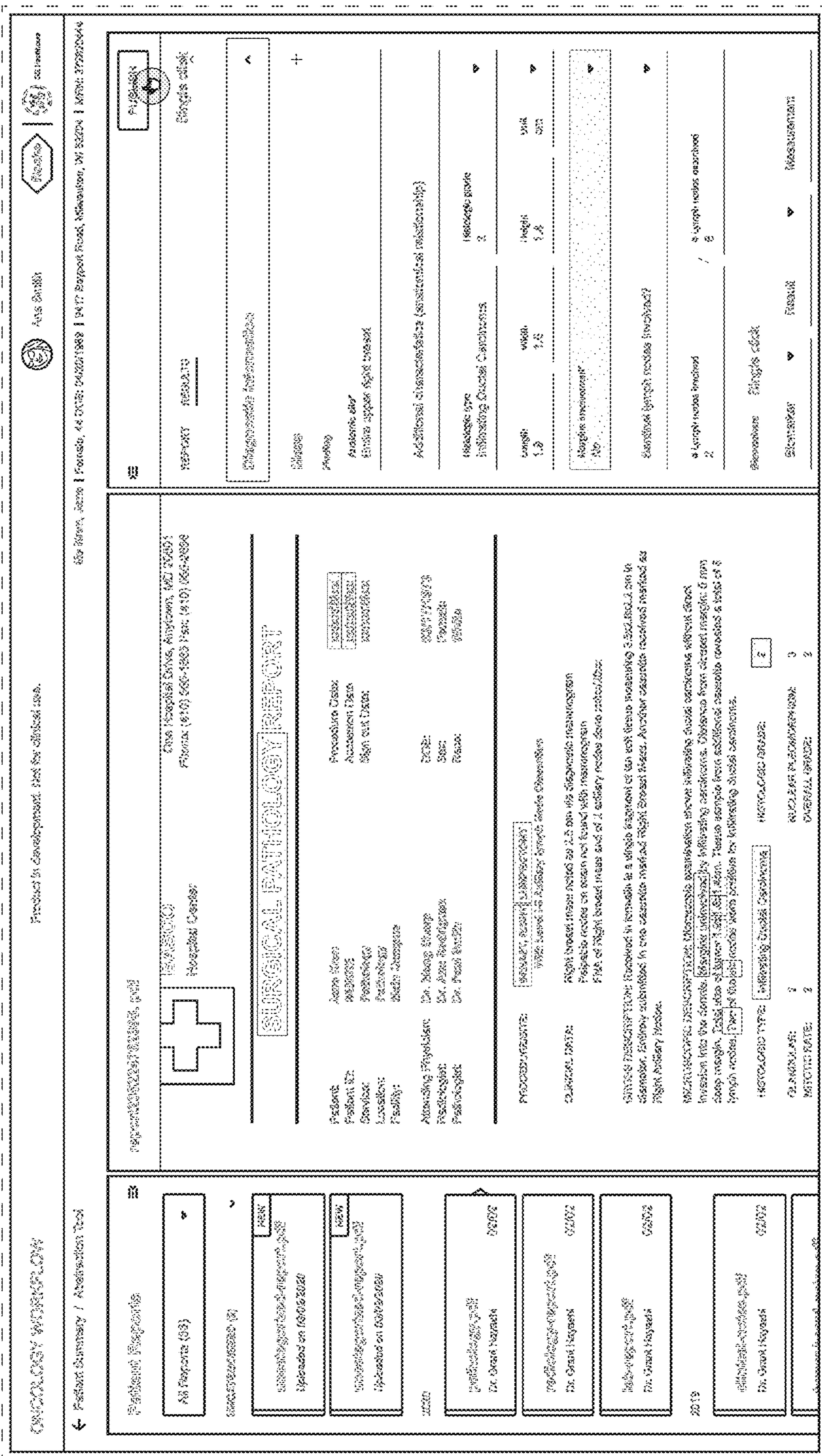


FIG. 1

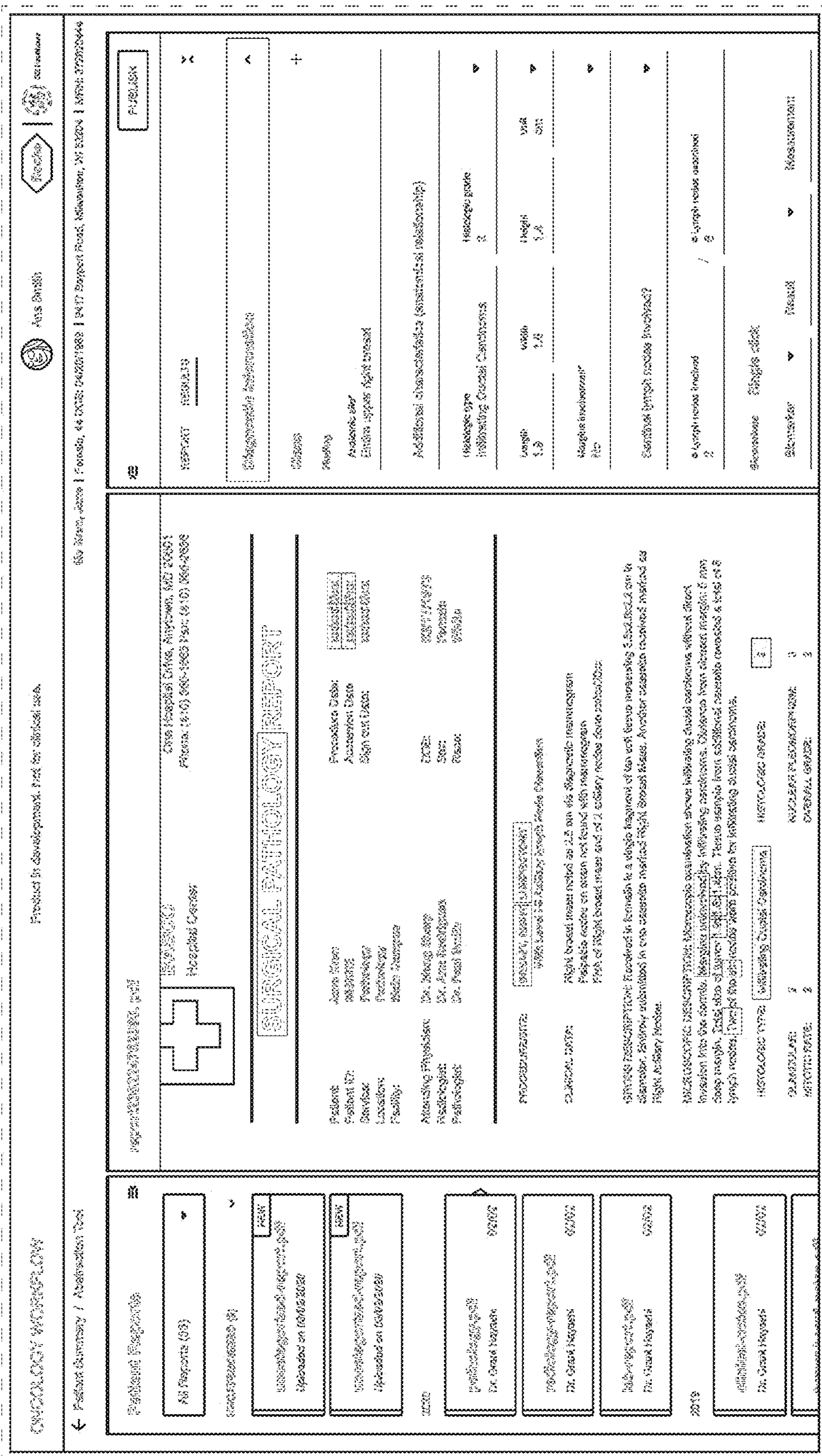


FIG. 2

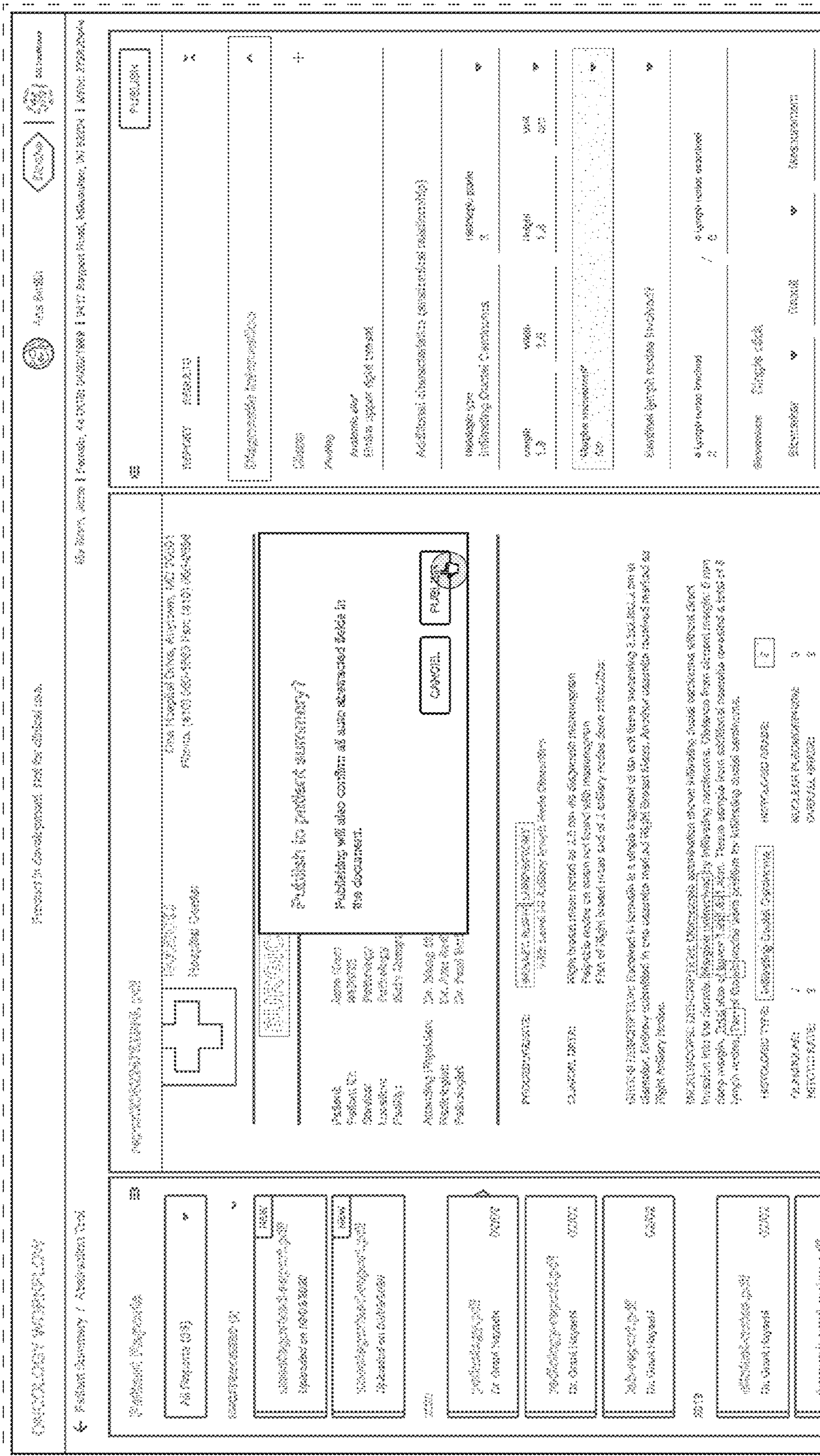


FIG. 3