



US00D974383S

(12) **United States Design Patent**
Anvaripour et al.

(10) **Patent No.:** **US D974,383 S**
(45) **Date of Patent:** **** Jan. 3, 2023**

(54) **DISPLAY SCREEN OR PORTION THEREOF WITH A GRAPHICAL USER INTERFACE**

(71) Applicant: **Snap Inc.**, Santa Monica, CA (US)

(72) Inventors: **Kaveh Anvaripour**, Santa Monica, CA (US); **Kyle Goodrich**, Venice, CA (US); **David Meisenholder**, Manhattan Beach, CA (US); **Daniel Moreno**, Los Angeles, CA (US); **Karen Stolzenberg**, Venice, CA (US); **Mathieu Emmanuel Vignau**, Los Angeles, CA (US)

(73) Assignee: **Snap Inc.**, Santa Monica, CA (US)

(**) Term: **15 Years**

(21) Appl. No.: **29/788,411**

(22) Filed: **May 19, 2021**

(51) **LOC (14) Cl.** **14-04**

(52) **U.S. Cl.**
USPC **D14/485**

(58) **Field of Classification Search**
USPC D14/485-495; D20/11; D21/324, 325
CPC .. G06F 3/0481; G06F 3/04817; G06F 3/0482;
G06F 3/0483; G06F 3/04842; G06F
3/0485; G06F 3/04855; G06F 3/0486;
G06F 3/0488; G06F 3/04886; G06F
9/451; G06F 40/103; G06F 40/106; G06F
40/189; G06F 40/191

See application file for complete search history.

(56) **References Cited**

U.S. PATENT DOCUMENTS

D682,298 S * 5/2013 DiJulio D14/487
D761,303 S * 7/2016 Nelson D14/488
D765,099 S * 8/2016 Kim D14/485
D778,314 S * 2/2017 Li D14/488

D794,670 S * 8/2017 Lee D14/488
D805,550 S * 12/2017 Butcher D14/488
D812,079 S * 3/2018 Felt D14/486
D815,665 S * 4/2018 Li D14/488
D852,809 S * 7/2019 Rad D14/485
D878,410 S * 3/2020 Eu D14/487
D894,926 S * 9/2020 Paul D14/486
D930,008 S * 9/2021 Harmon D14/485
2011/0029907 A1 * 2/2011 Bakhsh G06F 3/0482
715/848

OTHER PUBLICATIONS

“Explainer: What is Snapchat?” Jun. 21, 2018, posted at webwise/ie, [site visited Aug. 11, 2022]. <https://web.archive.org/web/20180721122642/https://www.webwise.ie/parents/explainer-what-is-snapchat-2> (Year: 2018).*

(Continued)

Primary Examiner — John M Otte

(74) *Attorney, Agent, or Firm* — Schwegman Lundberg & Woessner, P.A.

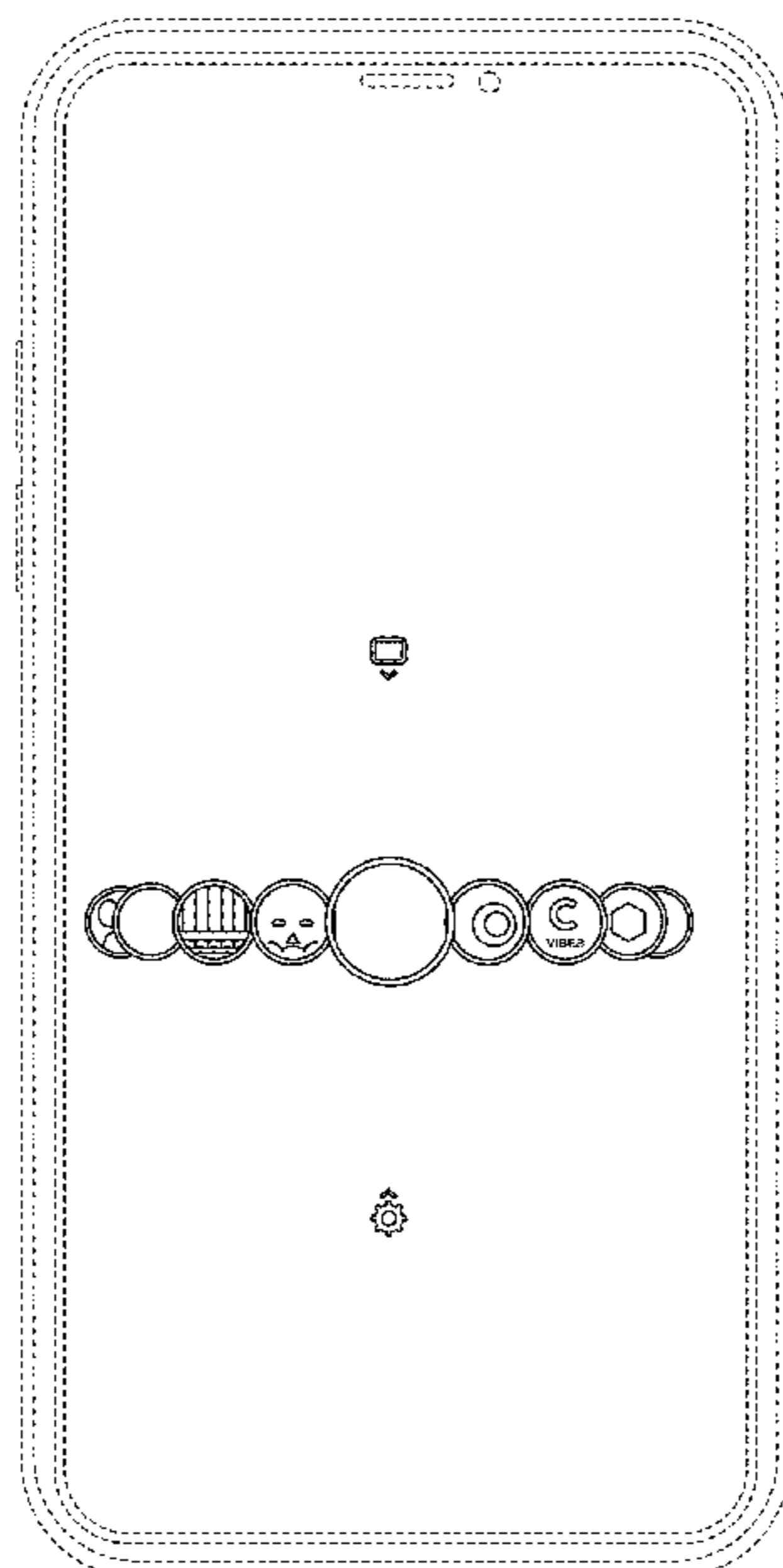
(57) **CLAIM**

The ornamental design for a display screen or portion thereof with a graphical user interface, as shown and described.

DESCRIPTION

FIG. 1 is a front view of a display screen or portion thereof with a graphical user interface, showing our new design, according to a first embodiment thereof; and, FIG. 2 is a front view of a display screen or portion thereof with a graphical user interface, showing our new design, according to a second embodiment thereof. The broken line showing of a display screen with a graphical user interface is included for the purpose of showing portions of the article which form no part of the claimed design.

1 Claim, 2 Drawing Sheets



(56)

References Cited

OTHER PUBLICATIONS

“Guide to the Galaxy #2: See More of the World with Bixby Vision”
May 30, 2018, posted at news.samsung.com, [site visited Aug. 11,
2022]. <https://news.samsung.com/global/guide-to-galaxy-2-see-more-of-the-world-with-bixby-vision> (Year: 2018).*

“Floating Discs for PowerPoint and Google Slides” Aug. 9, 2020,
posted at presentationgo.com, [site visited Aug. 11, 2022]. <https://web.archive.org/web/20200809180213/https://www.presentationgo.com/presentation/floating-discs-powerpoint-google-slides> (Year: 2020).*

* cited by examiner

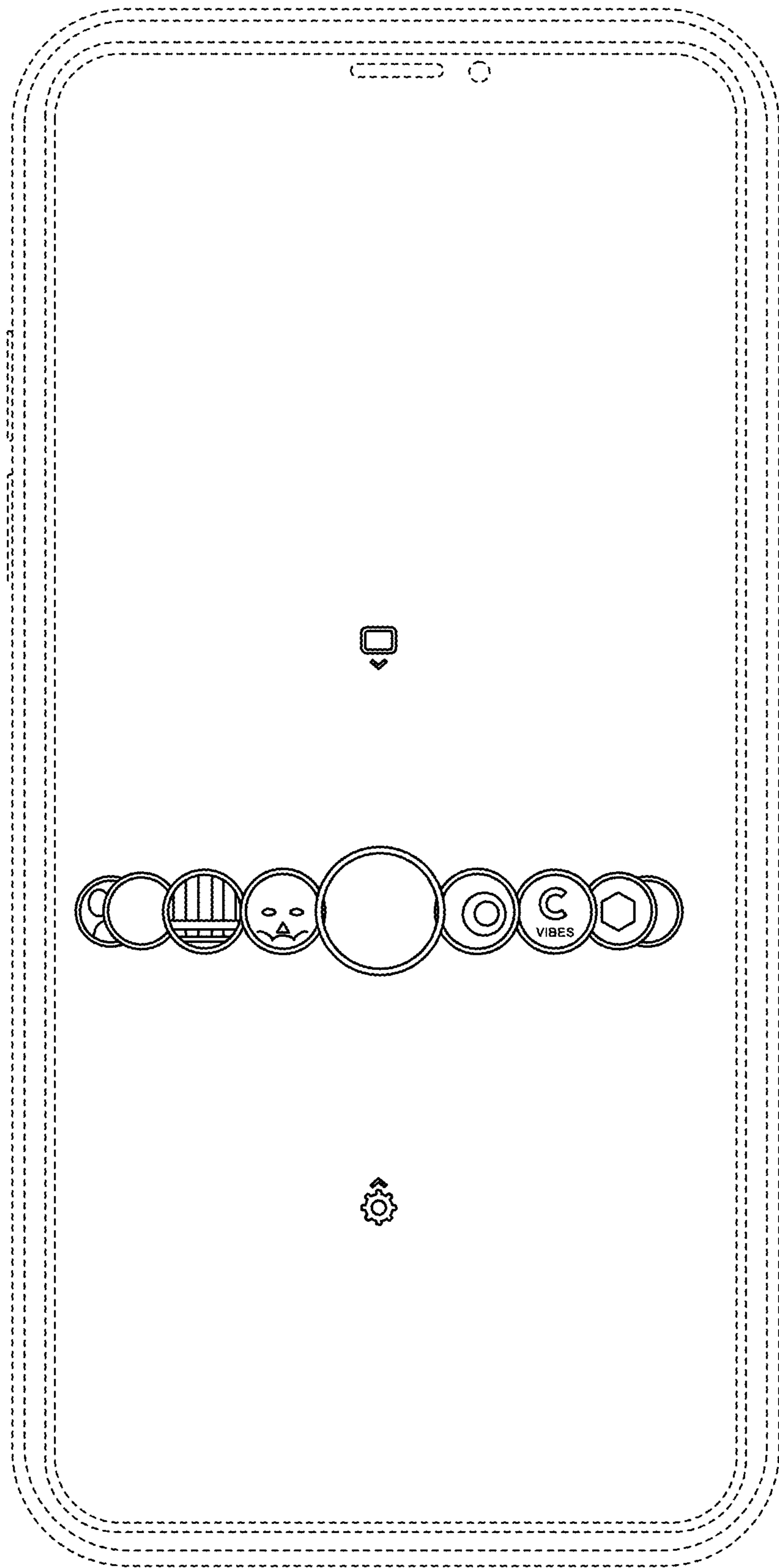


FIG. 1




FIG. 2