



US00D974356S

(12) **United States Design Patent**
Nie

(10) **Patent No.: US D974,356 S**
(45) **Date of Patent: ** Jan. 3, 2023**

(54) **TABLET COMPUTER**

(71) Applicant: **SHENZHEN YNC ELECTRONIC CO., LTD**, Shenzhen (CN)

(72) Inventor: **Da Nie**, Shenzhen (CN)

(**) Term: **15 Years**

(21) Appl. No.: **29/761,135**

(22) Filed: **Dec. 7, 2020**

(30) **Foreign Application Priority Data**

Oct. 12, 2020 (CN) 202030604163.7

(51) **LOC (14) Cl.** **14-02**

(52) **U.S. Cl.**
USPC **D14/341**

(58) **Field of Classification Search**
USPC D14/217, 238.1, 250, 251-253, 439, 440, D14/300, 496, 341; D13/108; D21/324, D21/329, 552; D3/201, 218, 269
CPC H04B 1/3888; H04M 1/0202; A45C 5/14; A45C 11/00; A45C 13/02; A45C 2011/002; A45C 2011/003; A45F 2200/0525; A45F 2200/0516; G06F 1/1628; G06F 1/1626; G06F 1/1669; G06F 1/1679; G06F 3/041; G06F 3/0412; G06F 3/0416; G06F 3/0488; G06F 3/04883; G06F 3/04886
See application file for complete search history.

(56) **References Cited**

U.S. PATENT DOCUMENTS

D601,557 S	*	10/2009	Wesolek	D14/341
D628,570 S	*	12/2010	Li	D14/341
D638,834 S	*	5/2011	Wesolek	D14/341
D703,665 S	*	4/2014	Suzuki	D14/341
D723,551 S	*	3/2015	Fu	D14/341
D744,997 S	*	12/2015	Fujioka	D14/341

(Continued)

OTHER PUBLICATIONS

First Classroom Colour Doodle Magnetic Drawing Board, www.toyuniverse.com.au, Dec. 11, 2016. <https://www.toyuniverse.com.au/products/first-classroom-doodle-magnetic-drawing-board#reviews> (Year: 2016).*

(Continued)

Primary Examiner — Llorelys Martinez

Assistant Examiner — Kwabena A. Ankobiah

(74) *Attorney, Agent, or Firm* — Rumit Ranjit Kanakia

(57) **CLAIM**

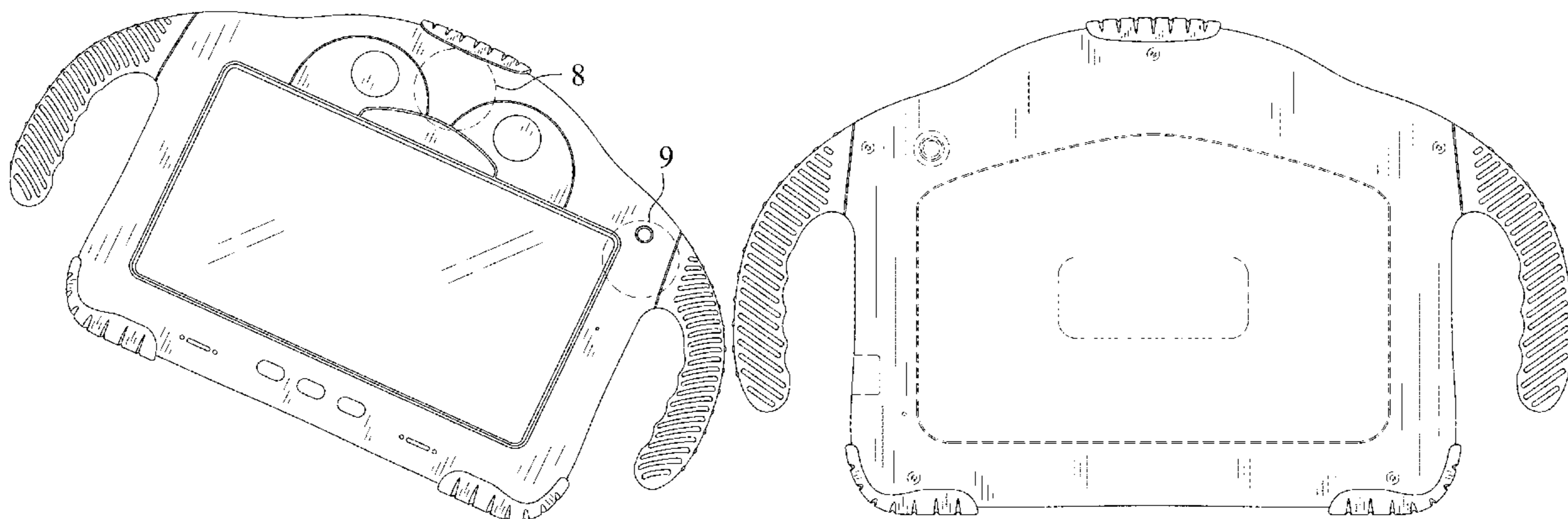
The ornamental design for a tablet computer, as shown and described.

DESCRIPTION

FIG. 1 is a front perspective view of tablet computer showing my new design;
FIG. 2 is a front elevational view thereof;
FIG. 3 is a rear elevational view thereof;
FIG. 4 is a left side elevational view thereof;
FIG. 5 is a right side elevational view thereof;
FIG. 6 is a top plan view thereof;
FIG. 7 is a bottom plan view thereof;
FIG. 8 is an enlarged view thereof, taken from portion 8 in FIG. 1;
FIG. 9 is an enlarged view thereof, taken from portion 9 in FIG. 1;
FIG. 10 is an enlarged view thereof, taken from portion 10 in FIG. 4;
FIG. 11 is an enlarged view thereof, taken from portion 11 in FIG. 6; and,
FIG. 12 is an enlarged view thereof, taken from portion 12 in FIG. 7.

The dash-dash broken lines in FIGS. 8-12 encircling a portion of the tablet computer depict the extent of the enlarged view and form no part of the claimed design. The broken lines in the drawings illustrate portions of the tablet computer that form no part of the claimed design.

1 Claim, 12 Drawing Sheets



(56)

References Cited

U.S. PATENT DOCUMENTS

D753,102	S	*	4/2016	Chen	D14/341
D778,903	S	*	2/2017	Tsai	D14/341
D781,284	S	*	3/2017	Suzuki	D14/341
D793,383	S	*	8/2017	Cai	D14/341
D810,732	S	*	2/2018	Fenton	D14/341
D810,751	S	*	2/2018	Aryeh	D14/440
D821,405	S	*	6/2018	Chen	D14/440
D854,022	S	*	7/2019	Chen	D14/440
D881,196	S	*	4/2020	Zanxiang	D14/440
D881,197	S	*	4/2020	Chen	D14/440
D881,893	S	*	4/2020	Zanxiang	D14/440
D883,988	S	*	5/2020	Li	D14/440
D912,677	S	*	3/2021	Li	D14/440
D916,708	S	*	4/2021	Ke	D14/440
D924,228	S	*	7/2021	Mirth	D14/341
D932,486	S	*	10/2021	Mirth	D14/341
D945,428	S	*	3/2022	Xu	D14/440
D946,578	S	*	3/2022	Cheng	D14/440
D963,697	S	*	9/2022	Kim	D14/496

OTHER PUBLICATIONS

Tablet for Toddlers, [www.amazon.com](https://www.amazon.com/Toddlers-Android-Storage-Parental-Playstore/dp/B08L74WTHQ), Oct. 15, 2020. <https://www.amazon.com/Toddlers-Android-Storage-Parental-Playstore/dp/B08L74WTHQ> (Year: 2020).*

Kids Tablet 7inch Android Toddler Tablet, [www.amazon.com](https://www.amazon.com/Android-Preinstalled-Learning-Education-Kid-Proof/dp/B094GR58BS), May 9, 2021. <https://www.amazon.com/Android-Preinstalled-Learning-Education-Kid-Proof/dp/B094GR58BS> (Year: 2021).*

* cited by examiner

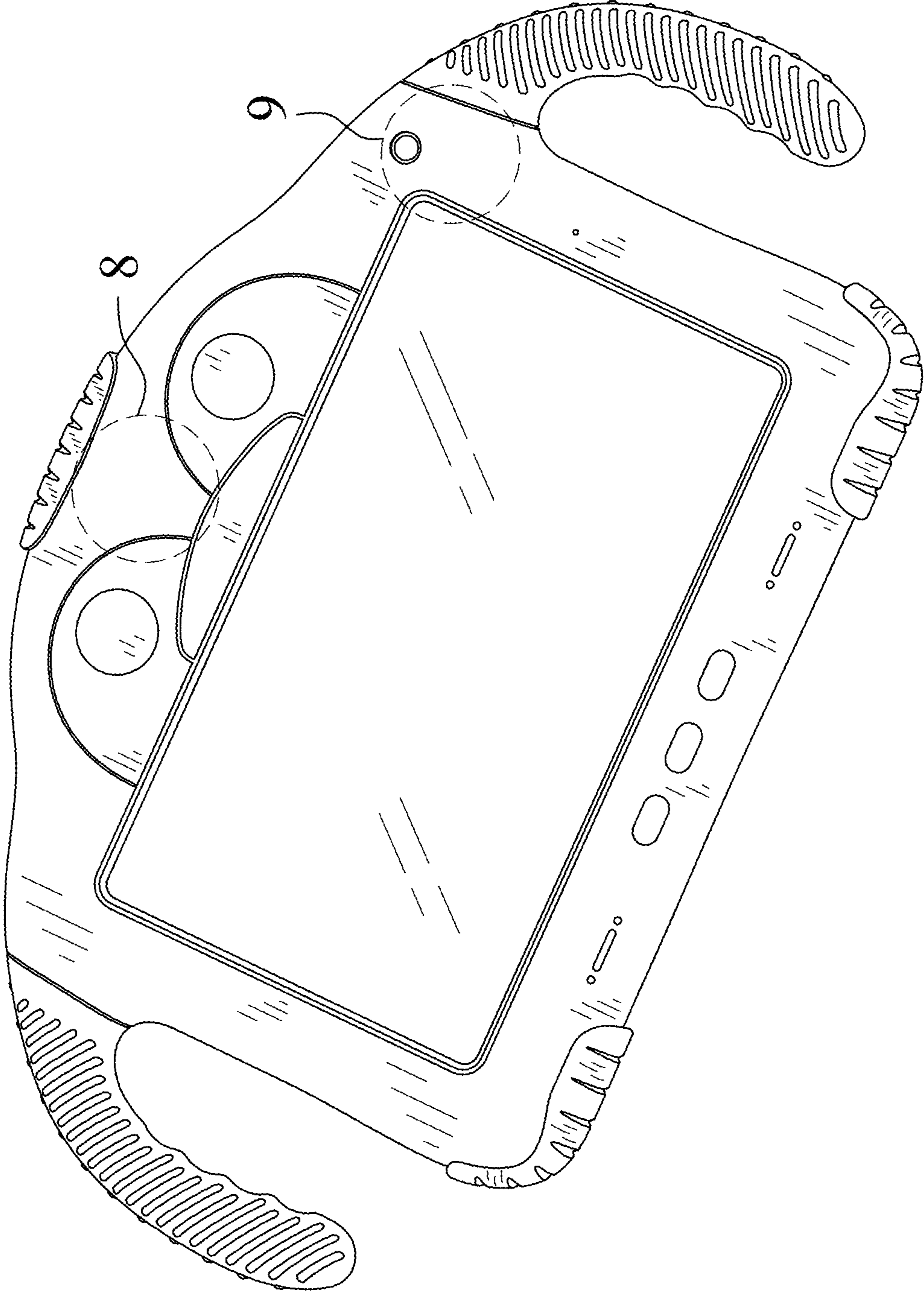


FIG. 1

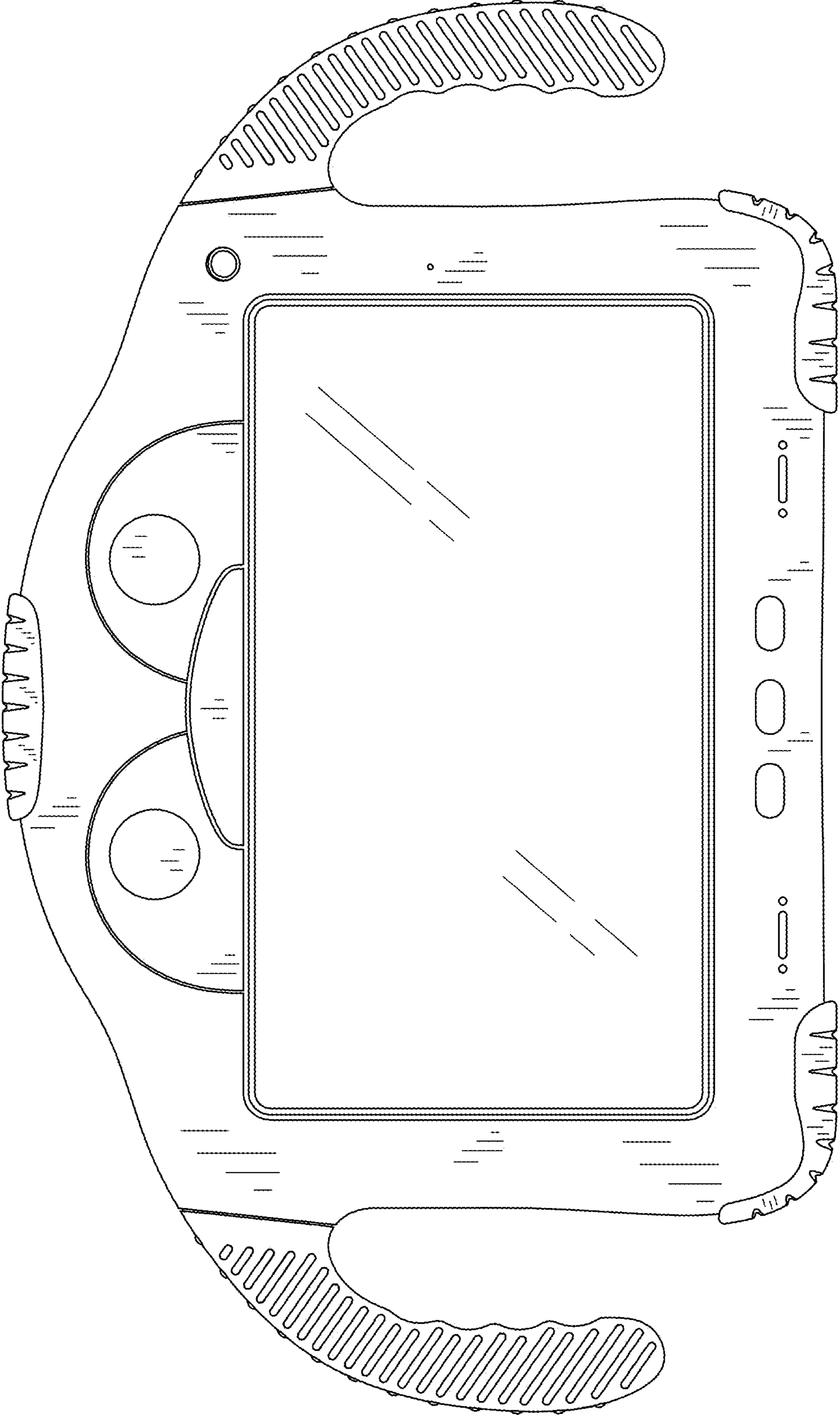


FIG. 2

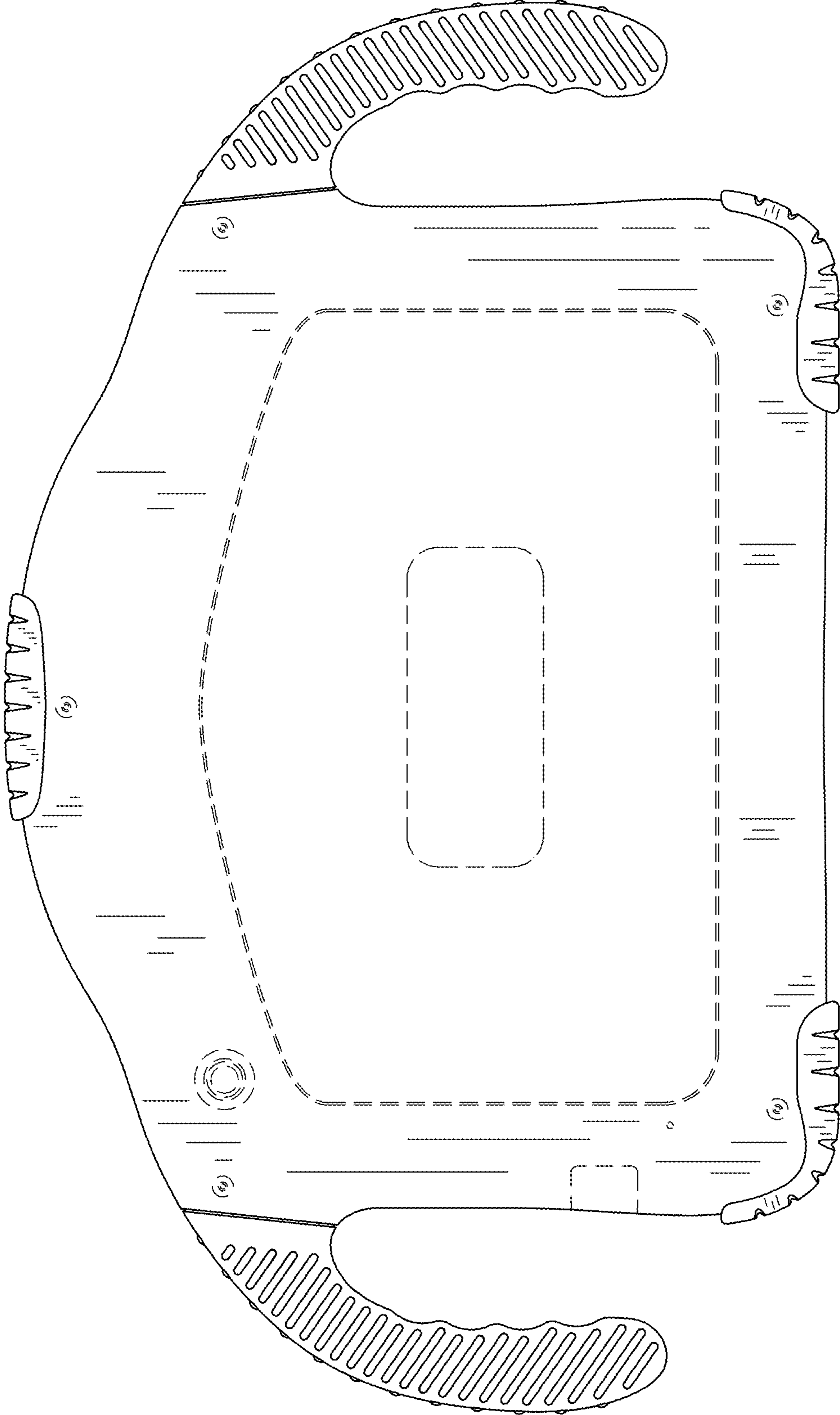


FIG. 3

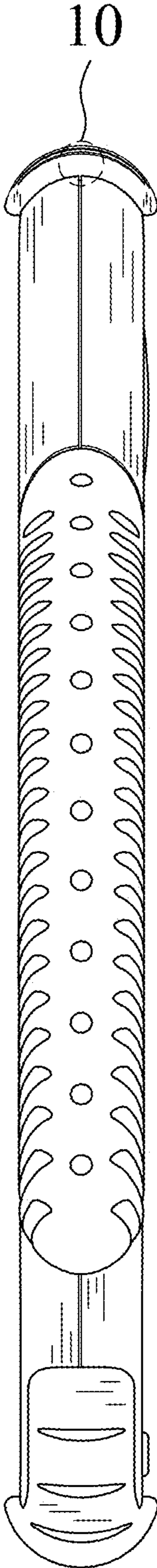


FIG. 4

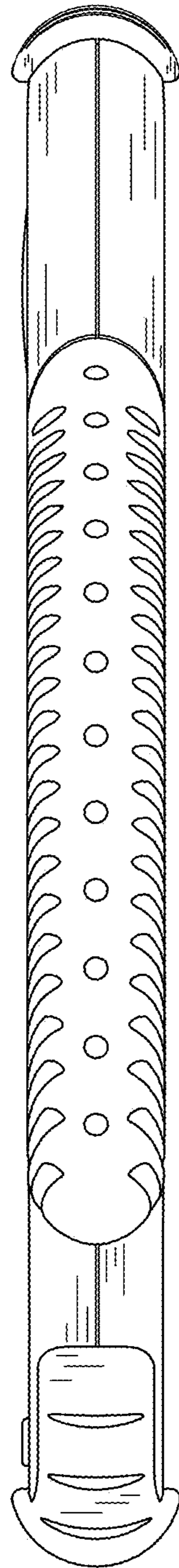


FIG. 5

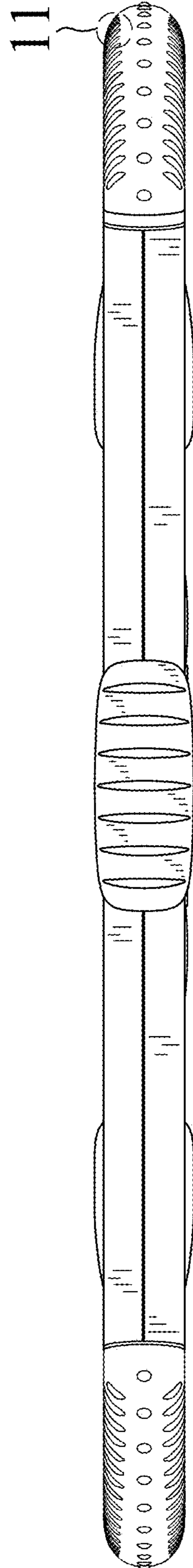


FIG. 6

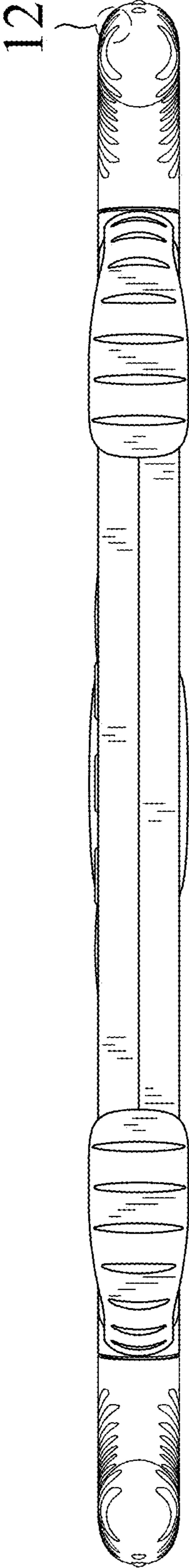


FIG. 7

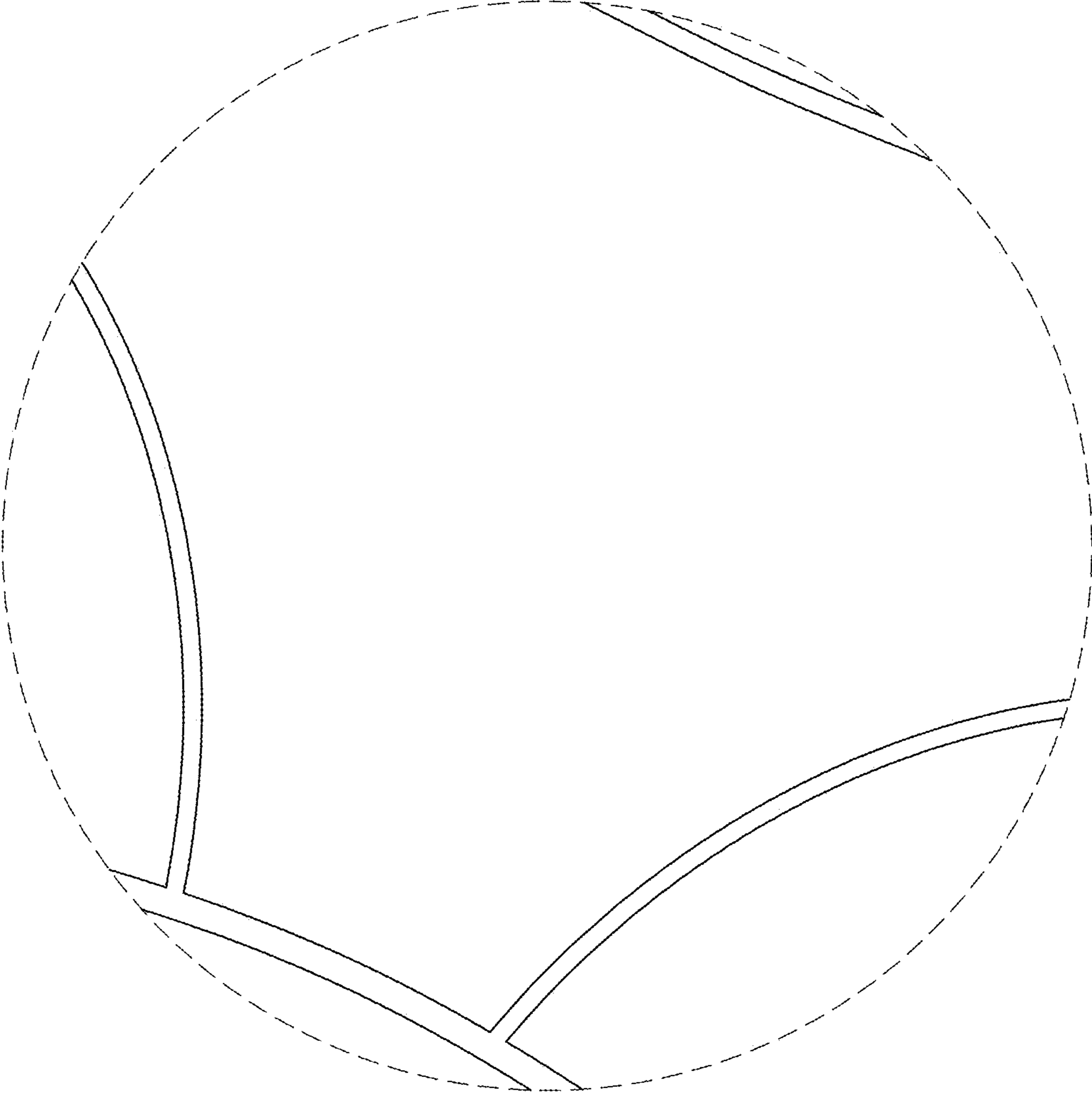


FIG. 8

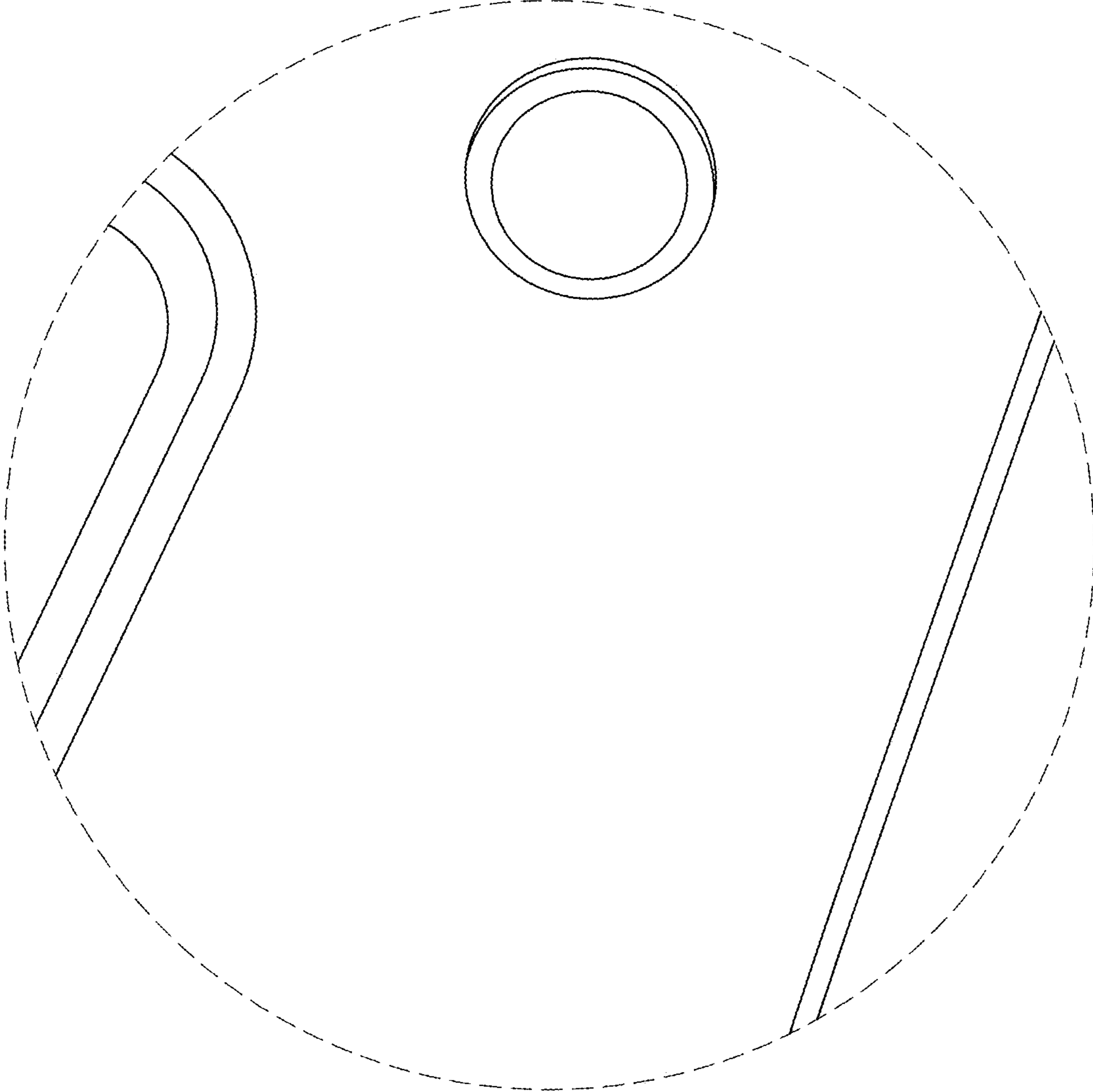


FIG. 9

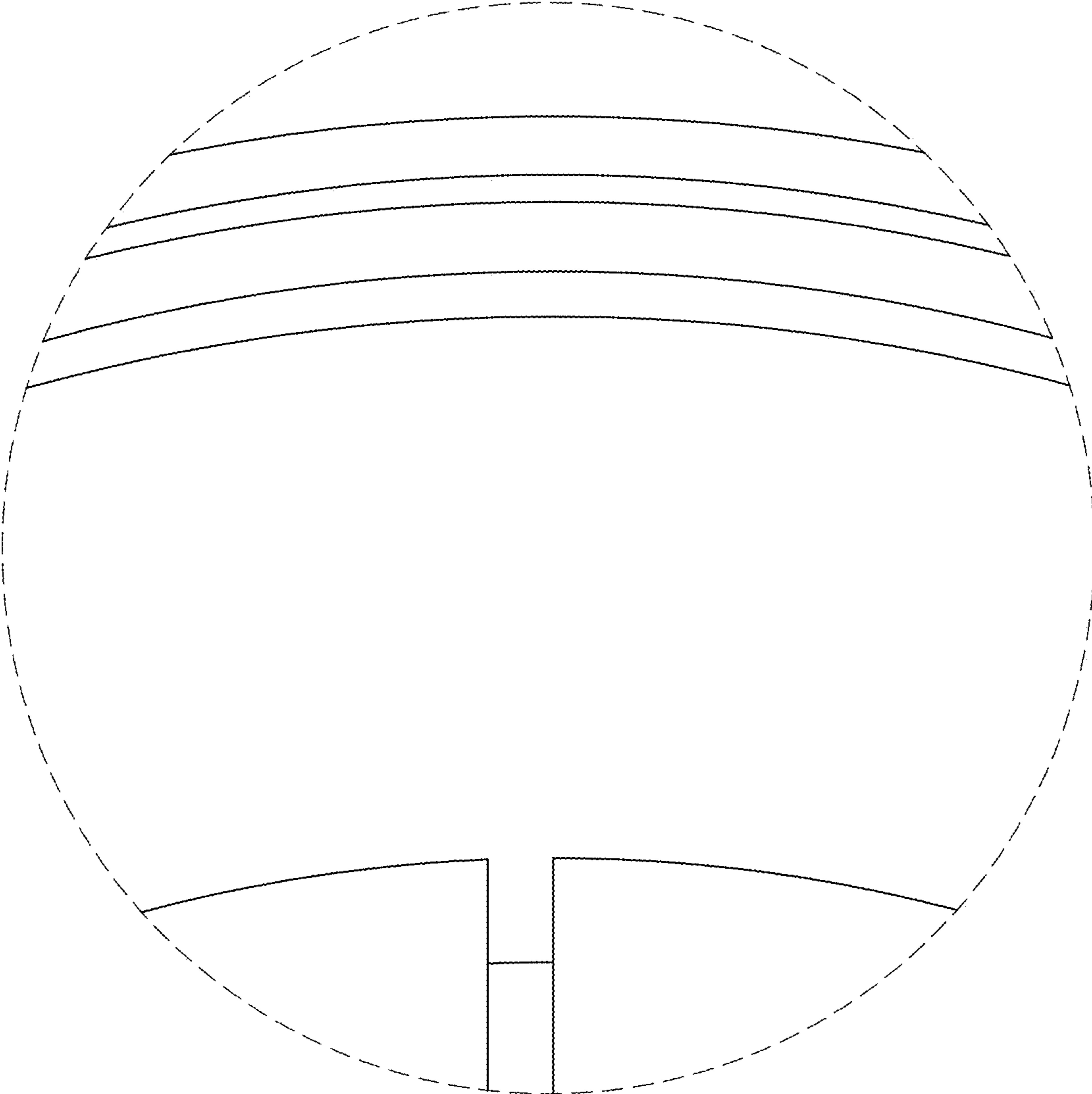


FIG. 10

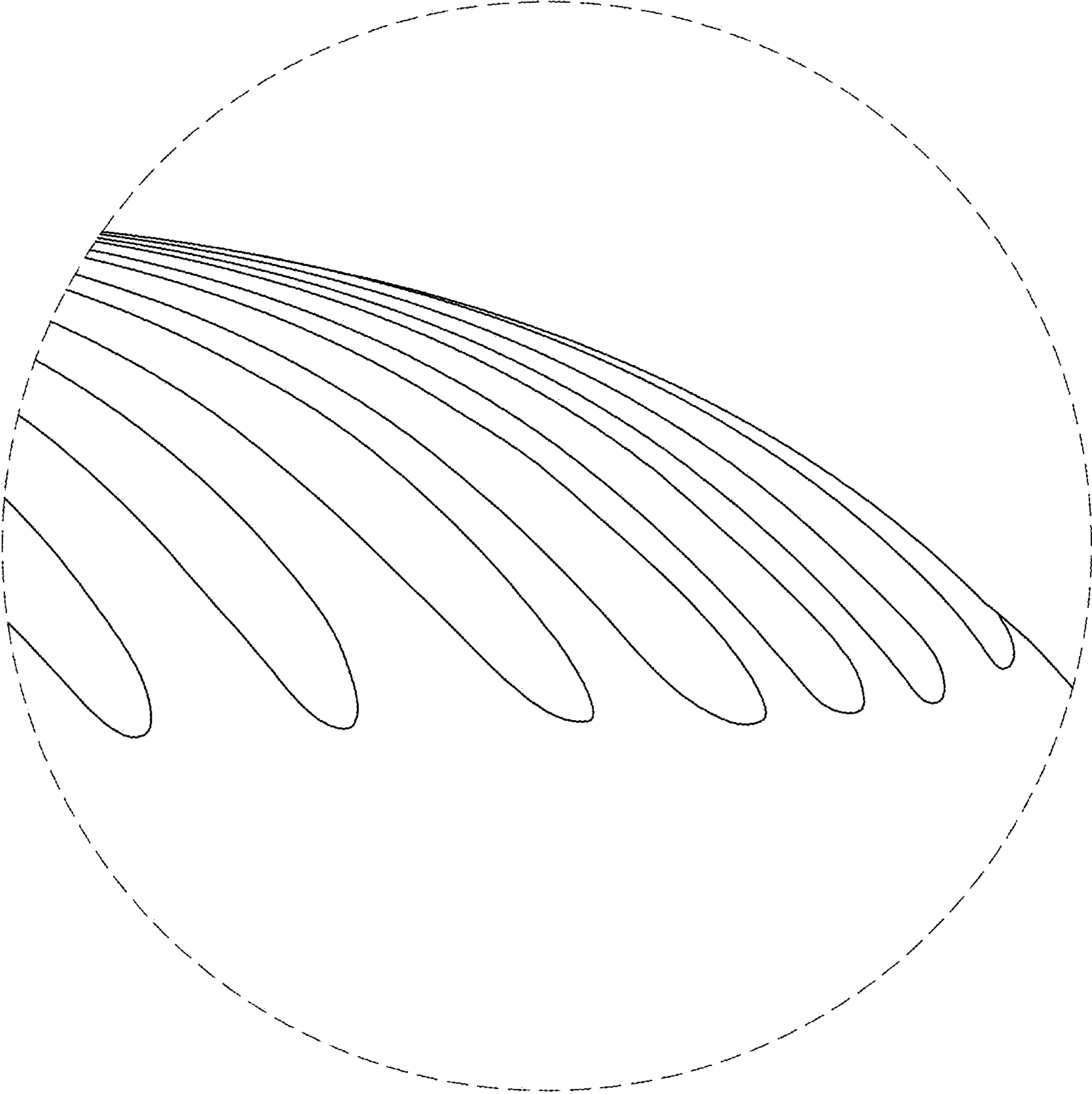


FIG. 11

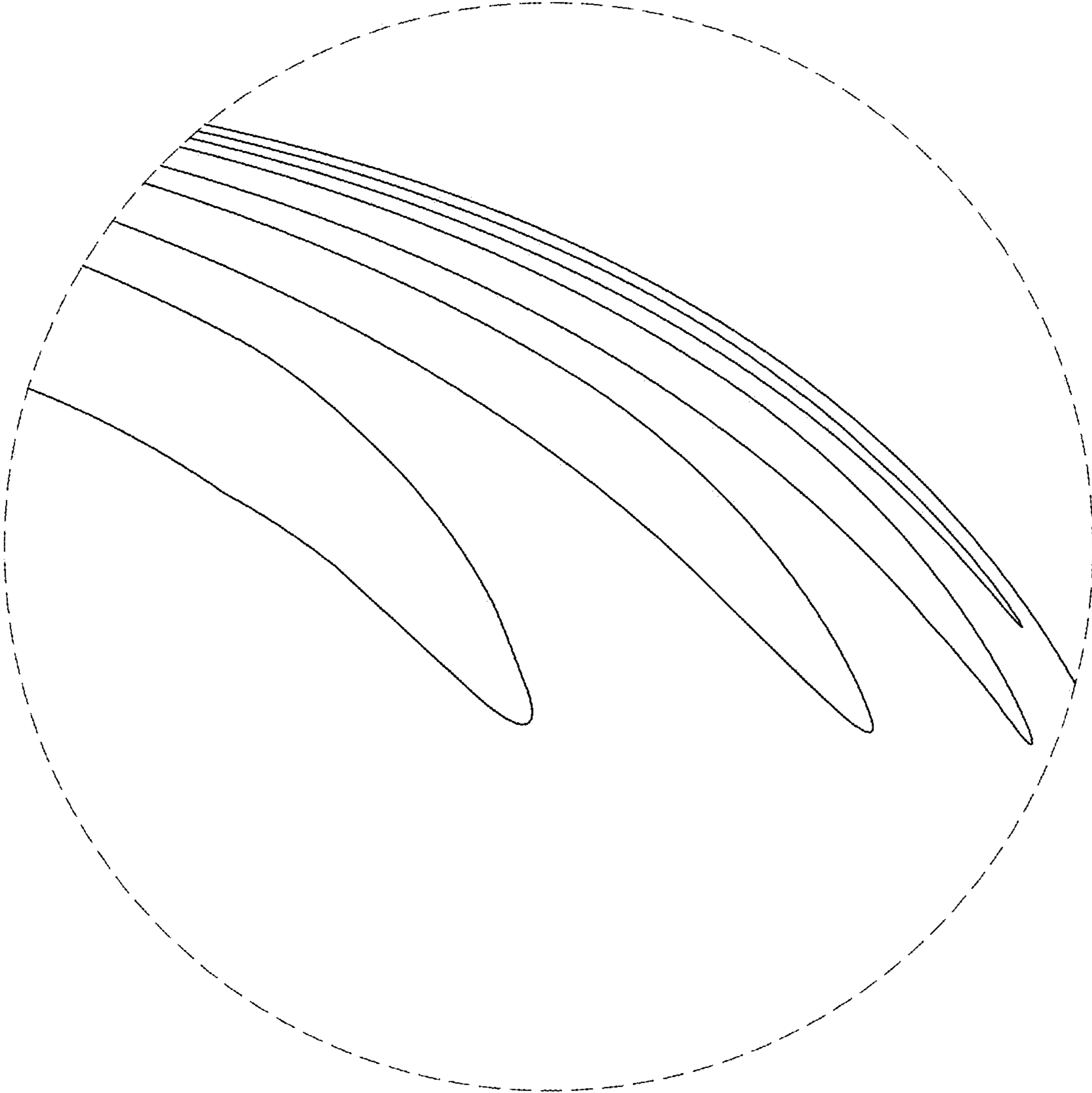


FIG. 12