



US00D974351S

(12) **United States Design Patent**
Wu et al.

(10) **Patent No.:** **US D974,351 S**
(45) **Date of Patent:** **** Jan. 3, 2023**

(54) **ELECTRONIC DEVICE WITH SLIDABLE DISPLAY**

(71) Applicants: **Tung-Ying Wu**, Taipei (TW);
Ming-Chung Liu, Taipei (TW);
Shu-Hsien Chu, Taipei (TW);
Wang-Hung Yeh, Taipei (TW)

(72) Inventors: **Tung-Ying Wu**, Taipei (TW);
Ming-Chung Liu, Taipei (TW);
Shu-Hsien Chu, Taipei (TW);
Wang-Hung Yeh, Taipei (TW)

(73) Assignee: **COMPAL ELECTRONICS, INC.**,
Taipei (TW)

(**) Term: **15 Years**

(21) Appl. No.: **29/650,318**

(22) Filed: **Jun. 5, 2018**

(51) **LOC (14) Cl.** **14-02**

(52) **U.S. Cl.**
USPC **D14/341**

(58) **Field of Classification Search**
USPC D14/138 AA, 138 AB, 138 AC, 138 AD,
D14/138 C, 138 G, 203.1-203.8, 248,
(Continued)

(56) **References Cited**

U.S. PATENT DOCUMENTS

D592,212 S * 5/2009 Hamada D14/346
D594,454 S * 6/2009 Honda D14/345
(Continued)

FOREIGN PATENT DOCUMENTS

JP D1424103 10/2011

OTHER PUBLICATIONS

An Iphone With a Nokia-Style Sliding Keyboard, Mar. 30, 2021,
[retrieved Nov. 4, 2021], Retrieved from Internet, URL: <https://

www.yankodesign.com/2021/03/30/an-iphone-with-a-nokia-style-sliding-keyboard-would-make-more-sense-than-a-folding-phone/>
(Year: 2021).*

(Continued)

Primary Examiner — Messina L Smith

Assistant Examiner — Aram Kwon

(74) *Attorney, Agent, or Firm* — JCIPRNET

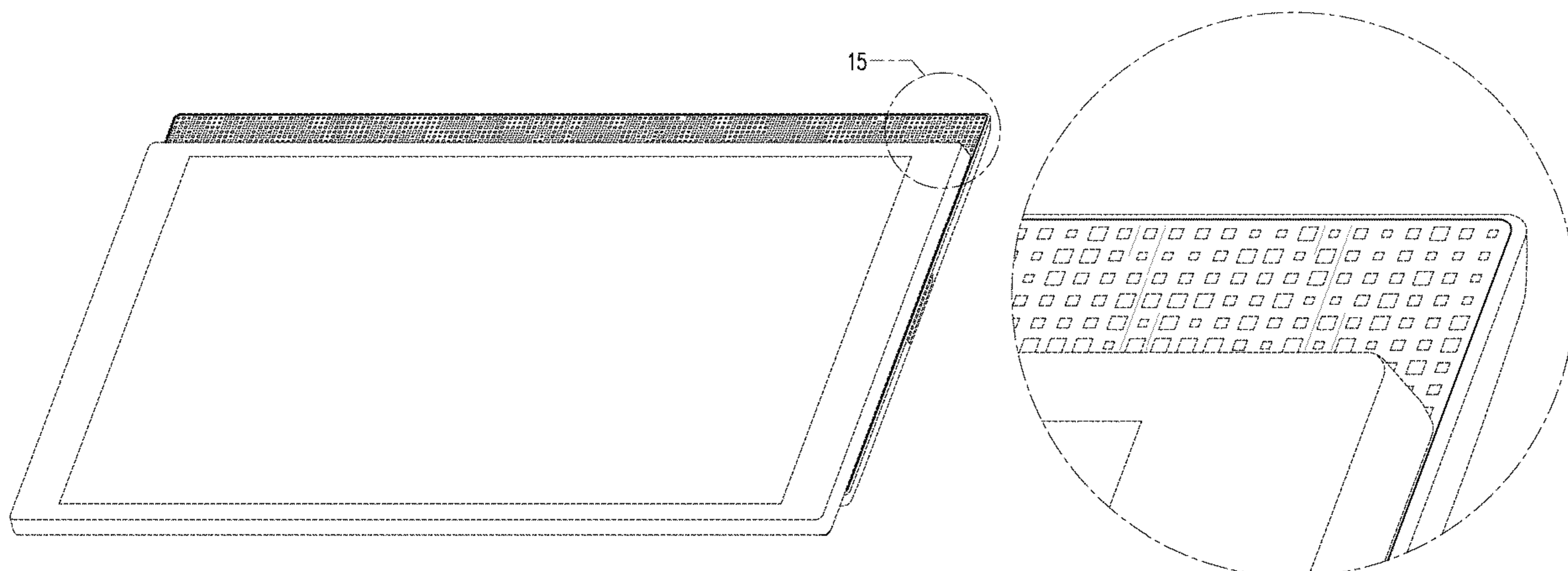
(57) **CLAIM**

The ornamental design for an electronic device with slidable display, as shown and described.

DESCRIPTION

FIG. 1 is a perspective view of an electronic device with slidable display showing our new design;
FIG. 2 is a front view thereof;
FIG. 3 is a rear view thereof;
FIG. 4 is a left side view thereof;
FIG. 5 is a right side view thereof;
FIG. 6 is a top view thereof;
FIG. 7 is a bottom view thereof;
FIG. 8 is a perspective view of the display portion of the electronic device with slidable display moved downward;
FIG. 9 is a front view thereof;
FIG. 10 is a rear view thereof;
FIG. 11 is a left side view thereof;
FIG. 12 is a right side view thereof;
FIG. 13 is a top view thereof;
FIG. 14 is a bottom view thereof;
FIG. 15 is an enlarged view of the encircled portion of the electronic device with slidable display of FIG. 8;
FIG. 16 is an enlarged view of the encircled portion of the electronic device with slidable display of FIG. 13;
FIG. 17 is a perspective view of the display portion of the electronic device with slidable display moved upward;
FIG. 18 is a front view thereof;
FIG. 19 is a rear view thereof;
FIG. 20 is a left side view thereof;
FIG. 21 is a right side view thereof;
FIG. 22 is a top view thereof; and,
FIG. 23 is a bottom view thereof.

(Continued)



The evenly dashed broken lines depict portions of the electronic device with slidable display that form no part of the claimed design. The dash-dot lines encircling portions of the claimed design that are illustrated in enlargements form no part of the claimed design. The dash-dot-dot lines in the figures represent a boundary line that form no part of the claimed design.

1 Claim, 17 Drawing Sheets

(58) **Field of Classification Search**

USPC D14/315–318, 341–347, 371, 374, 440,
 D14/447, 496, 507; D6/308, 310;
 D10/125–128, 123, 114.6, 106.94, 106.92,
 D10/106.5–106.6, 104.1, 98, 79, 70, 65,
 D10/50, 46, 40–41, 30–39; D18/6–7;
 D19/26, 59–60; D21/324, 329–330, 332
 CPC .. H04M 1/0202; H04M 1/0266; H04M 1/725;
 G06F 3/041; G06F 3/0412; G06F 3/0416
 See application file for complete search history.

(56) **References Cited**

U.S. PATENT DOCUMENTS

D594,863	S	*	6/2009	Ichise	D14/345
D606,958	S	*	12/2009	Knoppert	D14/138 AD
D682,474	S	*	5/2013	Owen	D28/83
D682,475	S	*	5/2013	Owen	D28/83
D774,487	S	*	12/2016	Defazio	D14/138 AD
D819,625	S	*	6/2018	Michaelian	D14/315
D907,046	S	*	1/2021	Kao	D14/440
2007/0153465	A1	*	7/2007	Shih	G06F 1/1662 361/679.09

2008/0051161	A1	*	2/2008	Tashiro	H04M 1/0239 455/575.1
2008/0198136	A1	*	8/2008	Cheng	G06F 1/169 345/168
2008/0261666	A1	*	10/2008	Niitsu	H04M 1/0241 455/575.4
2011/0092259	A1	*	4/2011	Liu	H04M 1/0237 455/575.4
2011/0237300	A1	*	9/2011	Osaka	H04M 1/0225 455/566

OTHER PUBLICATIONS

Flip, Slide and Touch: New Machines for a New OS, Oct. 16, 2012, [retrieved Nov. 4, 2021], Retrieved from Internet, URL: <<https://allthingsd.com/20121016/flip-slide-and-touch-new-machines-for-a-new-os/>> (Year: 2012).*

I Just Fell in Love With the iPhone Slide Pro Concept, Nov. 13, 2019, [retrieved Nov. 4, 2021], Retrieved from Internet, URL: <<https://www.concept-phones.com/apple/i-just-fell-in-love-with-the-iphone-slide-pro-concept/>> (Year: 2019).*

Planet Computers' Astro Slide is a smartphone . . . , Mar. 30, 2020, [retrieved Nov. 4, 2021], Retrieved from Internet, URL: <https://finance.yahoo.com/news/2020-03-30-planet-computers-astro-slide-smartphone-pda.html?guce_referrer=aHR0cHM6Ly93d3cuZ%20E2%80%A6&guccounter=2> (Year: 2020).*

Rotatable Twin Touch Display Mobile Phone . . . , comment date: Nov. 2011, [retrieved Nov. 4, 2021], Retrieved from Internet, URL: <<https://www.tuvie.com/rotatable-twin-touch-display-mobile-phone-gives-you-freedom-of-holding-your-phone/>> (Year: 2011).*

Xiaomi Mi MIX 3 review, Feb. 15, 2019, [retrieved Nov. 4, 2021], Retrieved from Internet, URL: <<https://www.zdnet.com/product/xiaomi-mi-mix-3/>> (Year: 2019).*

“Office Action of Taiwan Counterpart Application,” dated Jul. 26, 2019, p. 1-p. 3.

* cited by examiner




FIG. 1

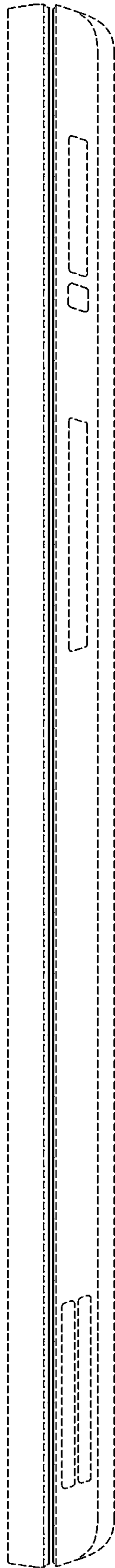


FIG. 2

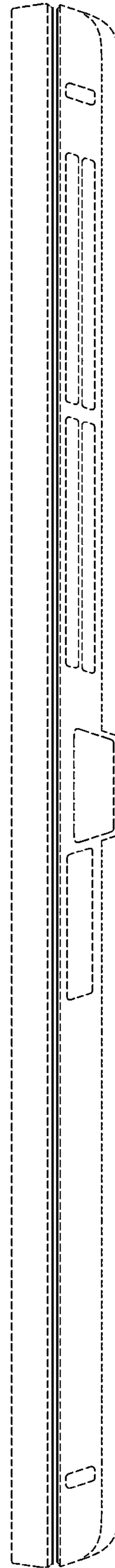


FIG. 3

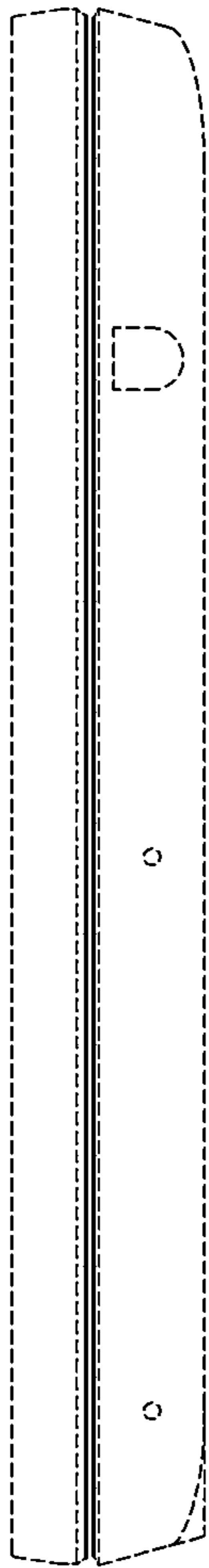


FIG. 4

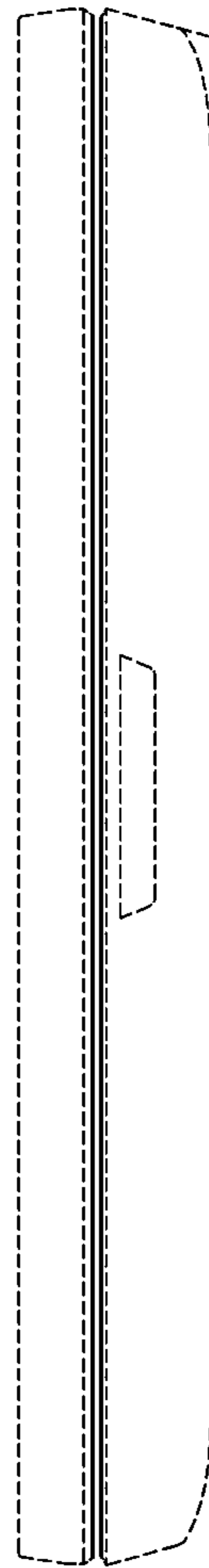


FIG. 5




FIG. 6




FIG. 7




FIG. 8

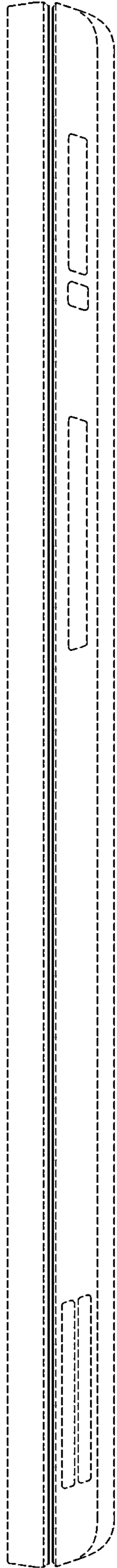


FIG. 9

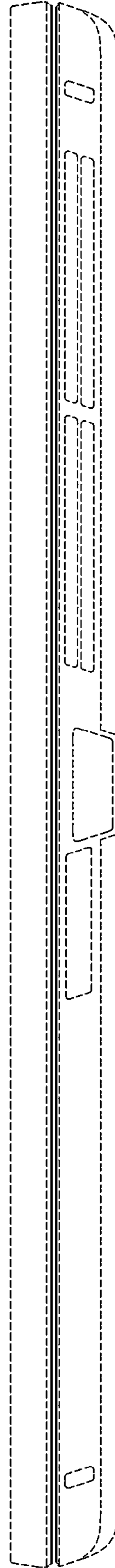


FIG. 10

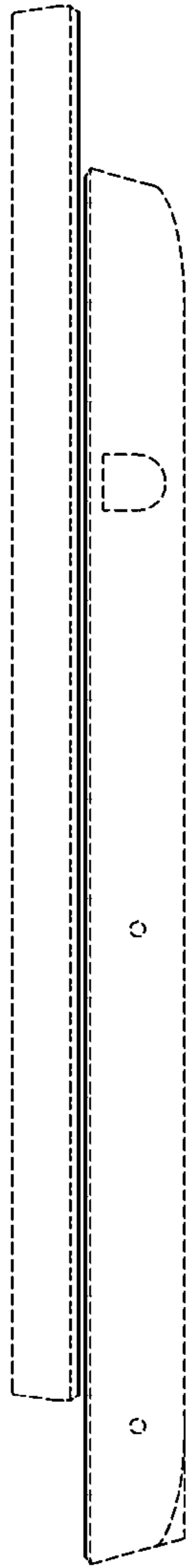


FIG. 11

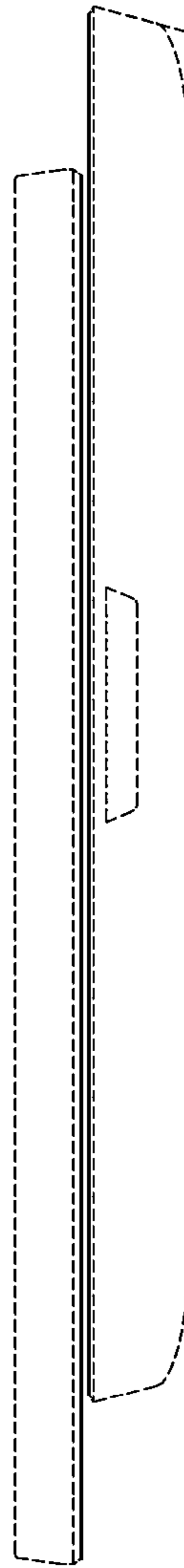


FIG. 12




FIG. 13




FIG. 14

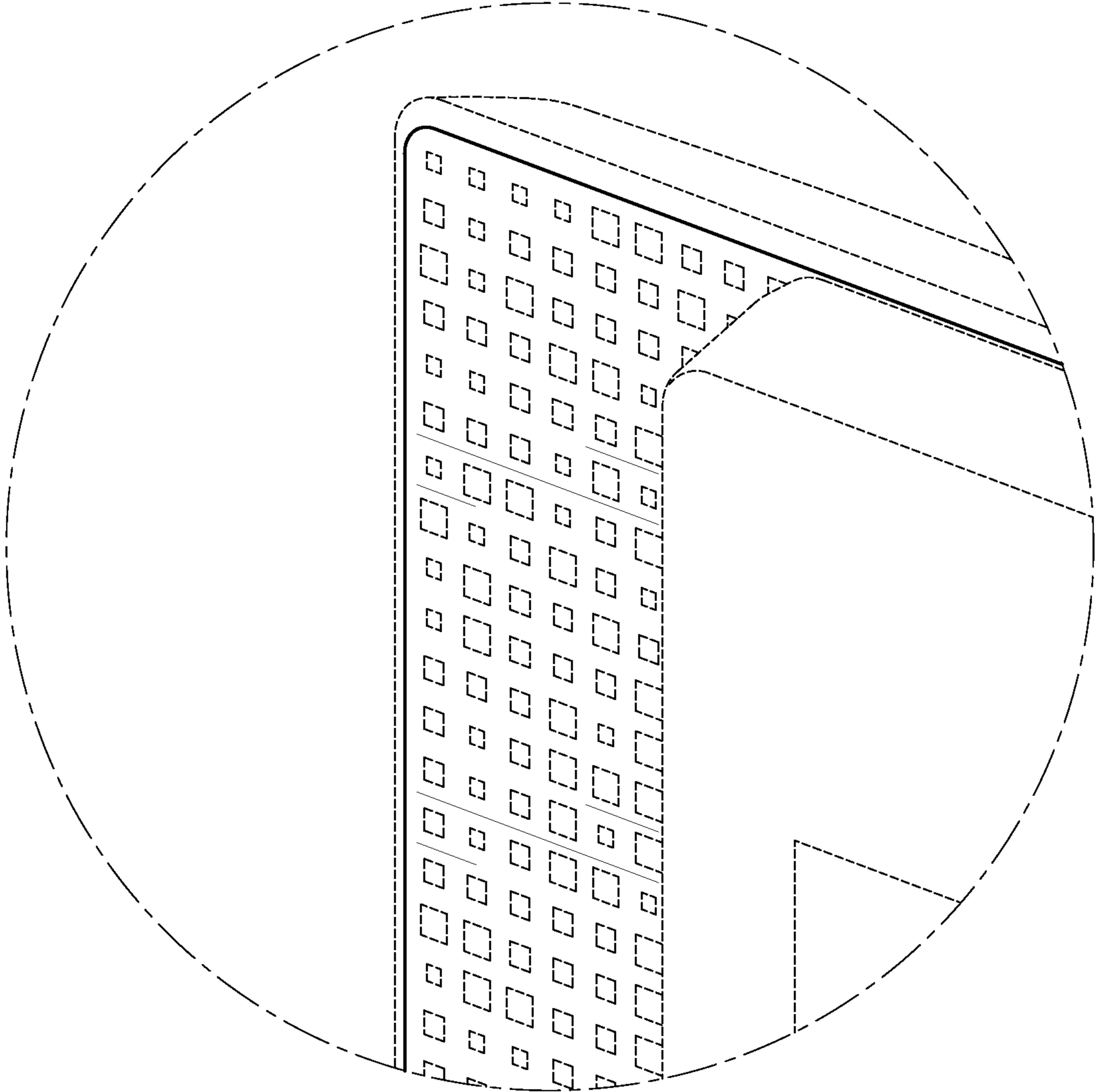


FIG. 15

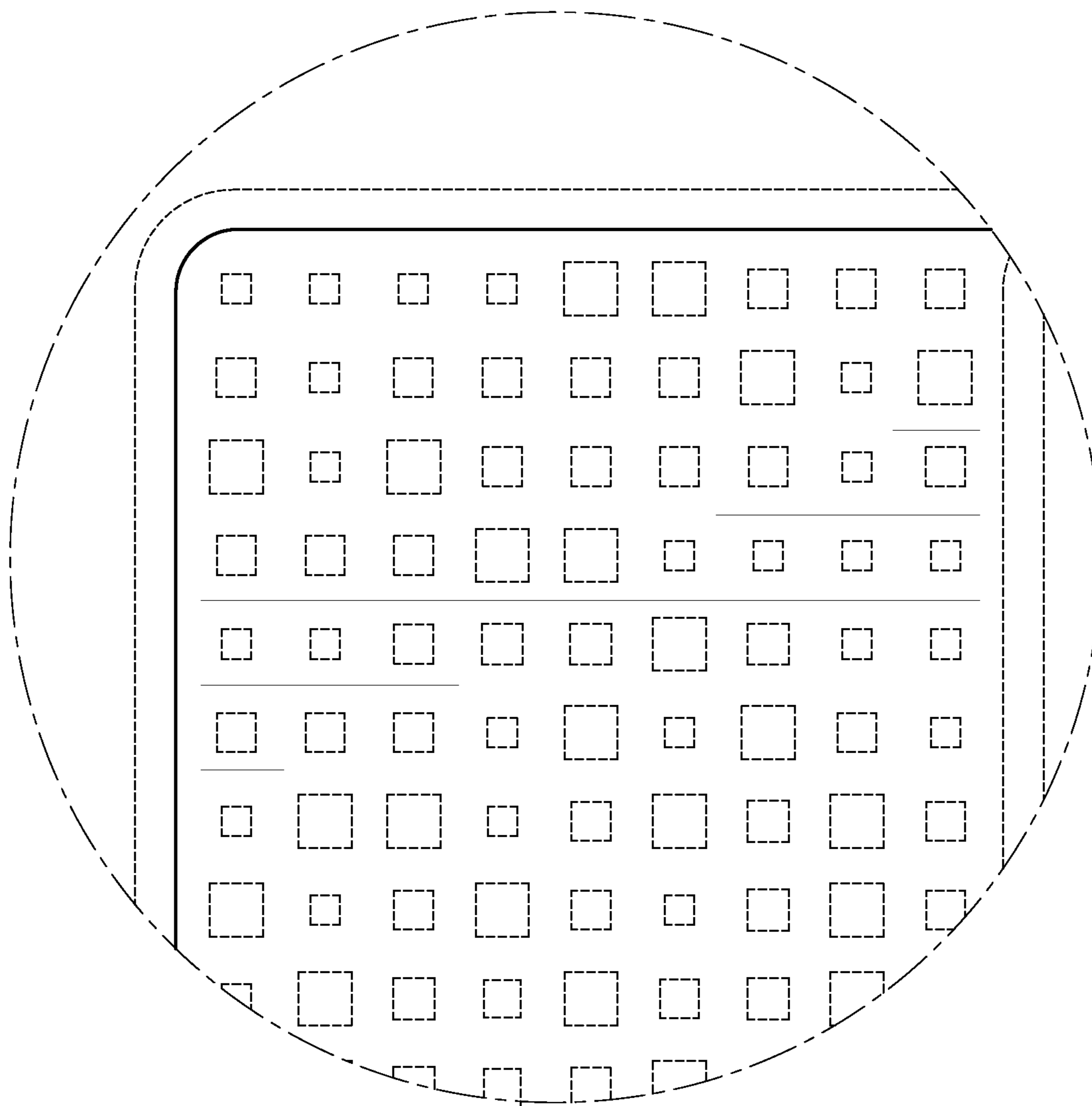


FIG. 16




FIG. 17




FIG. 18

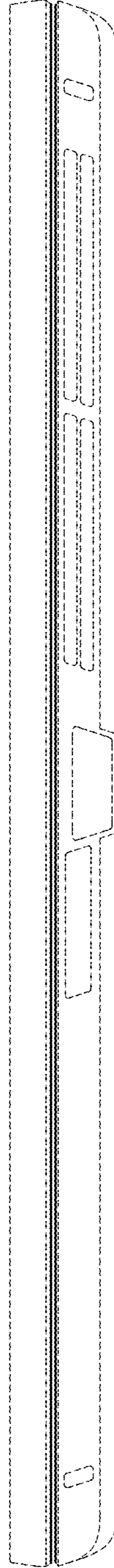


FIG. 19

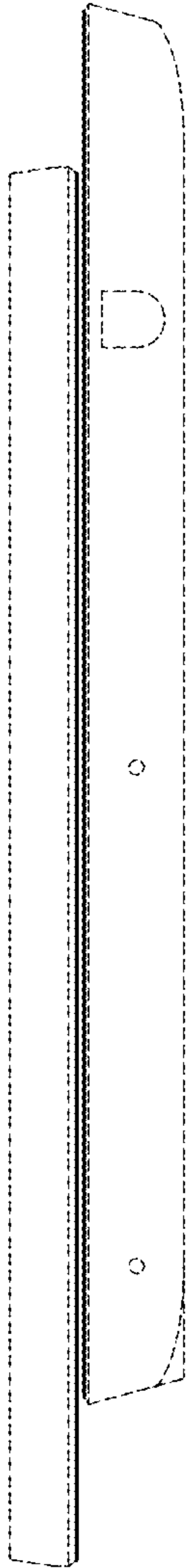


FIG. 20




FIG. 21




FIG. 22




FIG. 23