



US00D974306S

(12) **United States Design Patent**  
**Zhang**

(10) **Patent No.:** **US D974,306 S**  
(45) **Date of Patent:** **\*\* Jan. 3, 2023**

(54) **HOUSING OF WATERPROOF POE NETWORK EXTENDER**

D798,234 S \* 9/2017 Bryant ..... D13/110  
D894,905 S \* 9/2020 Liu ..... D14/433  
D906,258 S \* 12/2020 Yang ..... D13/154  
2011/0021069 A1\* 1/2011 Hu ..... H01B 11/203  
439/578

(71) Applicant: **Gol Bong (Hong Kong) Technologies Co., Limited**, Hong Kong (CN)

(72) Inventor: **Zurong Zhang**, Guangzhou (CN)

(73) Assignee: **Gol Bong (Hong Kong) Technologies Co., Limited**, Hong Kong (CN)

(\*\*) Term: **15 Years**

(21) Appl. No.: **29/820,684**

(22) Filed: **Dec. 23, 2021**

(51) **LOC (14) Cl.** ..... **13-03**

(52) **U.S. Cl.**  
USPC ..... **D13/151**

(58) **Field of Classification Search**  
USPC ..... D13/151, 154, 133  
CPC ..... H01R 13/622; H04L 12/10  
See application file for complete search history.

(56) **References Cited**

**U.S. PATENT DOCUMENTS**

D245,977 S \* 10/1977 Mouttet ..... D13/133  
7,457,250 B2 \* 11/2008 Austermann, III .... H01R 24/64  
340/568.1  
7,499,616 B2 \* 3/2009 Aronson ..... G02B 6/4284  
385/100  
D605,595 S \* 12/2009 Thomas ..... D13/133  
7,712,976 B2 \* 5/2010 Aronson ..... G02B 6/4284  
385/100  
D693,767 S \* 11/2013 Zaslavsky ..... D13/110

**OTHER PUBLICATIONS**

Amazon.com. Waterproof Direct Burial PoE Extender by Fastcabling. Date accessed: Sep. 2022. Date first available: Jan. 2021. <https://www.amazon.com/Waterproof-Extender-Ethernet-Extension-Breaking/dp/B08SC4LXP2> (Year: 2021).\*

\* cited by examiner

*Primary Examiner* — Jennifer O King

(74) *Attorney, Agent, or Firm* — Bay State IP, LLC

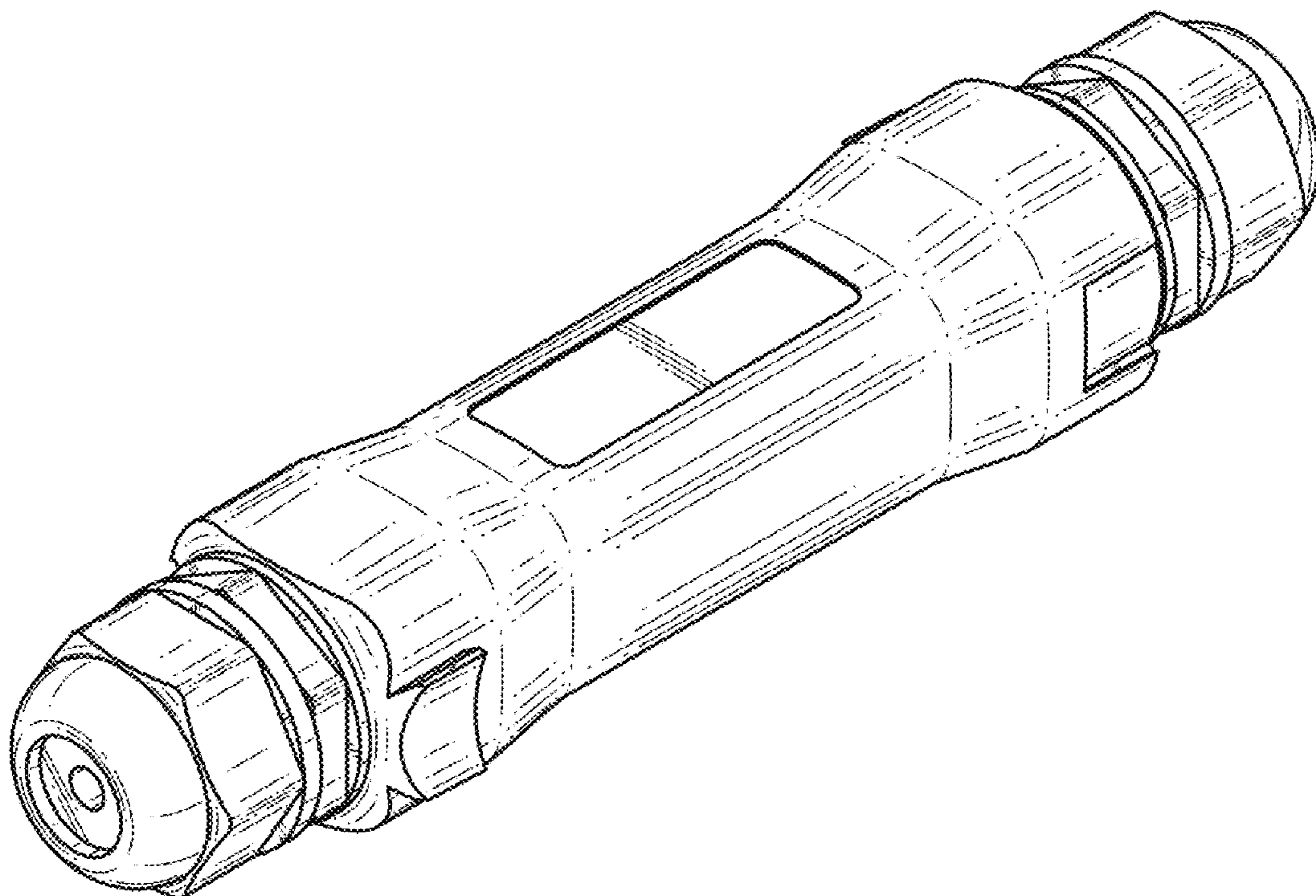
(57) **CLAIM**

The ornamental design for a housing of waterproof PoE network extender, as shown and described.

**DESCRIPTION**

FIG. 1 is a perspective view of a housing of waterproof PoE network extender showing our new design;  
FIG. 2 is a front view thereof;  
FIG. 3 is a back view thereof;  
FIG. 4 is a left-side view thereof;  
FIG. 5 is a right-side view thereof;  
FIG. 6 is a top view thereof; and,  
FIG. 7 is a bottom view thereof.

**1 Claim, 7 Drawing Sheets**



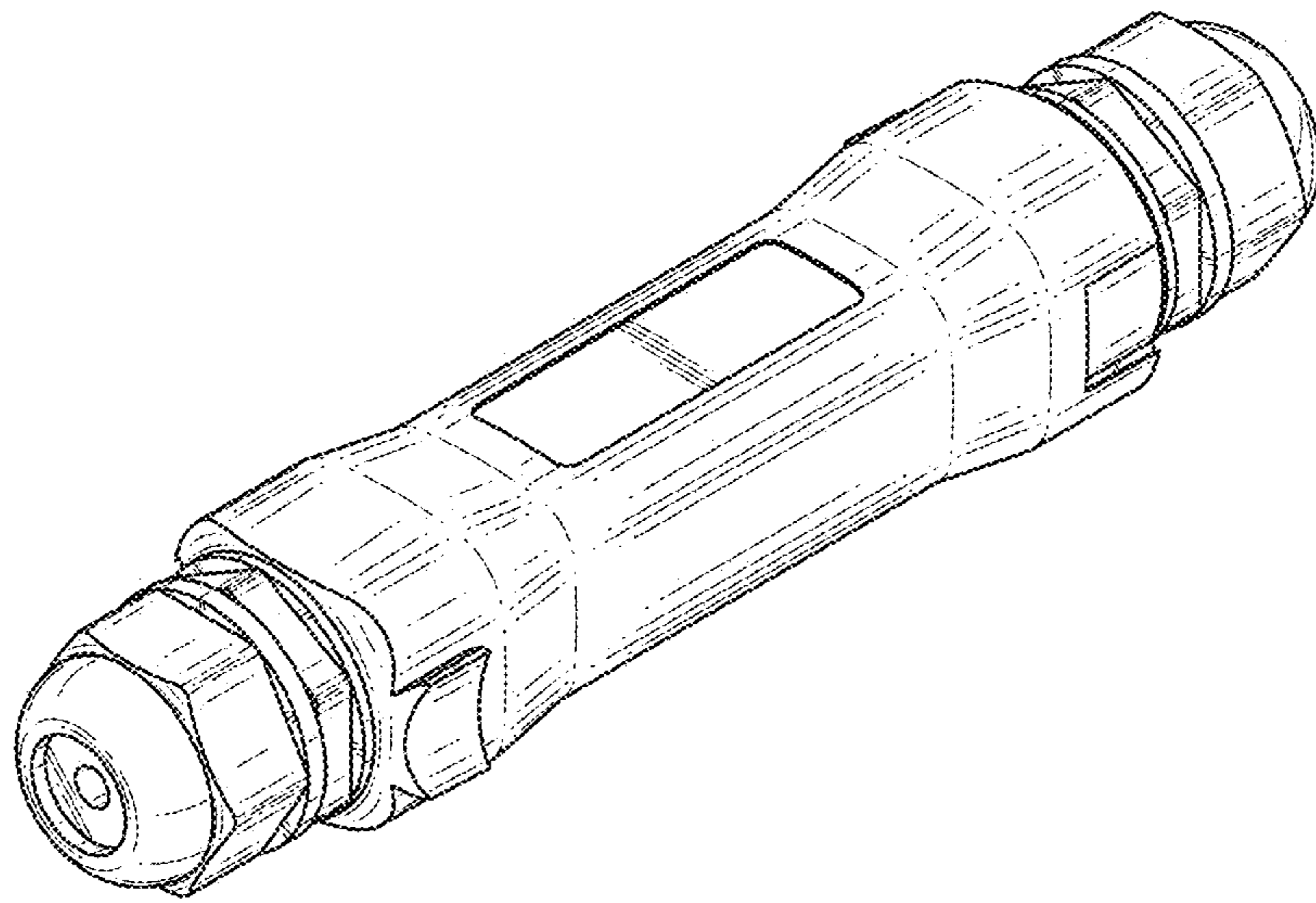


FIG. 1




FIG. 2




FIG. 3

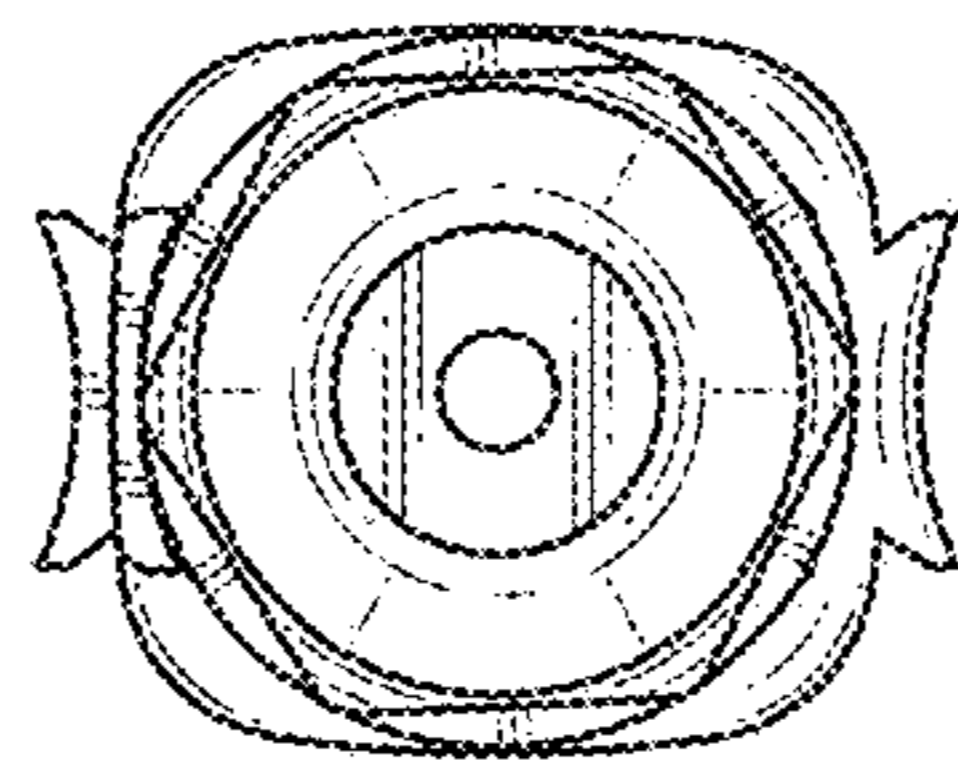


FIG. 4

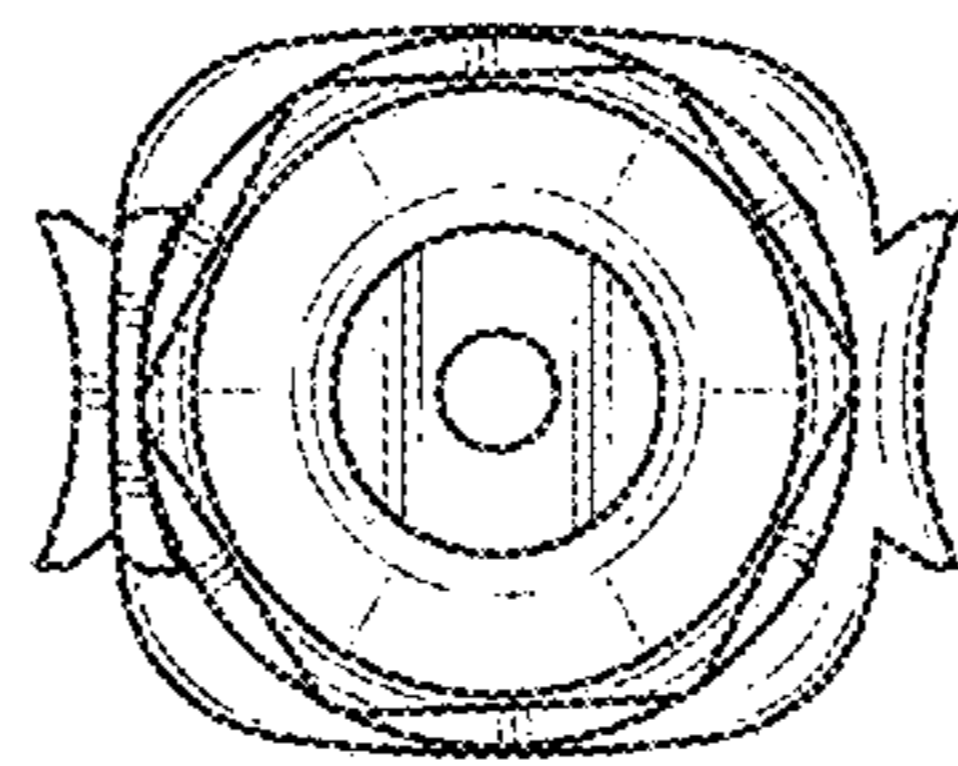


FIG. 5

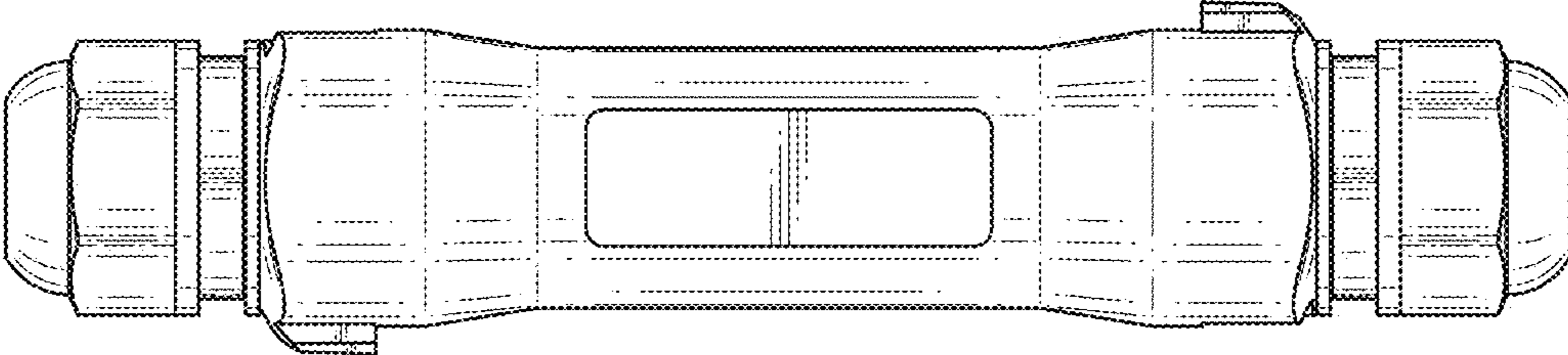


FIG. 6

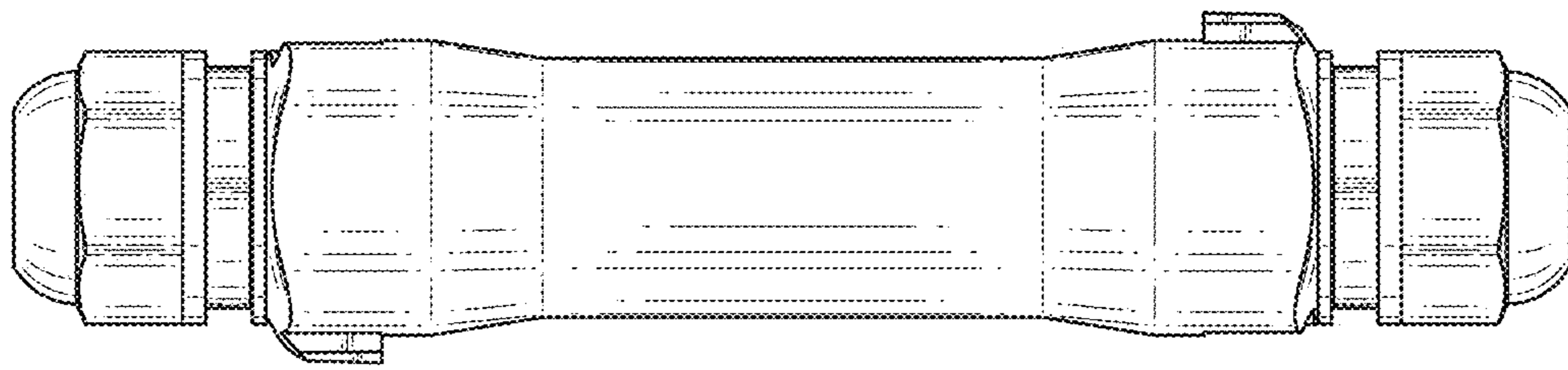


FIG. 7