



US00D974305S

(12) **United States Design Patent**
Kobayashi et al.

(10) **Patent No.:** **US D974,305 S**

(45) **Date of Patent:** **** Jan. 3, 2023**

(54) **INDUSTRIAL AUTOMATION GATEWAY**

(56) **References Cited**

(71) Applicant: **OMRON Corporation**, Kyoto (JP)

U.S. PATENT DOCUMENTS

(72) Inventors: **Ryosuke Kobayashi**, Kusatsu (JP);
Heita Nada, Ritto (JP); **Naoki Shimada**, Kusatsu (JP)

D544,836 S *	6/2007	Sichner	D13/151
D729,171 S *	5/2015	Dietel	D13/147
D731,980 S *	6/2015	Dietel	D13/147
D736,713 S *	8/2015	Sekine	D13/147
D825,472 S *	8/2018	Yamanaka	D13/155
2006/0025000 A1 *	2/2006	Reker	H01R 13/562 439/281

(73) Assignee: **OMRON Corporation**, Kyoto (JP)

(**) Term: **15 Years**

* cited by examiner

(21) Appl. No.: **29/727,109**

Primary Examiner — Derrick E Holland

(22) Filed: **Mar. 9, 2020**

(74) *Attorney, Agent, or Firm* — Capitol City TechLaw

(30) **Foreign Application Priority Data**

(57) **CLAIM**

Oct. 4, 2019 (JP) 2019-022352

The ornamental design for an industrial automation gateway,
as shown and described.

(51) **LOC (14) Cl.** **13-03**

DESCRIPTION

(52) **U.S. Cl.**

USPC **D13/147**

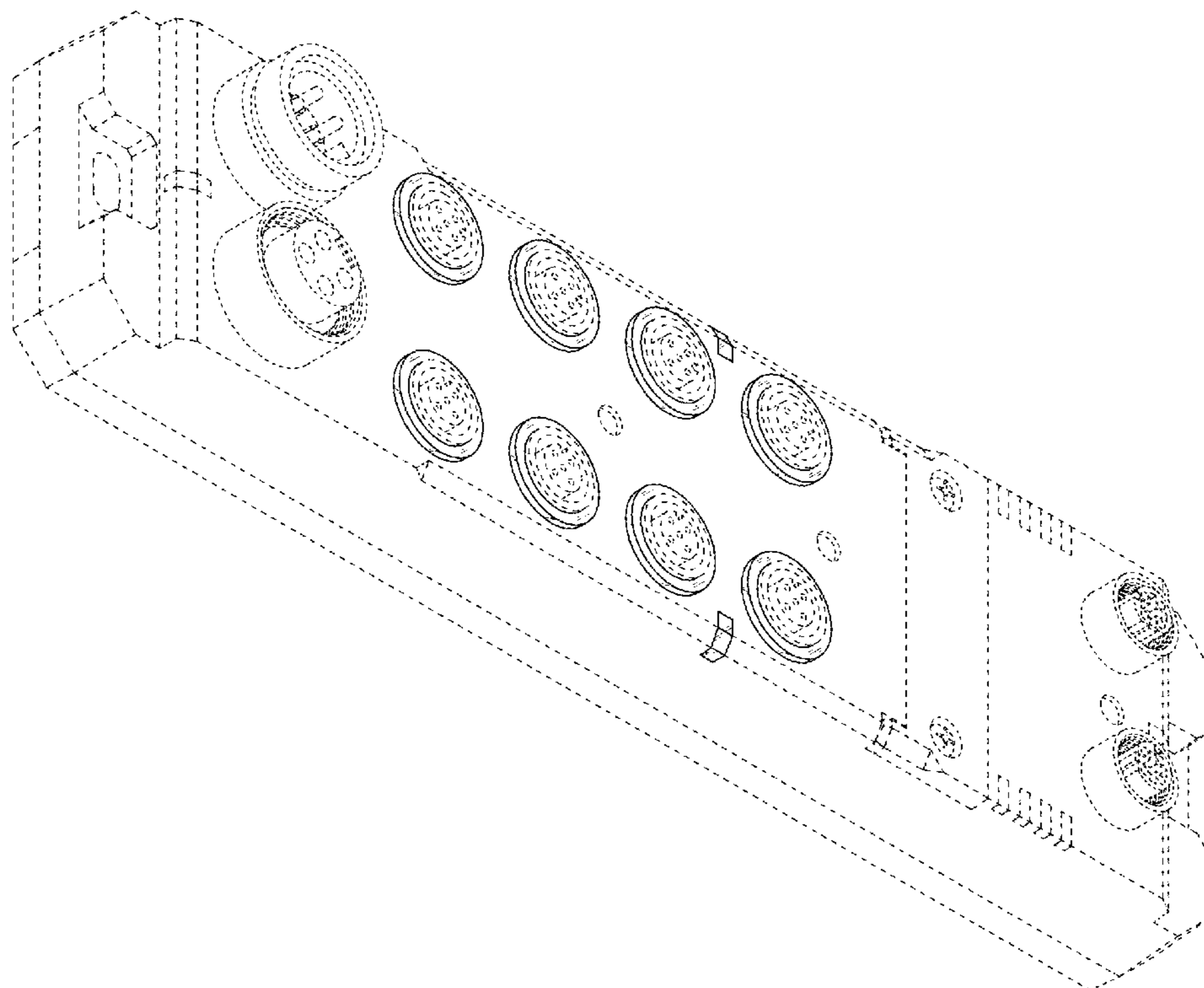
(58) **Field of Classification Search**

USPC D13/101, 110, 118, 119, 120, 123, 133,
D13/137.1, 138.1, 138.2, 146, 147, 151,
D13/162.1, 184, 199; D14/356, 357, 358,
D14/432, 433, 434

CPC H01R 13/52; H01R 13/56; H01R 13/405;
H01R 13/5202; H01R 13/5227; H01R
13/6272; H02J 7/00; H02J 7/0045; H02J
7/0052; Y02T 90/14; Y02T 10/7072;
B60L 11/182; B60L 11/1818; G02B 6/38;
G02B 6/4416

See application file for complete search history.

1 Claim, 5 Drawing Sheets



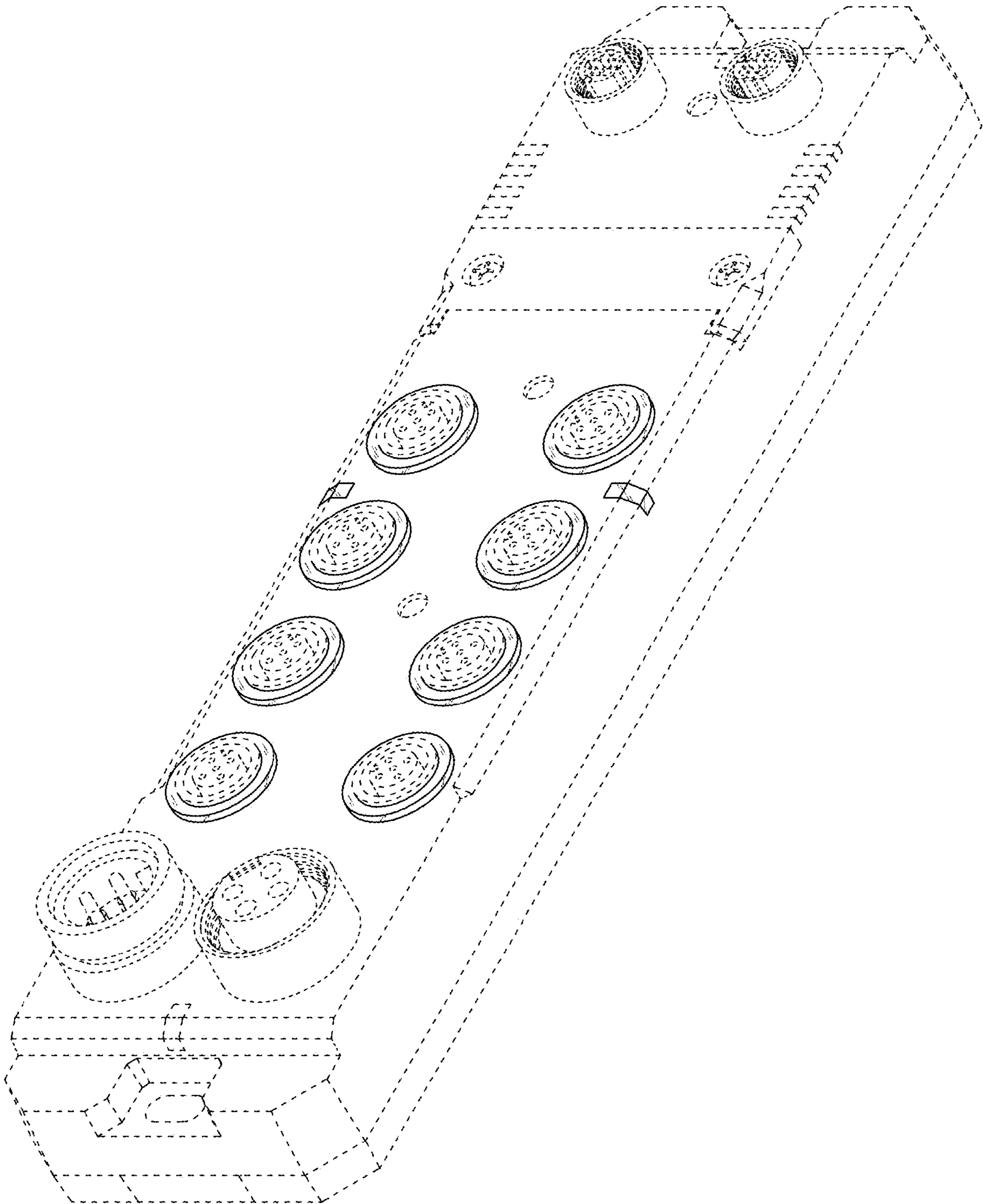


Fig. 1

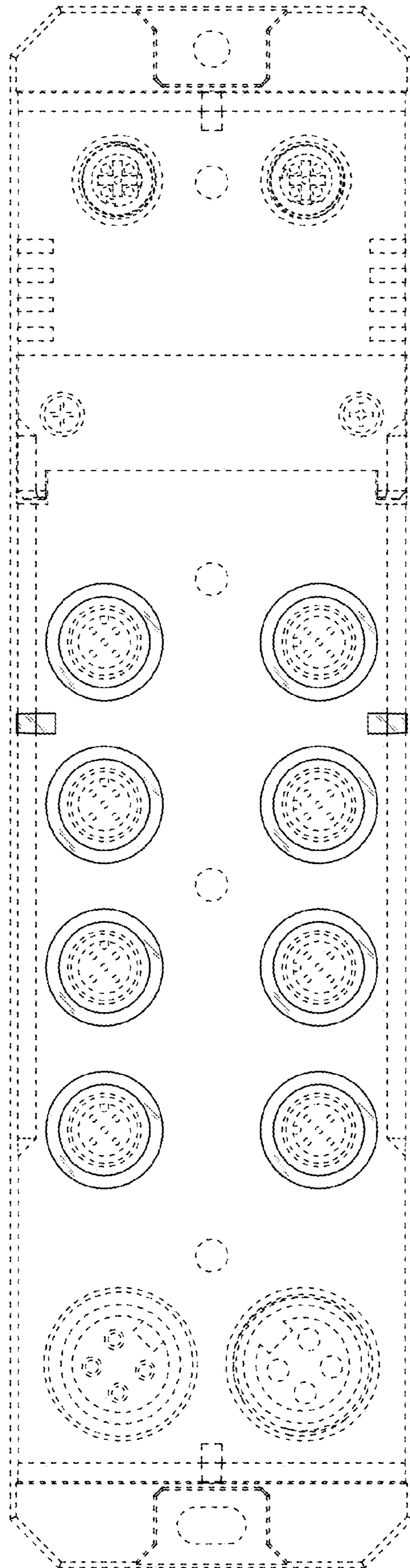


Fig. 2




Fig. 3

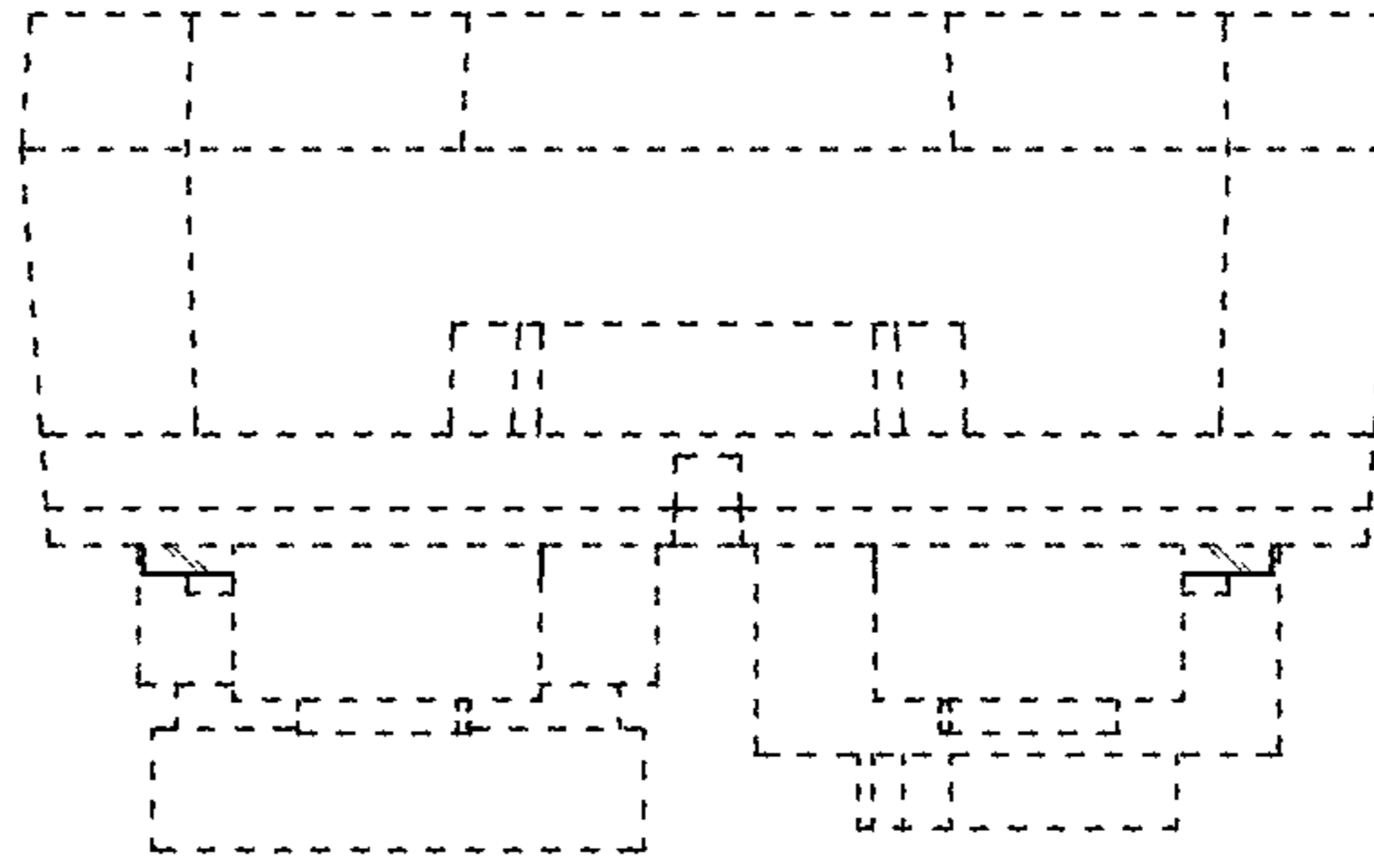


Fig. 5

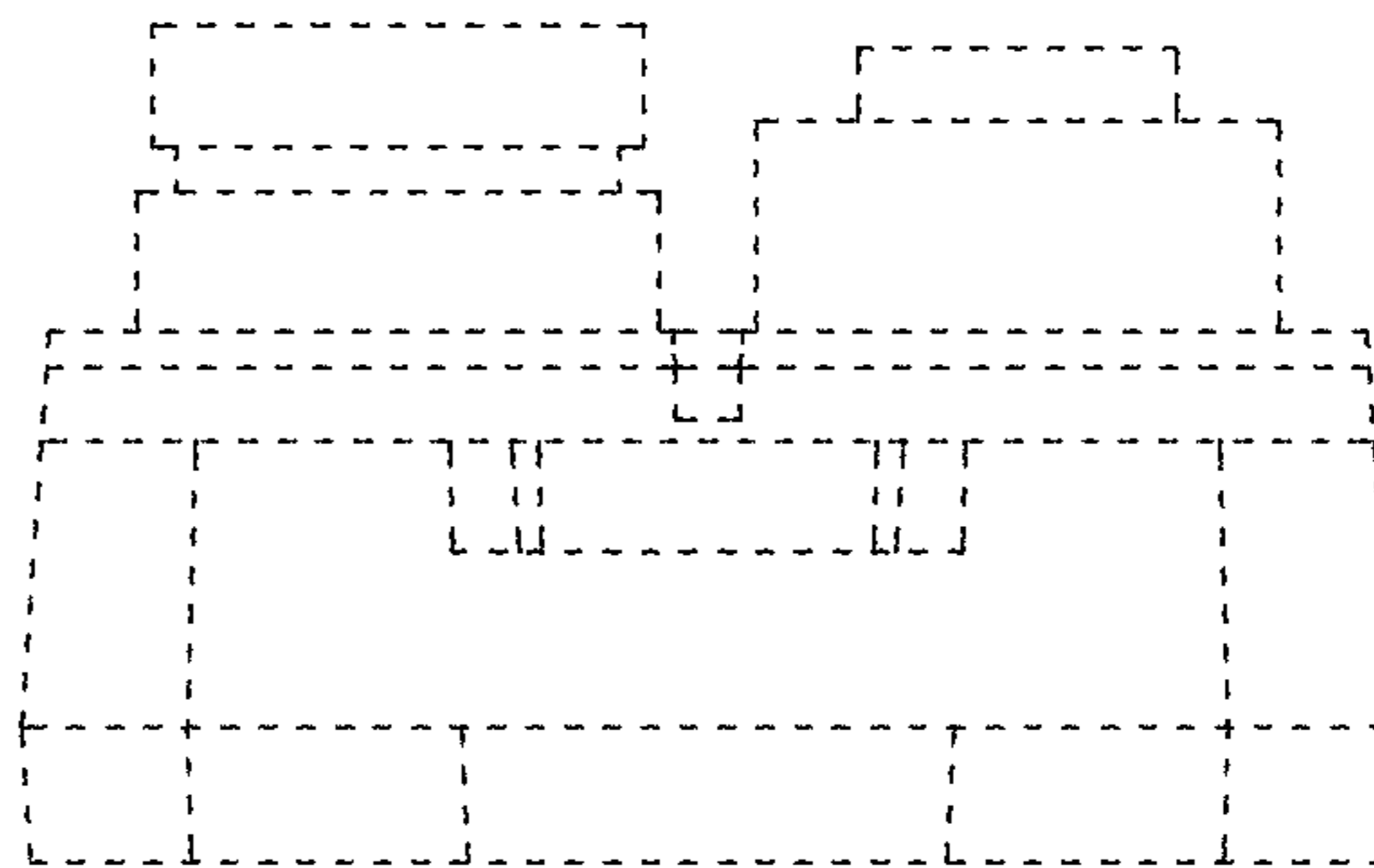


Fig. 4

Fig. 6

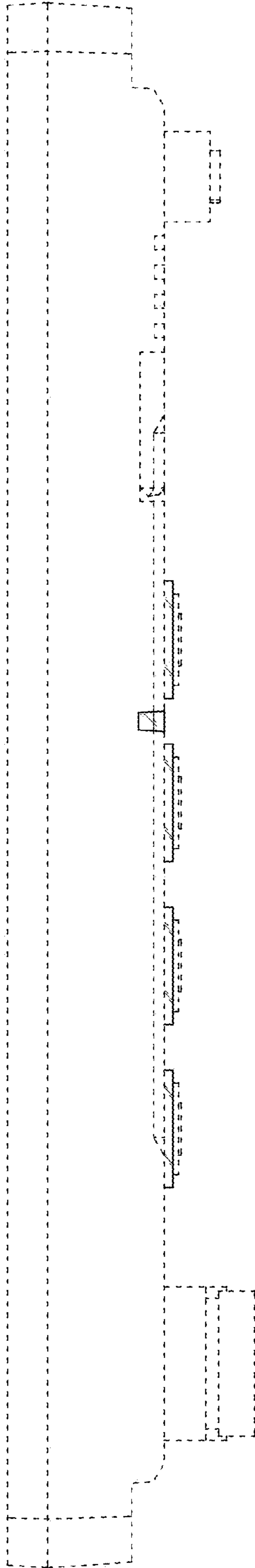


Fig. 7

