



US00D974295S

(12) **United States Design Patent** (10) **Patent No.:** **US D974,295 S**  
**Miao** (45) **Date of Patent:** **\*\* Jan. 3, 2023**

(54) **WIRELESS CHARGER WITH RING**

(71) Applicant: **GUANGZHOU HEIMAN SCIENCE AND TECHNOLOGY CO., LTD.**,  
Guangzhou (CN)

(72) Inventor: **Bin Miao**, Guangzhou (CN)

(\*\*) Term: **15 Years**

(21) Appl. No.: **29/796,751**

(22) Filed: **Jun. 25, 2021**

(51) **LOC (14) Cl.** ..... **13-02**

(52) **U.S. Cl.**  
USPC ..... **D13/108**

(58) **Field of Classification Search**  
USPC ..... D13/107–108, 110, 118–119, 184, 199;  
D14/251, 253, 432, 434, 447  
CPC .. H02J 7/025; H02J 7/005; H02J 50/00; H02J  
50/10; H02J 50/12; H02J 50/80; H02J  
7/02; H02J 7/0026; H02J 7/0042; H02J  
7/0044; H02J 7/0045; H02J 7/0013; H02J  
7/0003

See application file for complete search history.

(56) **References Cited**

**U.S. PATENT DOCUMENTS**

D720,288 S	12/2014	Ko	
D722,962 S *	2/2015	Kim	D13/108
D727,259 S *	4/2015	Hwang	D13/108
D748,575 S	2/2016	Bulgarov et al.	
D749,596 S *	2/2016	Khodapanah	D14/447
D772,813 S	11/2016	Wahl	
D774,454 S	12/2016	Kim et al.	
D786,791 S *	5/2017	Jeong	D13/108
D788,034 S *	5/2017	Gschwandtl	D13/108
D812,556 S *	3/2018	Xu	D13/103
D832,782 S	11/2018	Leabman	
D832,783 S	11/2018	Leabman	
D845,897 S *	4/2019	Kim	D13/108
D850,371 S *	6/2019	Yun	D13/108
D852,738 S *	7/2019	Backett	D13/108

D865,664 S *	11/2019	Liao	D13/108
D865,666 S *	11/2019	Roberts	D13/108
D865,667 S *	11/2019	Roberts	D13/108
D866,546 S *	11/2019	Stillwell	D14/251
D874,454 S *	2/2020	Lederer	D14/251
D875,041 S *	2/2020	Chen	D13/108
D876,356 S *	2/2020	Tanaka	D13/123
D881,122 S	4/2020	Yao et al.	
D886,053 S	6/2020	Lee	
D886,736 S *	6/2020	Worthy	D13/110
D887,974 S *	6/2020	Chen	D13/108
D890,095 S *	7/2020	Liao	D13/110
D894,183 S	8/2020	Min et al.	

(Continued)

**OTHER PUBLICATIONS**

“iPhone 13 Magnetic Wireless Charger—Mag Charging and 20W USB-C Fast Wall Plug Compatible with iPhone 13/13 Pro / 13 Pro Max / 13 Mini/ 12/12 Mini/ 12 Pro/12 Pro Max/AirPods Pro—Black”, Amazon.com, first available on May 15, 2021. <<https://www.amazon.com/dp/B094Z57N5X/?th=1>>. (Year: 2021).\*

*Primary Examiner* — Rosemary K Tarcza

(74) *Attorney, Agent, or Firm* — Xiaofang Zhong

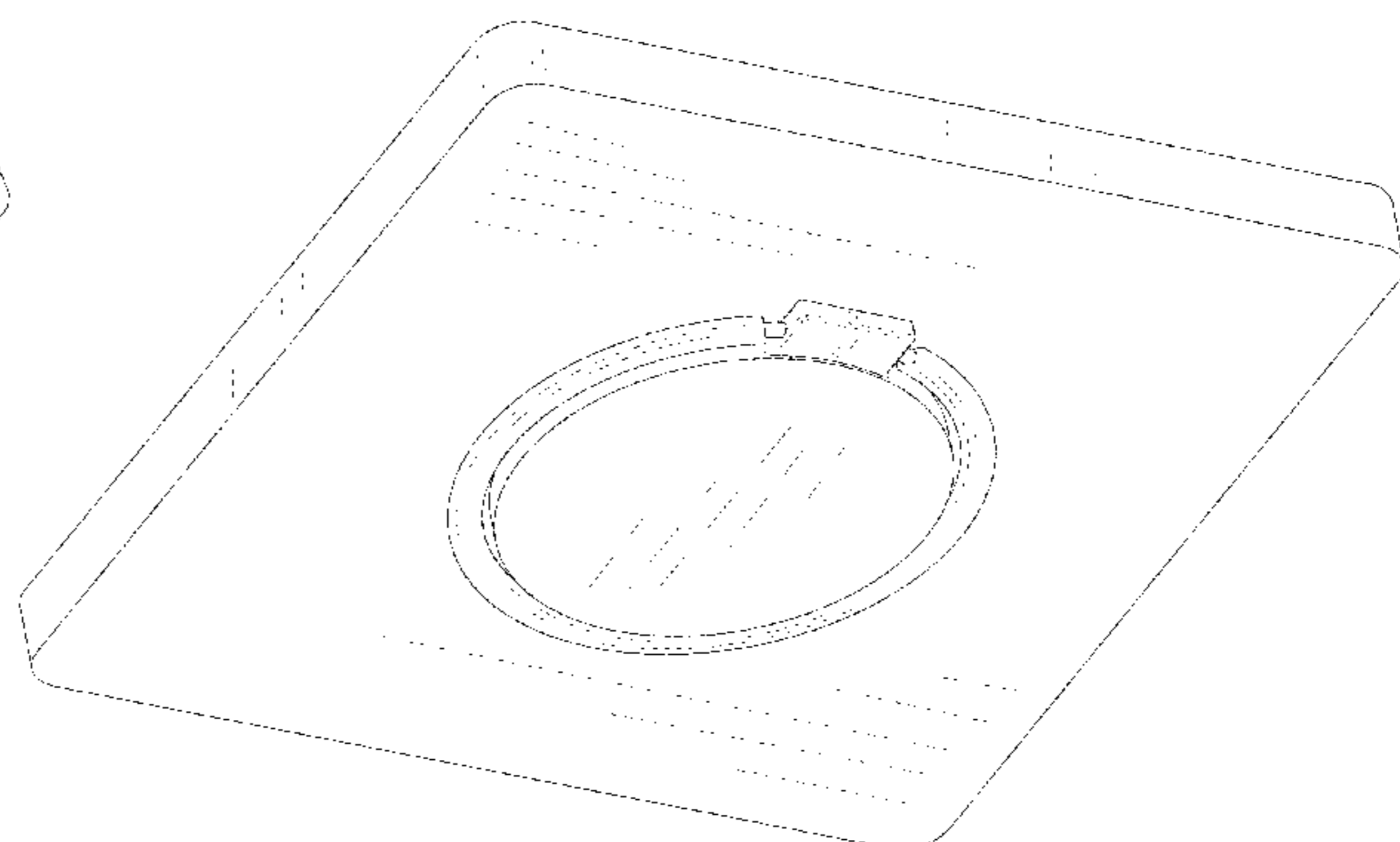
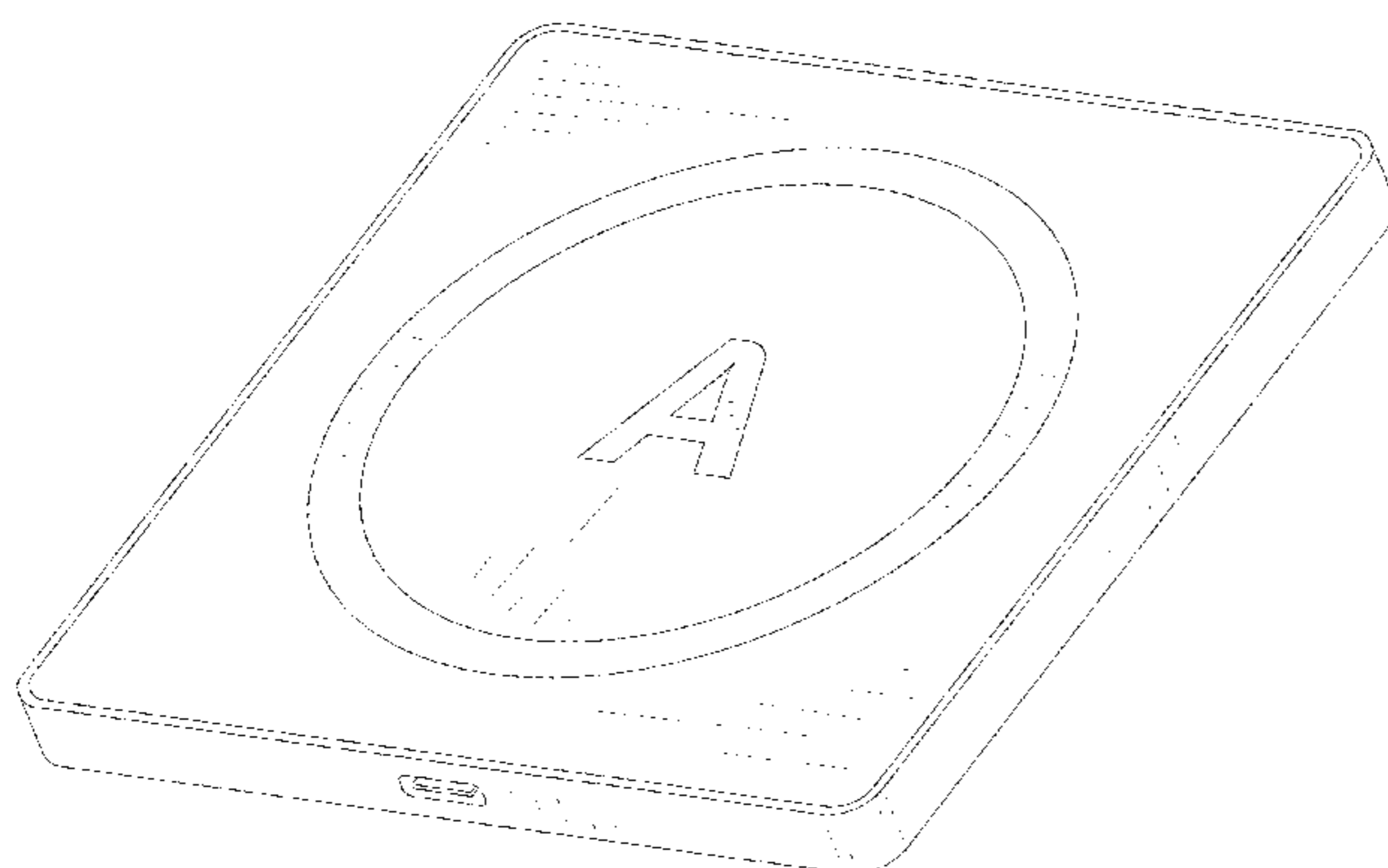
(57) **CLAIM**

The ornamental design for a wireless charger with ring, as shown and described.

**DESCRIPTION**

FIG. 1 is a perspective view of a wireless charger with ring showing my new design;  
FIG. 2 is another perspective view of the wireless charger with ring thereof;  
FIG. 3 is a front elevational view thereof;  
FIG. 4 is a back elevational view thereof;  
FIG. 5 is a right side view thereof;  
FIG. 6 is a left side view thereof;  
FIG. 7 is a top plan view thereof; and,  
FIG. 8 is a bottom plan view thereof.

**1 Claim, 8 Drawing Sheets**



(56)

**References Cited**

U.S. PATENT DOCUMENTS

D894,191	S	*	8/2020	Turksu .....	D14/434
D899,359	S		10/2020	Zhang et al.	
D906,959	S	*	1/2021	Turksu .....	D13/108
D907,043	S	*	1/2021	Turksu .....	D14/434
D911,955	S	*	3/2021	Turksu .....	D13/108
D912,636	S		3/2021	Matthews et al.	
D935,394	S	*	11/2021	Qiu .....	D13/108
D936,572	S	*	11/2021	Turksu .....	D13/108
D937,764	S	*	12/2021	Akana .....	D13/107
D951,955	S	*	5/2022	Turksu .....	D14/434
D952,562	S	*	5/2022	Akana .....	D13/119
D960,882	S	*	8/2022	Spinella .....	D13/108
2022/0069600	A1	*	3/2022	Patel .....	H02J 7/0045

\* cited by examiner

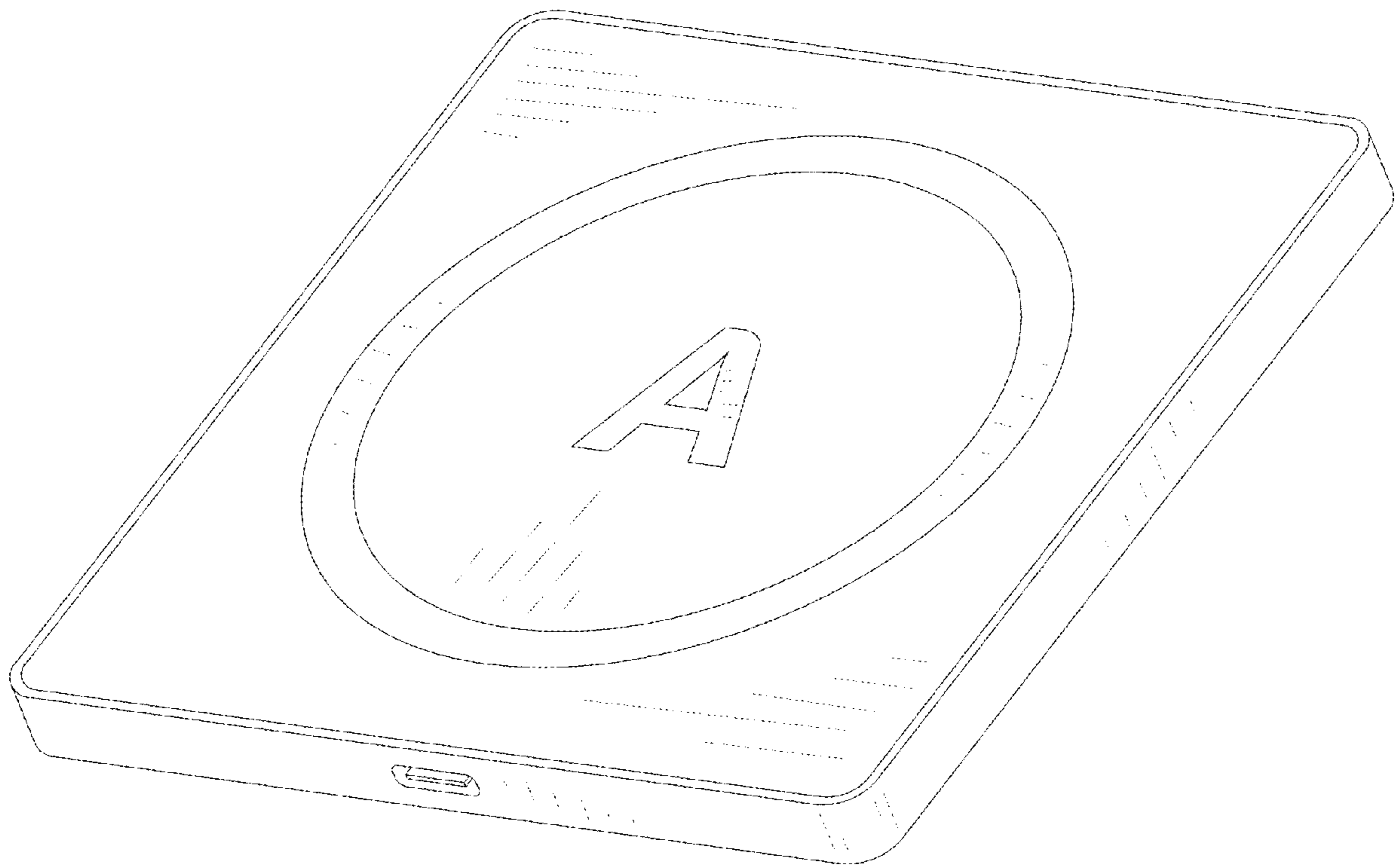


FIG.1

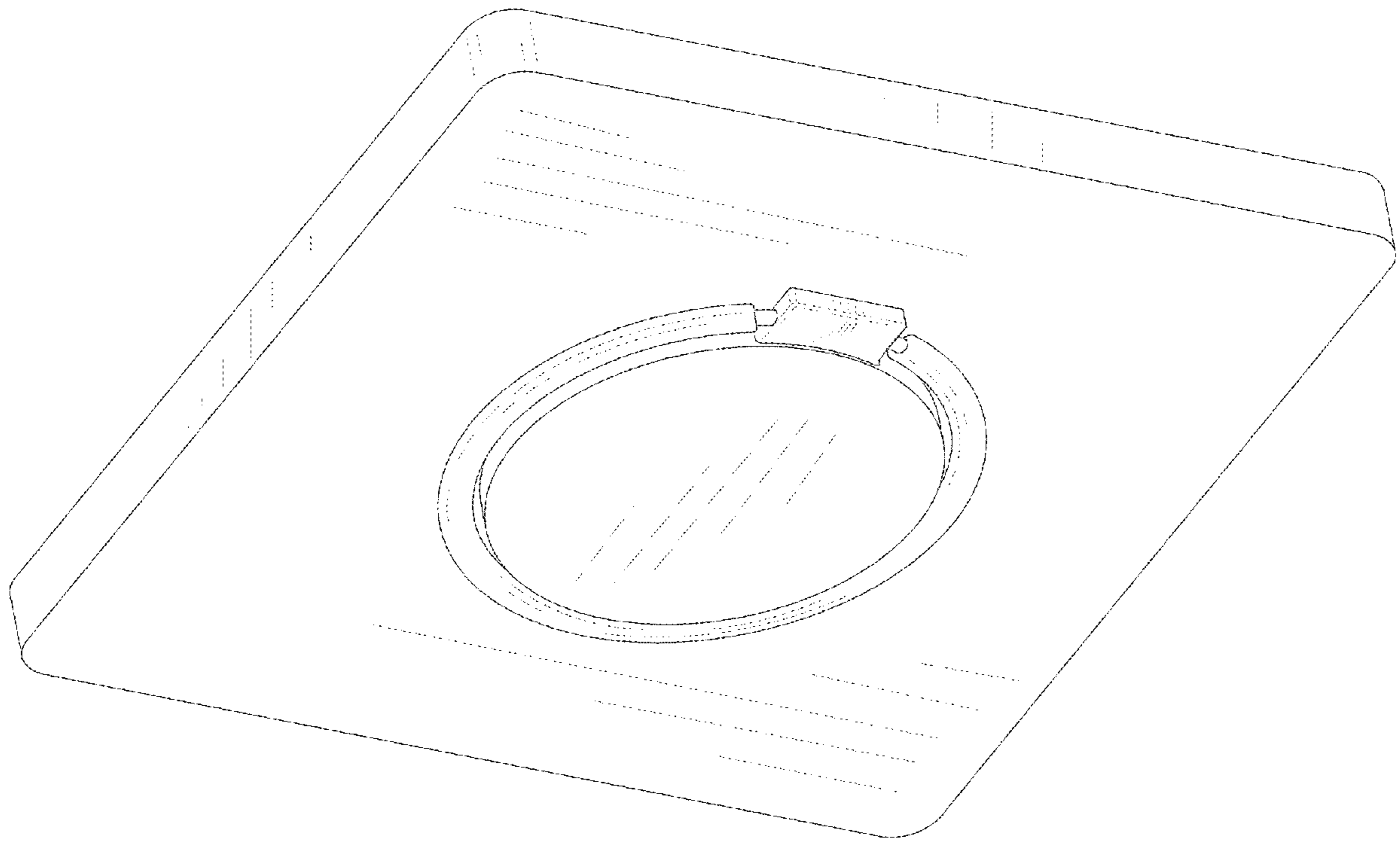


FIG. 2

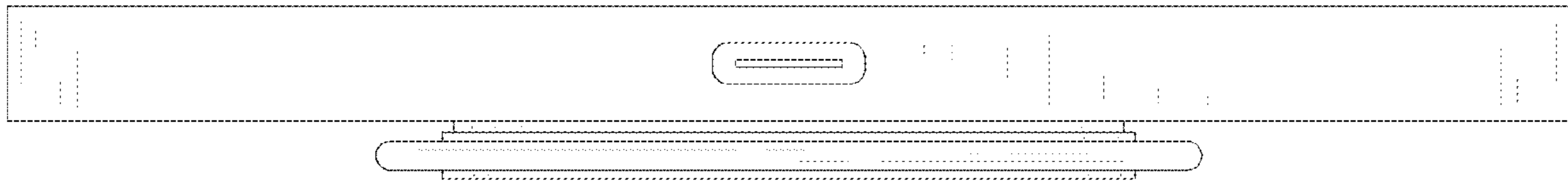


FIG.3

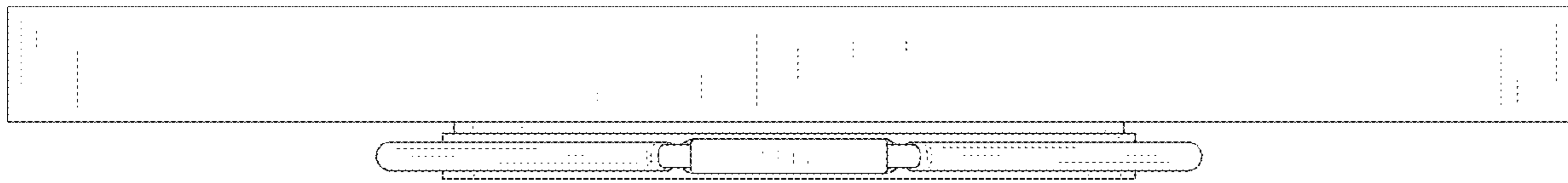


FIG.4

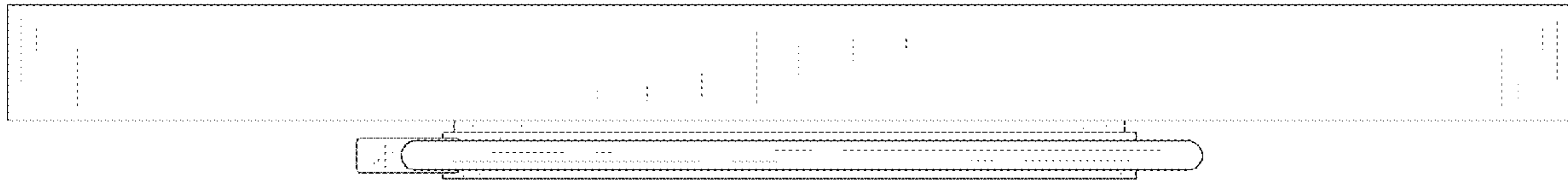


FIG.5

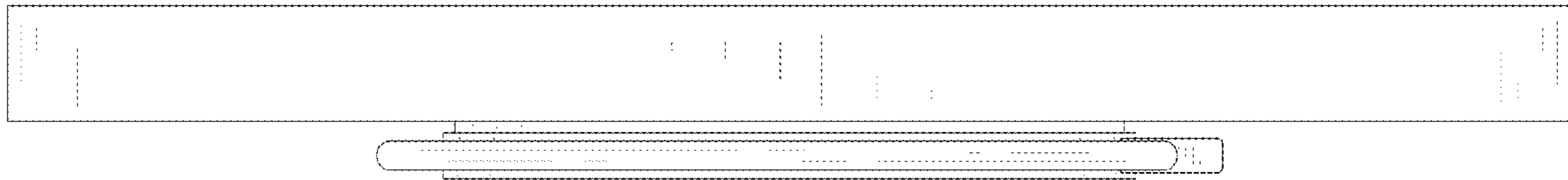


FIG.6






FIG. 7




FIG. 8