



US00D974257S

(12) **United States Design Patent**  
**Weiler et al.**

(10) **Patent No.:** **US D974,257 S**  
(45) **Date of Patent:** **\*\* Jan. 3, 2023**

(54) **DASHBOARD**

FOREIGN PATENT DOCUMENTS

(71) Applicant: **CATERPILLAR INC.**, Peoria, IL (US)

CN 201777147 U 3/2011  
CN 203142413 U 8/2013

(72) Inventors: **Kenneth M. Weiler**, Dunlap, IL (US);  
**Anthony S. Cooksey**, Germantown Hills, IL (US); **Ian A. Tiggemann**, Peoria, IL (US)

(Continued)

(73) Assignee: **Caterpillar Inc.**, Peoria, IL (US)

(\*\*) Term: **15 Years**

(21) Appl. No.: **29/748,075**

(22) Filed: **Aug. 27, 2020**

(51) **LOC (14) Cl.** ..... **12-16**

(52) **U.S. Cl.**  
USPC ..... **D12/192**

(58) **Field of Classification Search**  
USPC ..... D12/86, 90–92, 114, 163, 167, 169–170,  
D12/174, 175, 192, 196, 216, 345, 415;  
D14/126–129, 133, 373, 374, 388, 389;  
D15/17, 28, 14, 15, 22–26, 31, 33  
CPC .... B60R 7/04; B60R 7/06; B60R 7/08; B60K  
37/00; B60K 37/02; B60K 37/04; B60K  
37/06

See application file for complete search history.

(56) **References Cited**

U.S. PATENT DOCUMENTS

D608,265 S *	1/2010	Collins	.....	D12/192
7,823,952 B2	11/2010	Utsugi et al.		
D632,623 S *	2/2011	Nishimura	.....	D12/192
D652,773 S *	1/2012	Kitajima	.....	D12/192
D654,837 S *	2/2012	Riggs	.....	D12/192
D718,200 S *	11/2014	Arnaout	.....	D12/192
D744,008 S *	11/2015	Hanson	.....	D15/28
D778,797 S *	2/2017	Ito	.....	D12/192

(Continued)

OTHER PUBLICATIONS

Plastics, <https://www.plastics.gi/injection-moulding/soft-touch-in-one-press/>, Last accessed Jan. 14, 2021.

(Continued)

*Primary Examiner* — Susan E Krakower

*Assistant Examiner* — Jerry Shiuan-Hua Hsu

(74) *Attorney, Agent, or Firm* — Finnegan, Henderson, Farabow, Garrett & Dunner, LLP.

(57) **CLAIM**

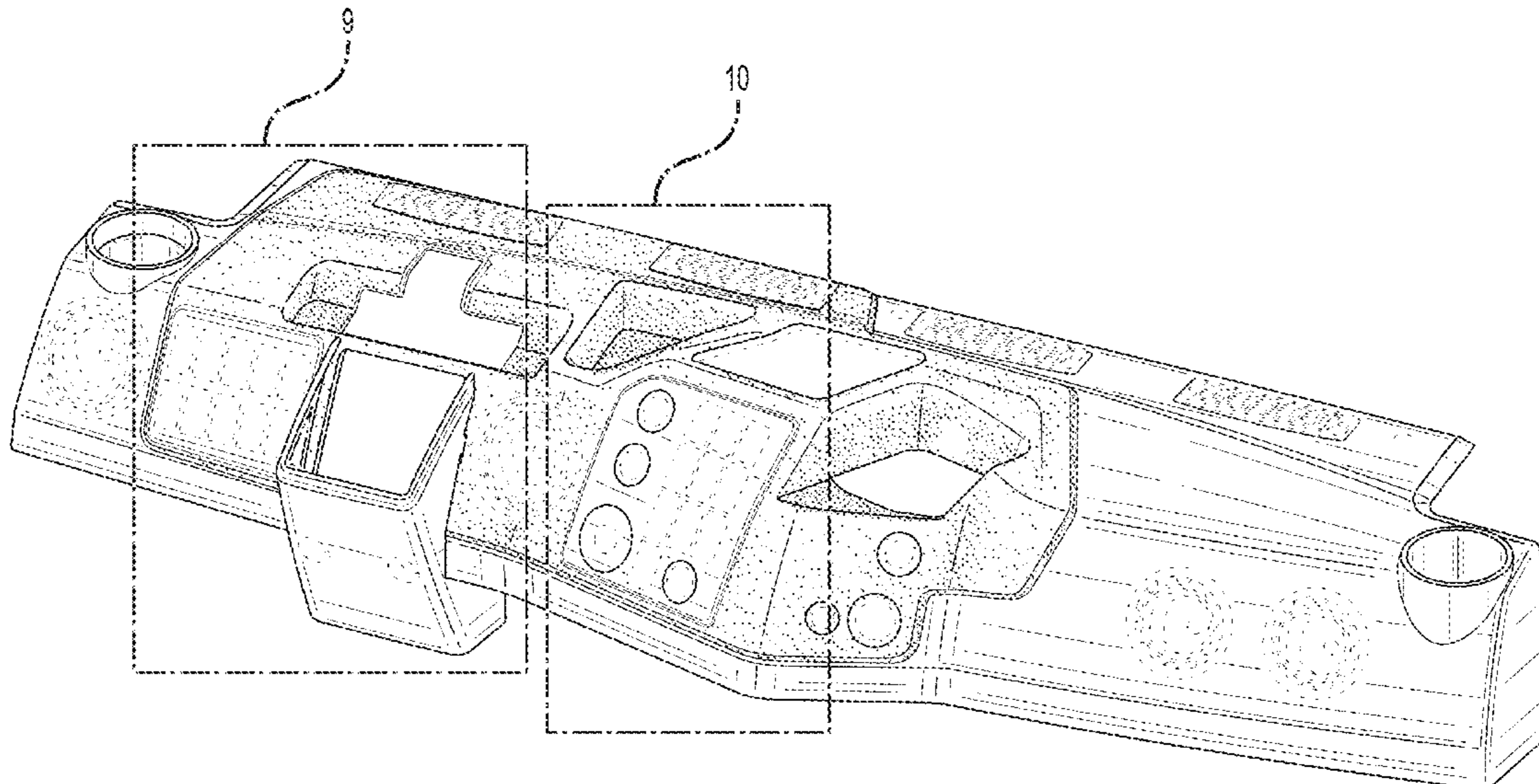
The ornamental design for a dashboard, as shown and described.

**DESCRIPTION**

FIG. 1 is a front, top, right perspective view of a dashboard showing the new design;  
FIG. 2 is a rear, bottom, left perspective view thereof;  
FIG. 3 is front elevation view thereof;  
FIG. 4 is a rear elevation view thereof;  
FIG. 5 is a right-side elevation view thereof;  
FIG. 6 is a left-side elevation view thereof;  
FIG. 7 is a top plan view thereof;  
FIG. 8 is a bottom plan view thereof;  
FIG. 9 is an enlarged partial front, top, left perspective view thereof as indicated in FIG. 1; and,  
FIG. 10 is another enlarged partial front, top, left perspective view thereof indicated in FIG. 1.

The dash-dash broken lines shown in the drawings illustrate portions of the dashboard that form no part of the claimed design. The dash-dot broken lines shown in the drawings illustrate the boundary of the claim and form no part of the claimed design.

**1 Claim, 10 Drawing Sheets**



(56)

**References Cited**

U.S. PATENT DOCUMENTS

D791,663 S \* 7/2017 Gonzalez ..... D12/192  
D793,313 S \* 8/2017 Zimmermann ..... D12/192  
D812,538 S \* 3/2018 Lokers ..... D12/195  
D842,785 S \* 3/2019 Balicki ..... B29C 45/14467  
D12/195

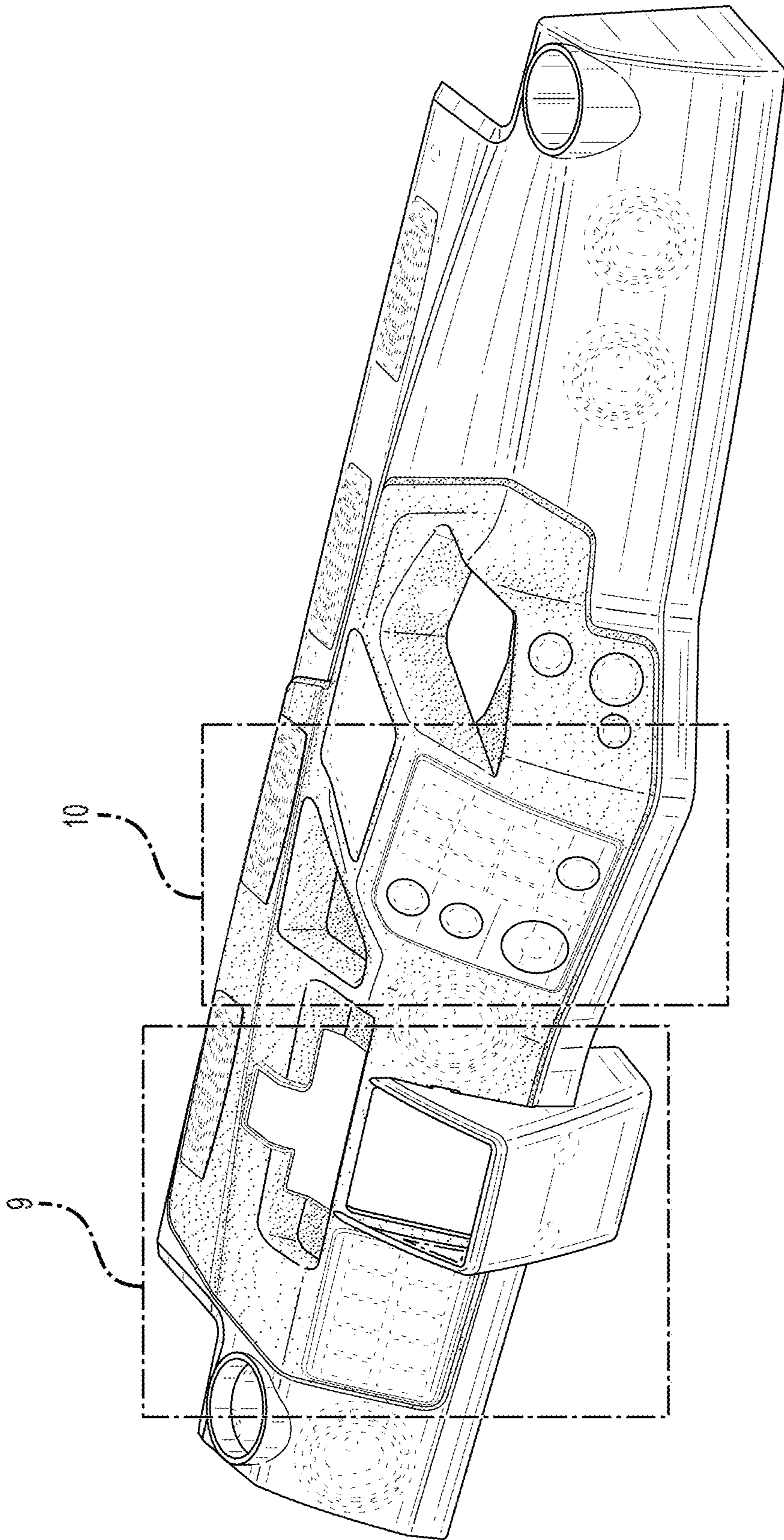
FOREIGN PATENT DOCUMENTS

CN 110385992 A 10/2019  
DE 102015005183 A1 10/2016  
FR 3031939 A3 7/2016

OTHER PUBLICATIONS

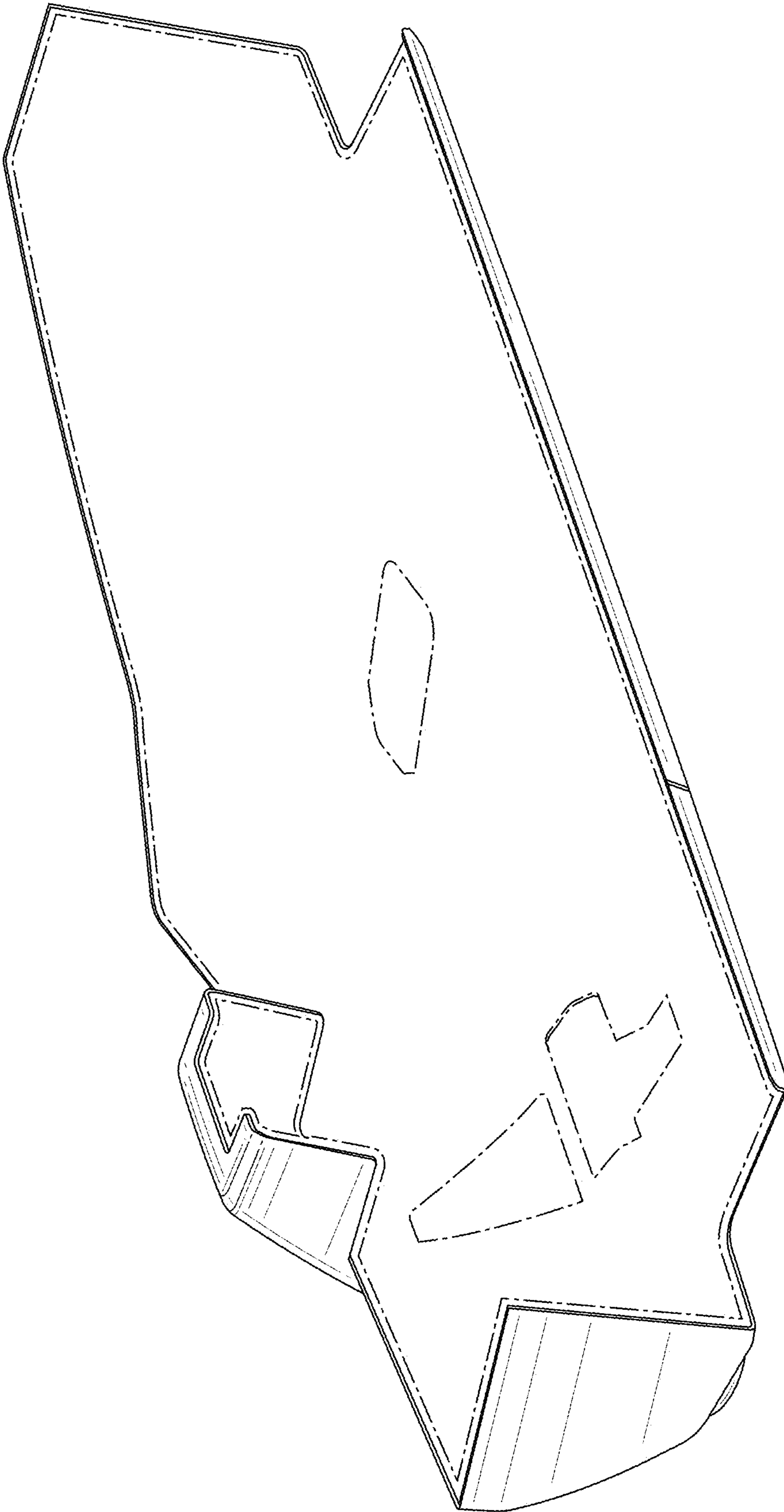
Global Auto Sources Gasgoo, <http://www.gasgoo.com/auto-images/body-parts-364/1309234.html>, Last accessed Jan. 14, 2021.

\* cited by examiner

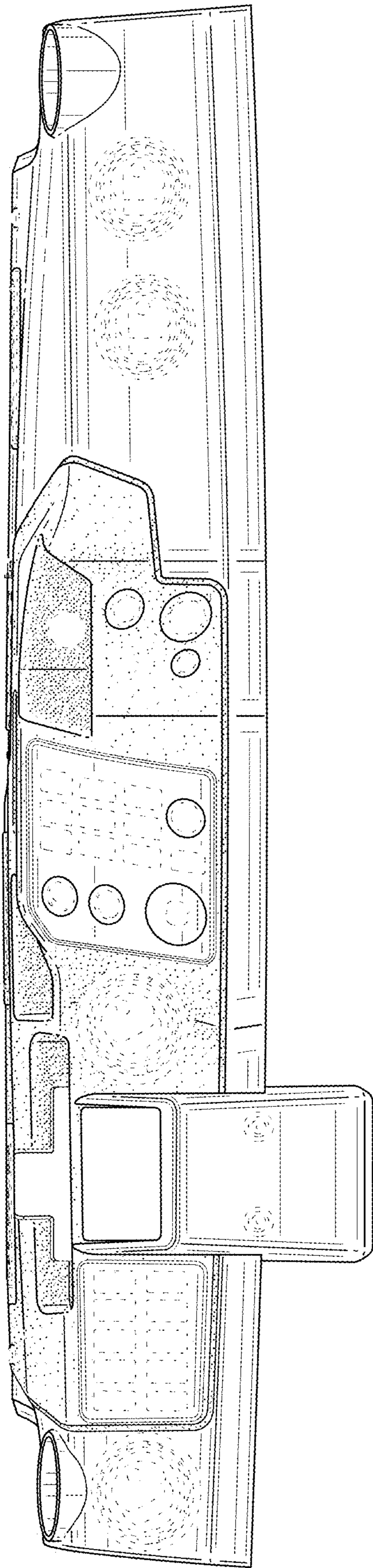


**FIG. 1**






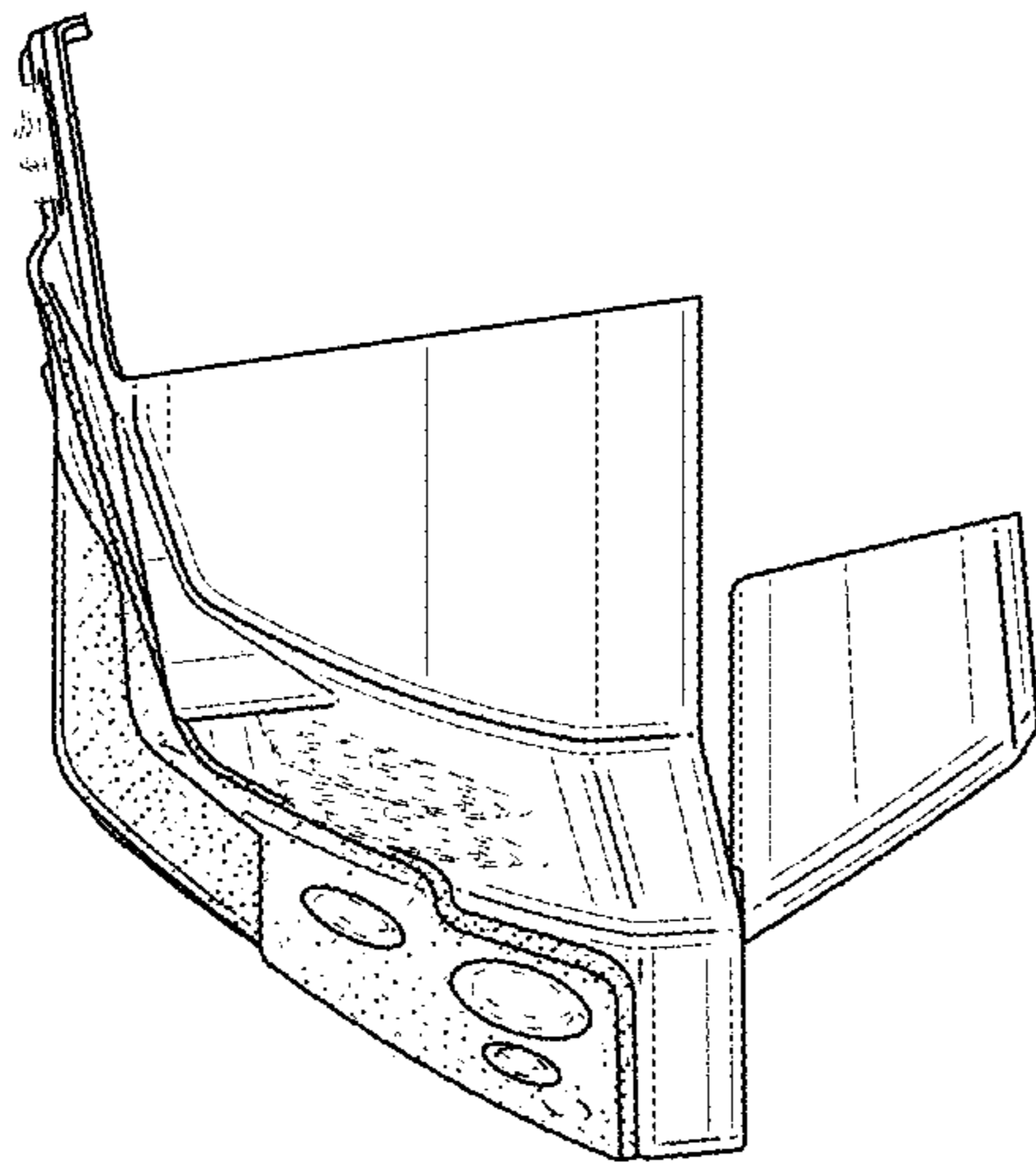
**FIG. 2**



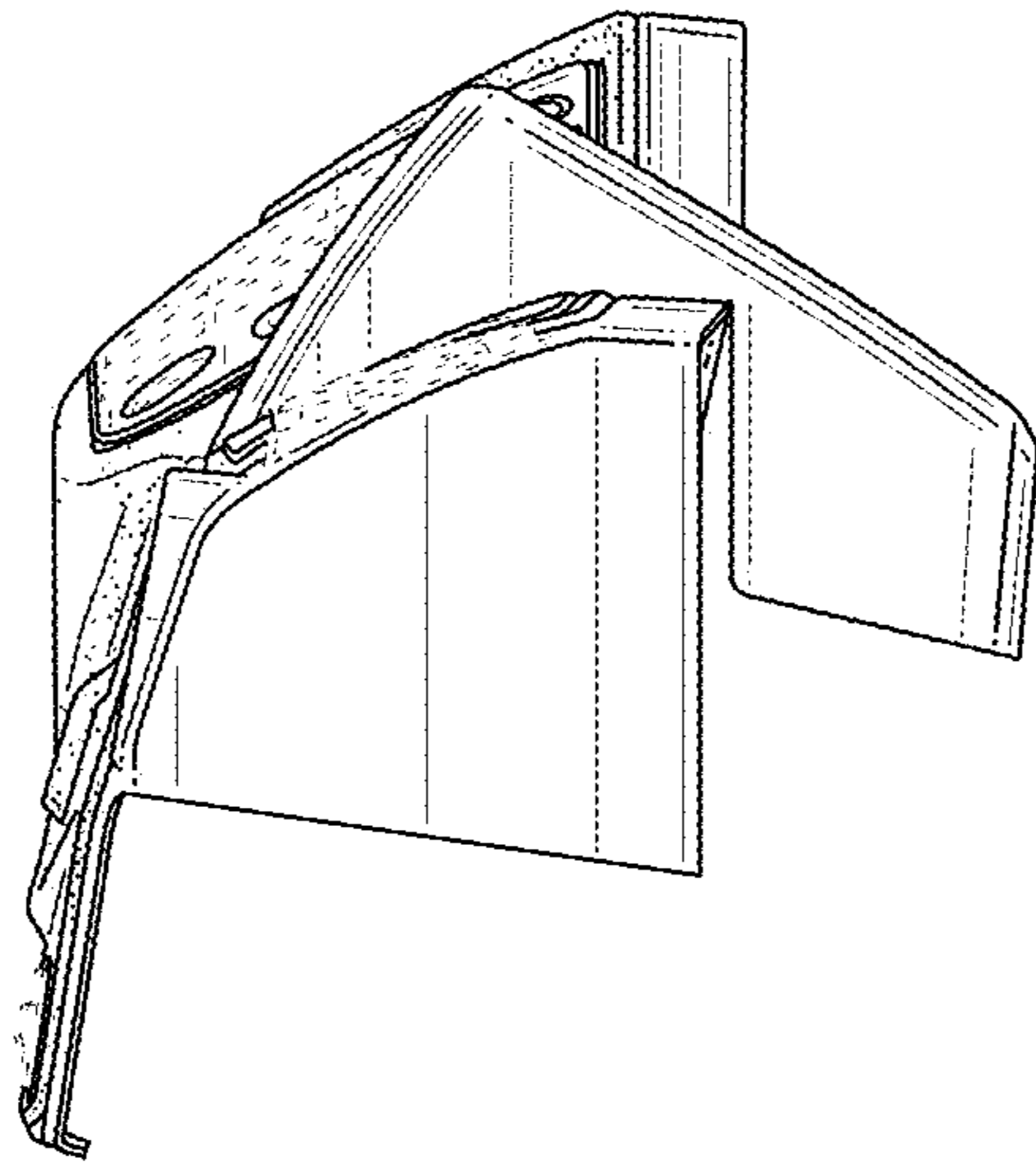
**FIG. 3**



**FIG. 4**

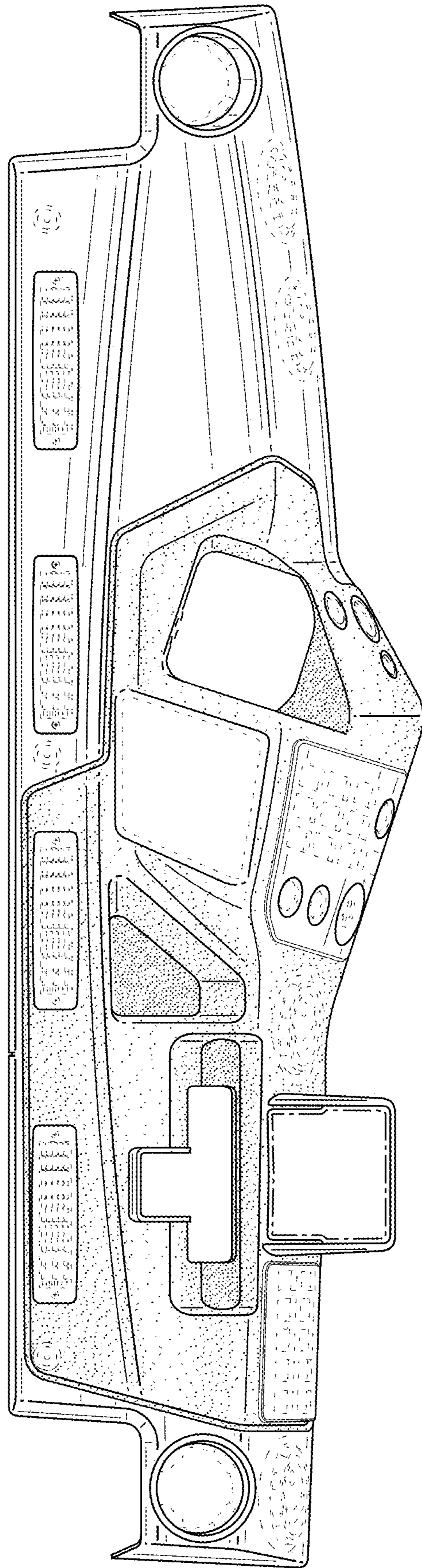


**FIG. 5**

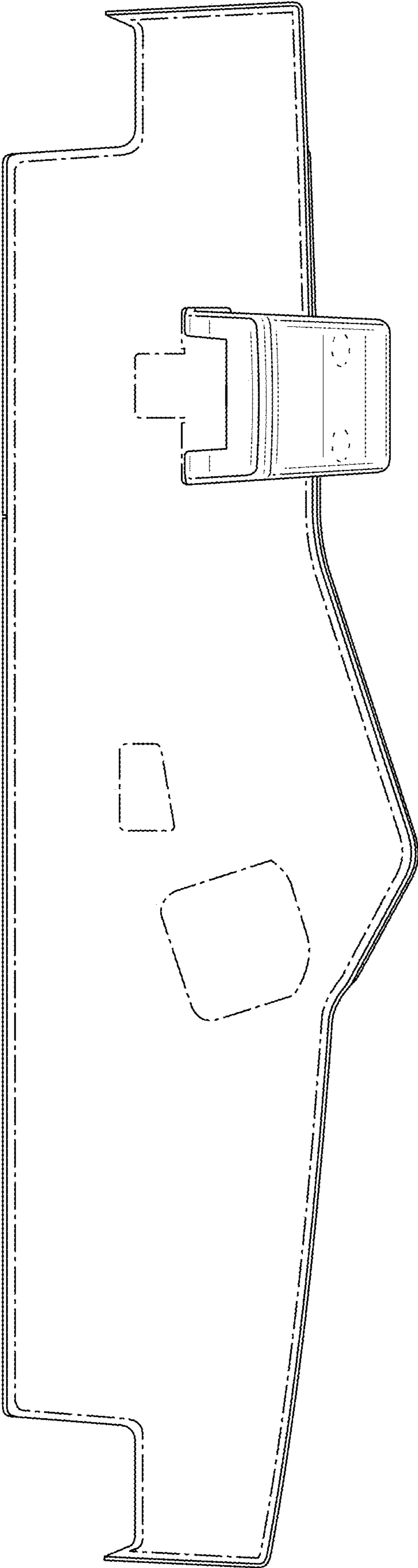


**FIG. 6**

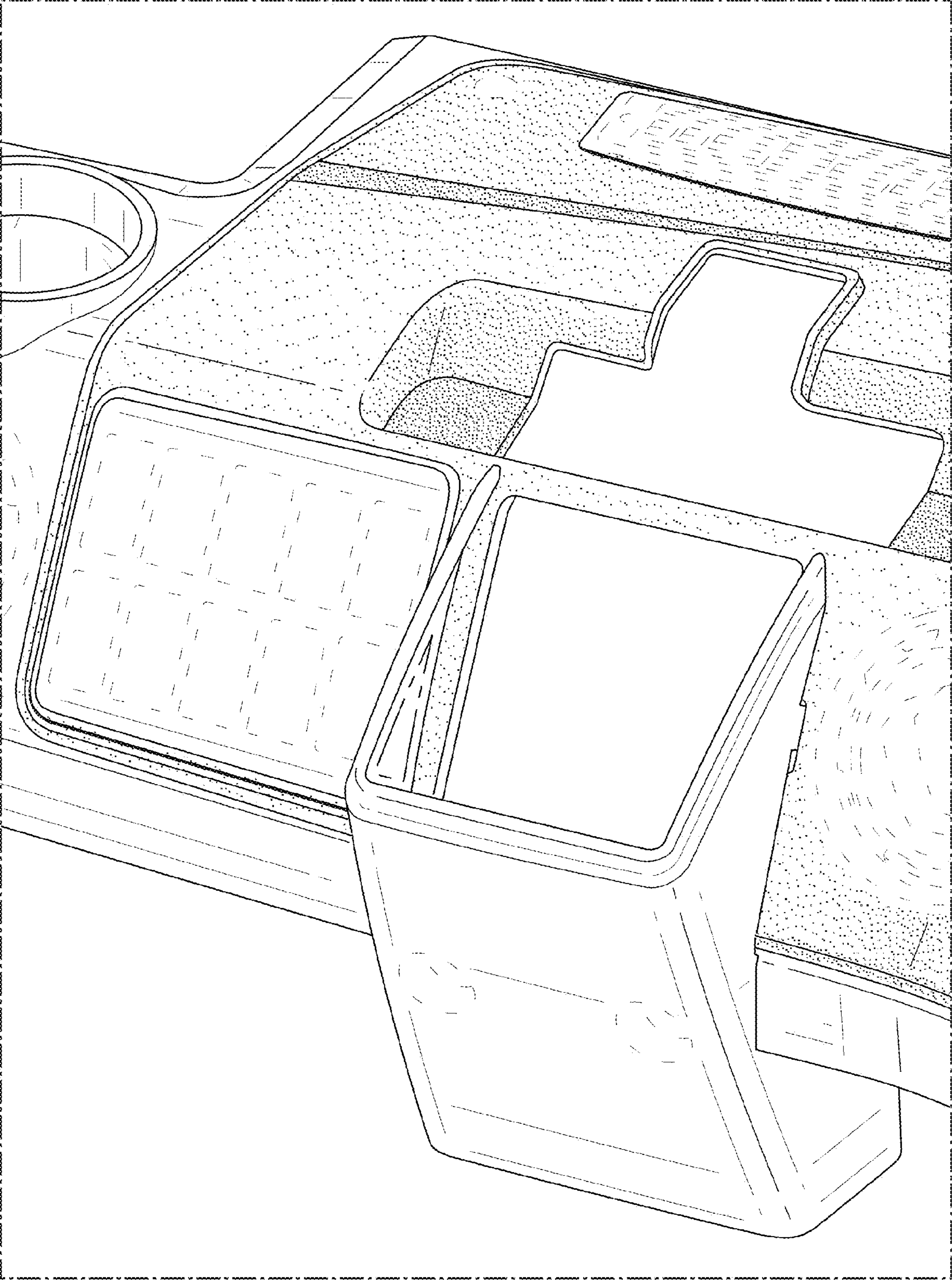




**FIG. 7**

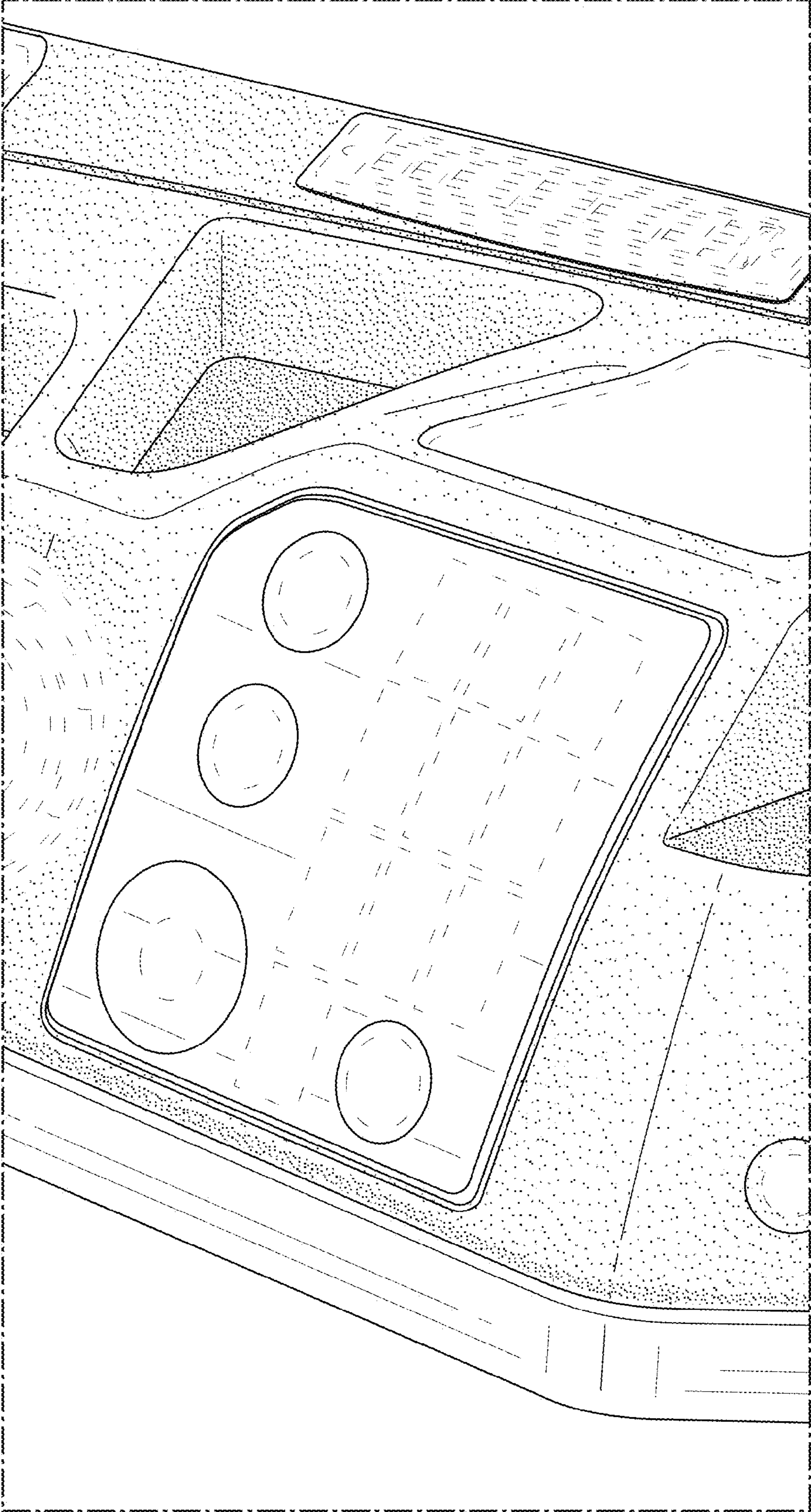


**FIG. 8**



**FIG. 9**





**FIG. 10**