



US00D974240S

(12) **United States Design Patent** (10) **Patent No.:** **US D974,240 S**
King et al. (45) **Date of Patent:** **** Jan. 3, 2023**

(54) **BICYCLE CRANK ARM**

FOREIGN PATENT DOCUMENTS

(71) Applicant: **SRAM, LLC**, Chicago, IL (US)

CN 201530304236 * 2/2016
CN 202230125495.6 * 3/2022

(72) Inventors: **William Q King**, San Luis Obispo, CA (US); **Jace Doan**, Spearfish, SD (US); **Christopher Stefko**, Chicago, IL (US)

(Continued)

(73) Assignee: **SRAM, LLC**, Chicago, IL (US)

OTHER PUBLICATIONS

(**) Term: **15 Years**

Jenson USA, Race Face Ride Cinch Crank, Published Mar. 7, 2019 [retrieved on Aug. 1, 2022] Retrieved from the internet: <URL: https://www.jensonusa.com/Race-Face-Ride-Cinch-Fatbike-Cranks> (Year: 2019).*

(21) Appl. No.: **29/779,432**

(Continued)

(22) Filed: **Apr. 19, 2021**

Primary Examiner — Joseph Kukella
Assistant Examiner — Lavon M. Amerson

(51) **LOC (14) Cl.** **12-11**

(57) **CLAIM**

(52) **U.S. Cl.**
USPC **D12/123**

We claim the ornamental design for a bicycle crank arm, as shown and described.

(58) **Field of Classification Search**
USPC D12/123; D21/538, 663, 667; D8/309
CPC F16H 55/303; F16H 55/30; B62M 9/105
See application file for complete search history.

DESCRIPTION

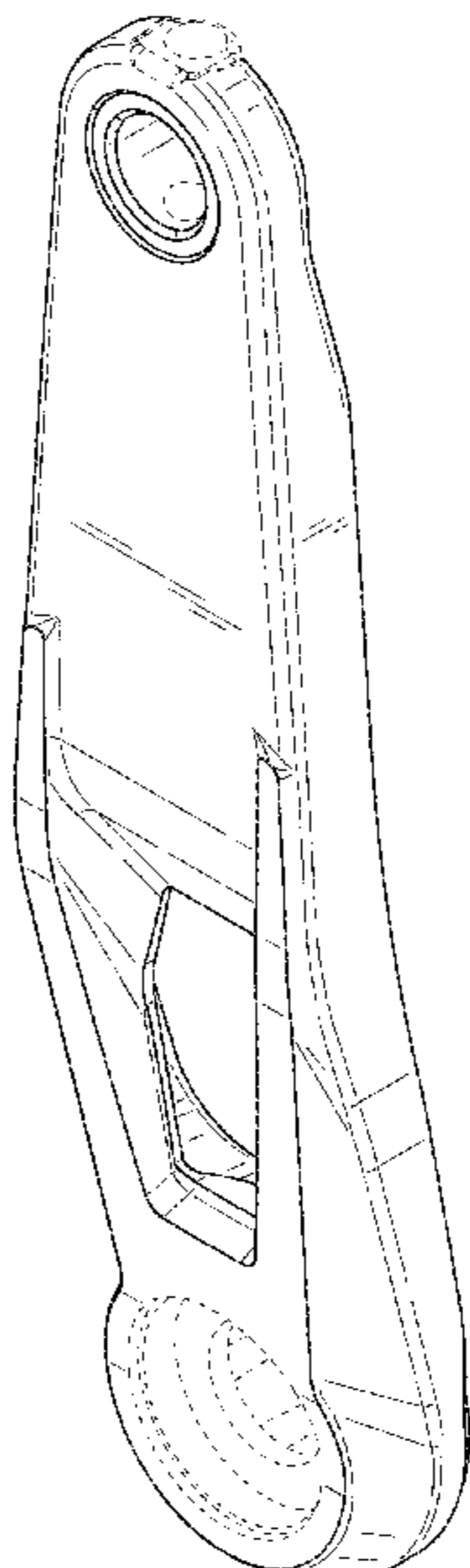
(56) **References Cited**

U.S. PATENT DOCUMENTS

D319,808 S	*	9/1991	Cook	A63B 24/0087 73/862.338
D356,526 S	*	3/1995	Burns	B62J 13/00 D12/123
D384,603 S	*	10/1997	Chen	B62M 3/00 74/594.1
D401,539 S	*	11/1998	Humphries, Jr.	B62M 3/04
D484,831 S	*	1/2004	Chiang	B62J 13/00 474/152
D522,413 S	*	6/2006	Okada	B62J 13/00 74/594.1
D811,277 S	*	2/2018	Migaszewski	B62J 13/00 474/144
D930,514 S	*	9/2021	Hsu	G01L 3/242

FIG. 1 is a front perspective view of a bicycle crank arm showing our new design;
FIG. 2 is a rear perspective view of the bicycle crank arm shown in FIG. 1;
FIG. 3 is a top view of the bicycle crank arm shown in FIG. 1;
FIG. 4 is a rear view of the bicycle crank arm shown in FIG. 1;
FIG. 5 is first side view of the bicycle crank arm shown in FIG. 1;
FIG. 6 is a second side view of the bicycle crank arm shown in FIG. 1;
FIG. 7 is a third side view of the bicycle crank arm shown in FIG. 1; and,
FIG. 8 is a fourth side view of the bicycle crank arm shown in FIG. 1.
In the drawings the broken lines depict portions of the bicycle crank arm that form no part of the claimed design.

1 Claim, 4 Drawing Sheets



(56)

References Cited

FOREIGN PATENT DOCUMENTS

CN 202230145875.6 * 3/2022
EM 008728968-0003 * 10/2021

OTHER PUBLICATIONS

Amazon, RaceFace Cranks Aeffect Armset Black, Published Sep. 6, 2018, [retrieved on Aug. 1, 2022]. Retrieved from the internet: <URL: <https://www.amazon.com/Race-Face-AEFFEFFECT-165-Cranks-Without>> (Year: 2018).*

Amazon SRAM, SPAM GX Eagle Dub Crankset Boost Lunar Gray, Published Jun. 11, 2020, [retrieved on Aug. 1, 2022]. Retrieved from the internet: < <https://www.amazon.com/SRAM-GX-Eagle-Dub-Crankset>> (Year: 2020).*

Worldwidecyclery, 5 Dev Shimano EP8 eCranksets, Published Jan. 30, 2022, [retrieved on Aug. 1, 2022]. Retrieved from the internet: <<https://ride5dev.com/pages/5-dev-7075-ecranksets> or <https://www.worldwidecyclery.com/products/ride-5dev-shimano-ep8-ecranksets-165mm-black>> (Year: 2022).*

* cited by examiner

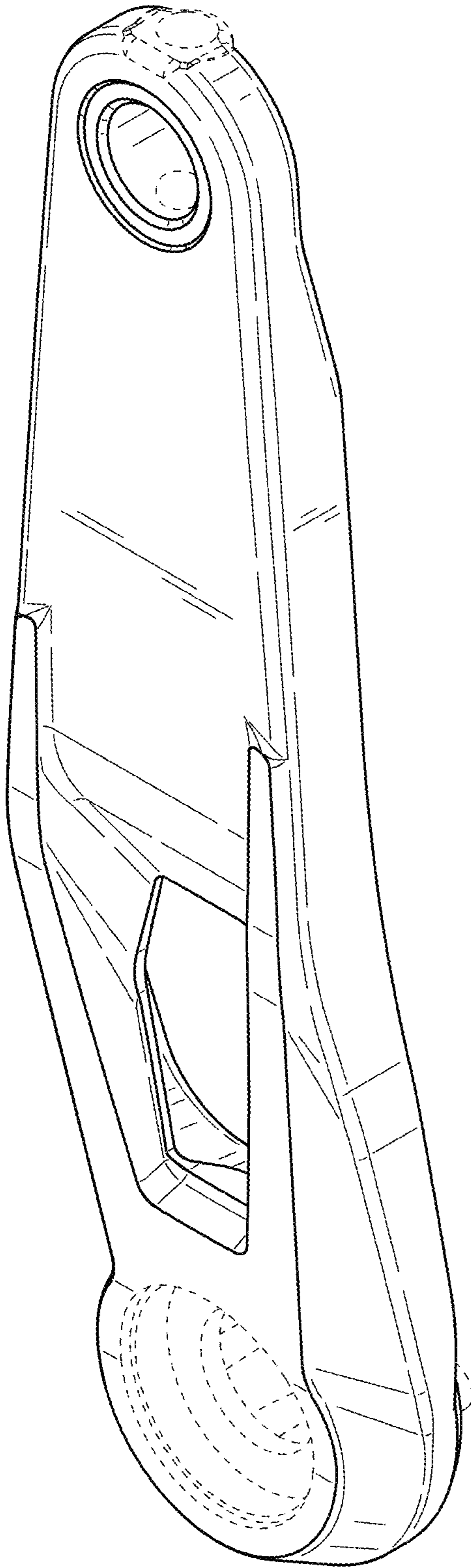


FIG. 1

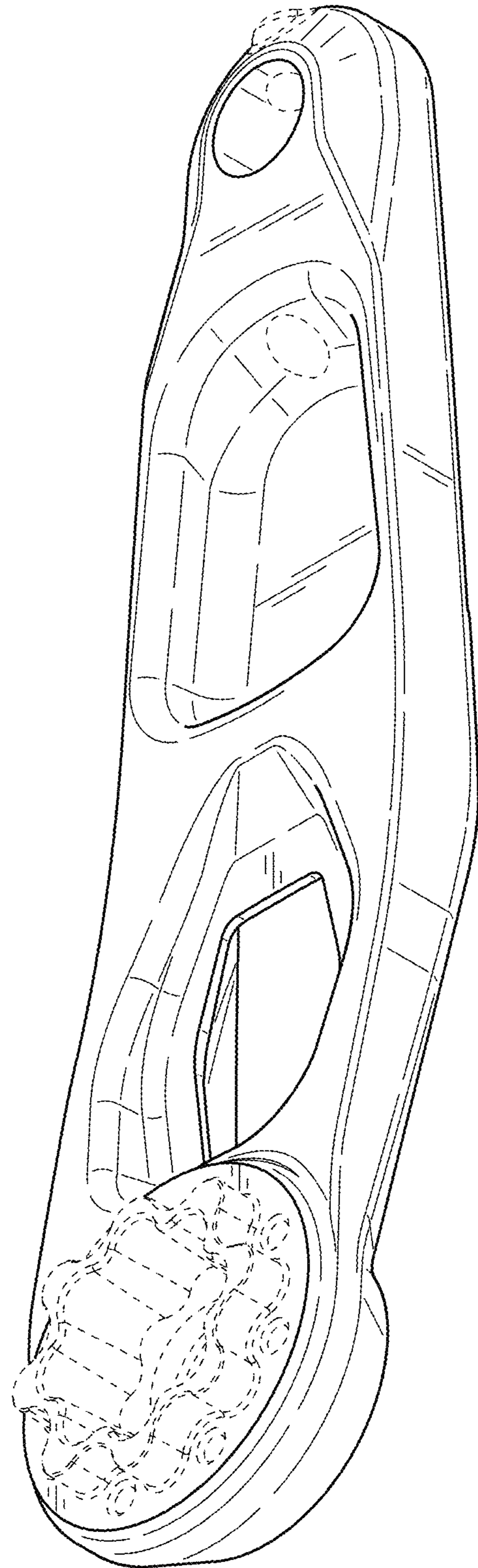


FIG. 2

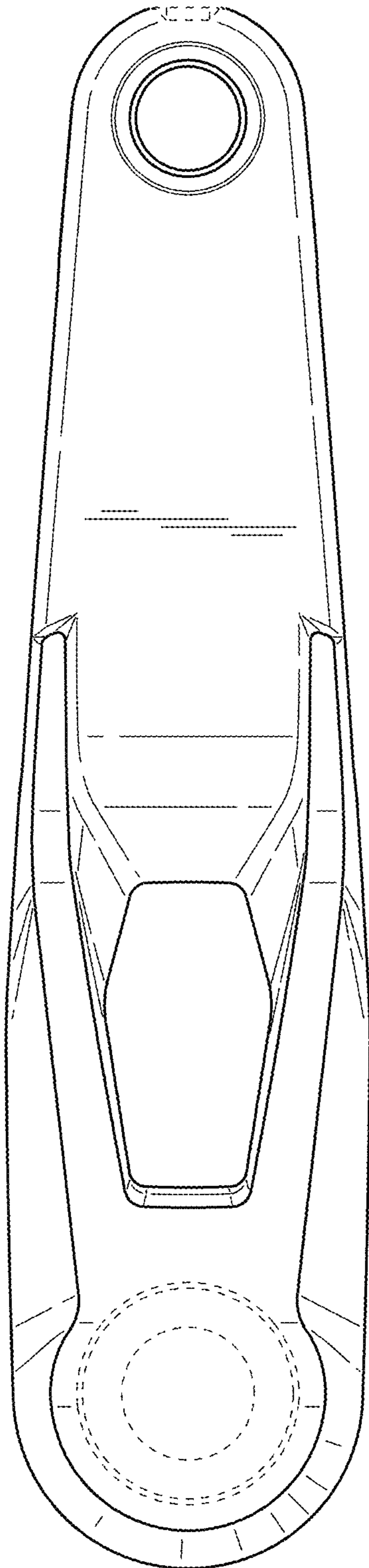


FIG. 3

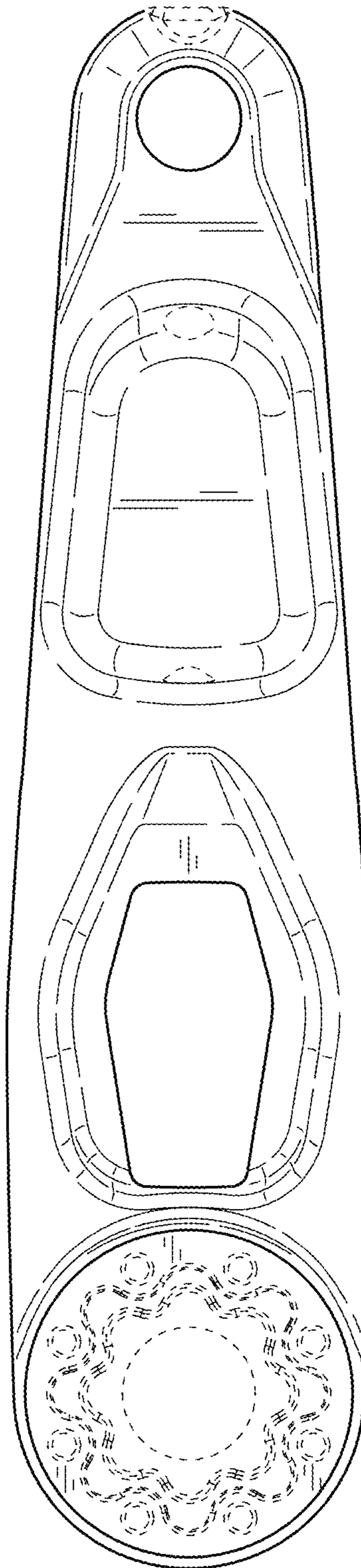


FIG. 4



FIG. 5



FIG. 6

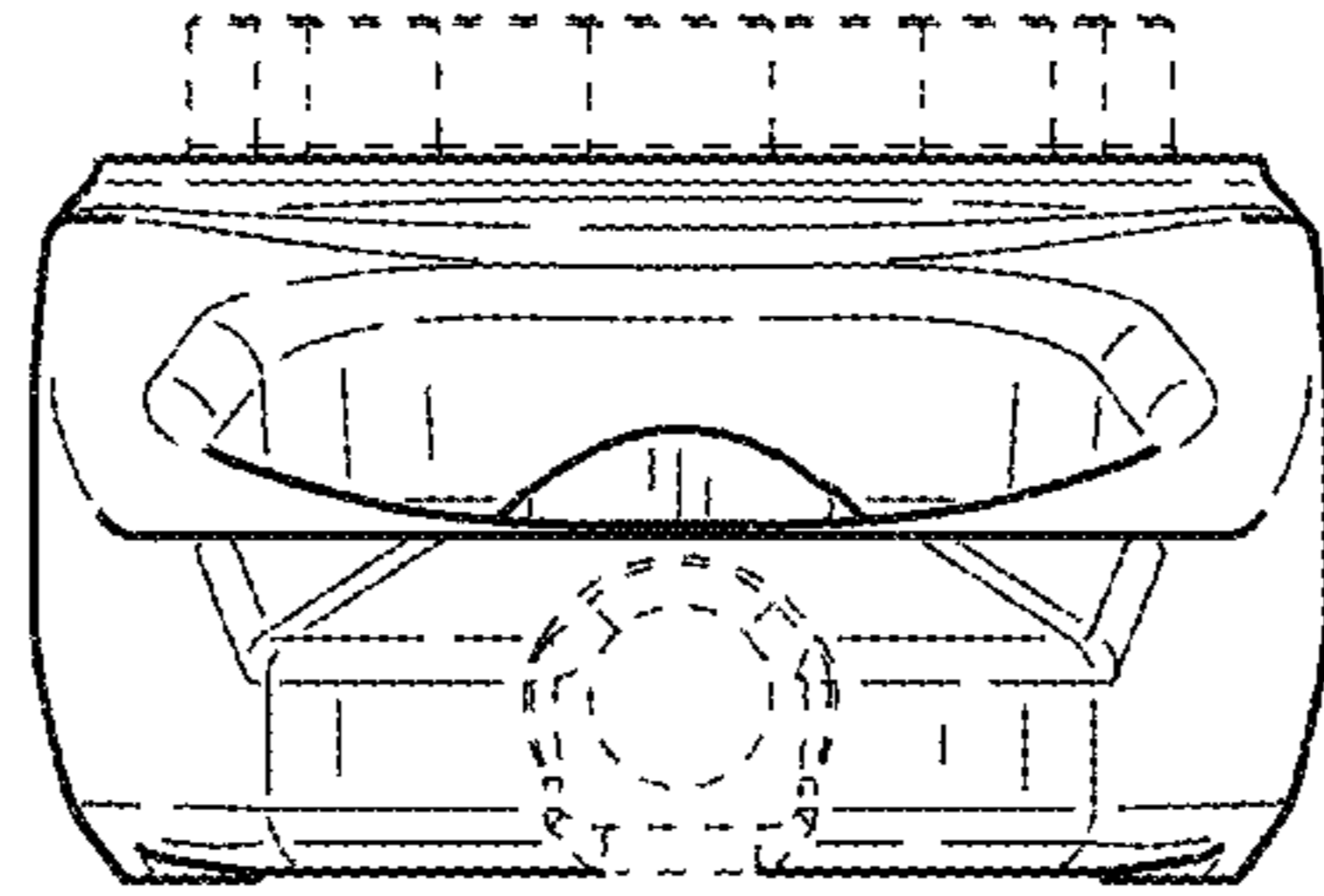


FIG. 7

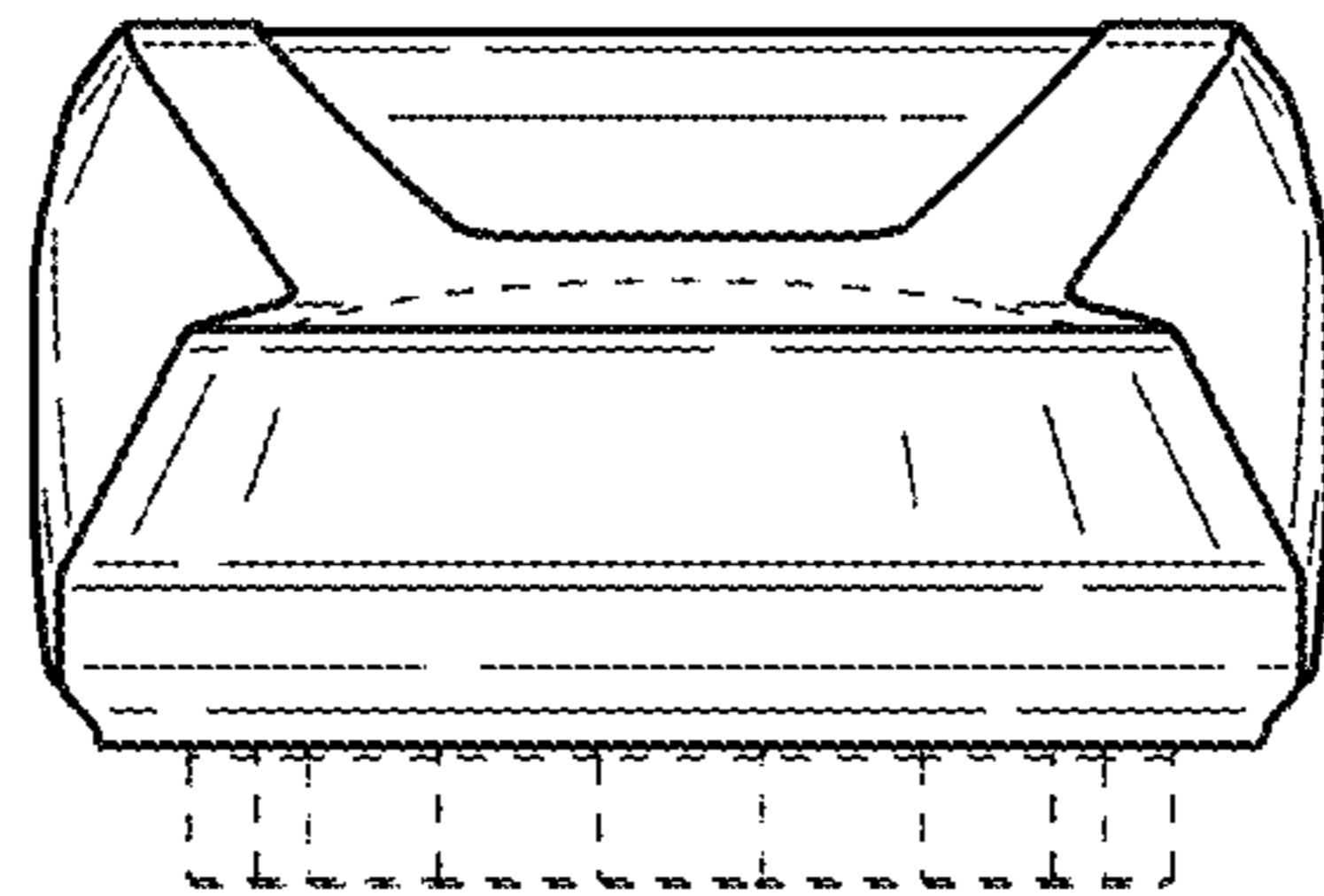


FIG. 8