



US00D974233S

(12) **United States Design Patent**
Mahe

(10) **Patent No.:** **US D974,233 S**
(45) **Date of Patent:** **** Jan. 3, 2023**

(54) **MOTOR VEHICLE, TOY REPLICA, AND/OR OTHER REPLICA**

(71) Applicant: **JAGUAR LAND ROVER LIMITED, Coventry (GB)**

(72) Inventor: **Jonathan Mahe, Coventry (GB)**

(73) Assignee: **JAGUAR LAND ROVER LIMITED, Coventry (GB)**

(**) Term: **15 Years**

(21) Appl. No.: **29/781,357**

(22) Filed: **Apr. 29, 2021**

(30) **Foreign Application Priority Data**

Oct. 30, 2020 (EM) 008220776-0001

(51) **LOC (14) Cl.** **12-08**

(52) **U.S. Cl.**
USPC **D12/91**

(58) **Field of Classification Search**
USPC D12/86, 90-92, 164; D21/433, 434,
D21/531-535; 296/181.1-181.5, 183.1
CPC B62D 25/00; B62D 25/06; B62D 33/00;
B62D 35/00
See application file for complete search history.

(56) **References Cited**

U.S. PATENT DOCUMENTS

D718,188 S *	11/2014	Wheel	D12/91
D735,610 S *	8/2015	Wheel	D12/91
D750,531 S *	3/2016	Watkins	D12/91
D750,532 S *	3/2016	Frascella	D12/91
D774,417 S *	12/2016	Watkins	D12/91
D805,959 S *	12/2017	Wheel	D12/91

D805,960 S *	12/2017	Wheel	D12/91
D807,228 S *	1/2018	Woolley	D12/91
D817,817 S *	5/2018	Frascella	D12/91
D818,399 S *	5/2018	Frascella	D12/91
D834,450 S *	11/2018	Hill	D12/91
D840,269 S *	2/2019	Frascella	D12/91
D840,274 S *	2/2019	Grewer	D12/91
D849,600 S *	5/2019	Egan	D12/91
D862,312 S *	10/2019	Frascella	D12/91
D872,651 S *	1/2020	Pollard	D12/91
D881,072 S *	4/2020	Frascella	D12/91
D889,318 S *	7/2020	Egan	D12/91
D910,488 S *	2/2021	Beckles	D12/91
D918,774 S *	5/2021	Frascella	D12/91
D920,843 S *	6/2021	Battams	D12/91
D957,997 S *	7/2022	Wheel	D12/91
D957,998 S *	7/2022	Wheel	D12/91

* cited by examiner

Primary Examiner — Melody N Brown

(74) *Attorney, Agent, or Firm* — Reising Ethington P.C.

(57) **CLAIM**

The ornamental design for a motor vehicle, toy replica and/or other replica, as shown and described.

DESCRIPTION

FIG. 1 is a front and right side perspective view of a motor vehicle, toy replica and/or other replica showing my new design;

FIG. 2 is a rear and left side perspective view thereof;

FIG. 3 is a left side elevation view thereof;

FIG. 4 is a right side elevation view thereof;

FIG. 5 is a front view thereof;

FIG. 6 is a rear view thereof;

FIG. 7 is a top plan view thereof; and,

FIG. 8 is a bottom plan view thereof.

1 Claim, 8 Drawing Sheets





FIG. 1

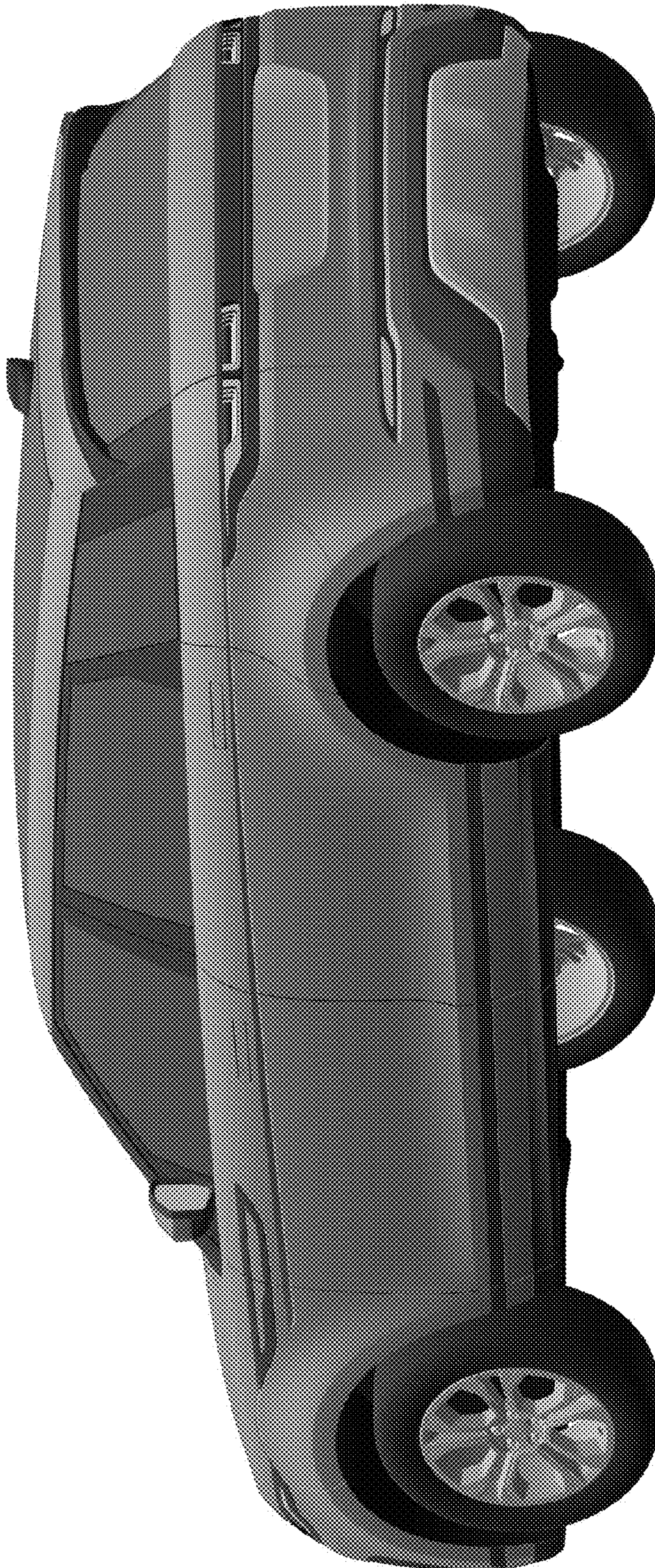


FIG. 2



FIG. 3



FIG. 4



FIG. 5



FIG. 6

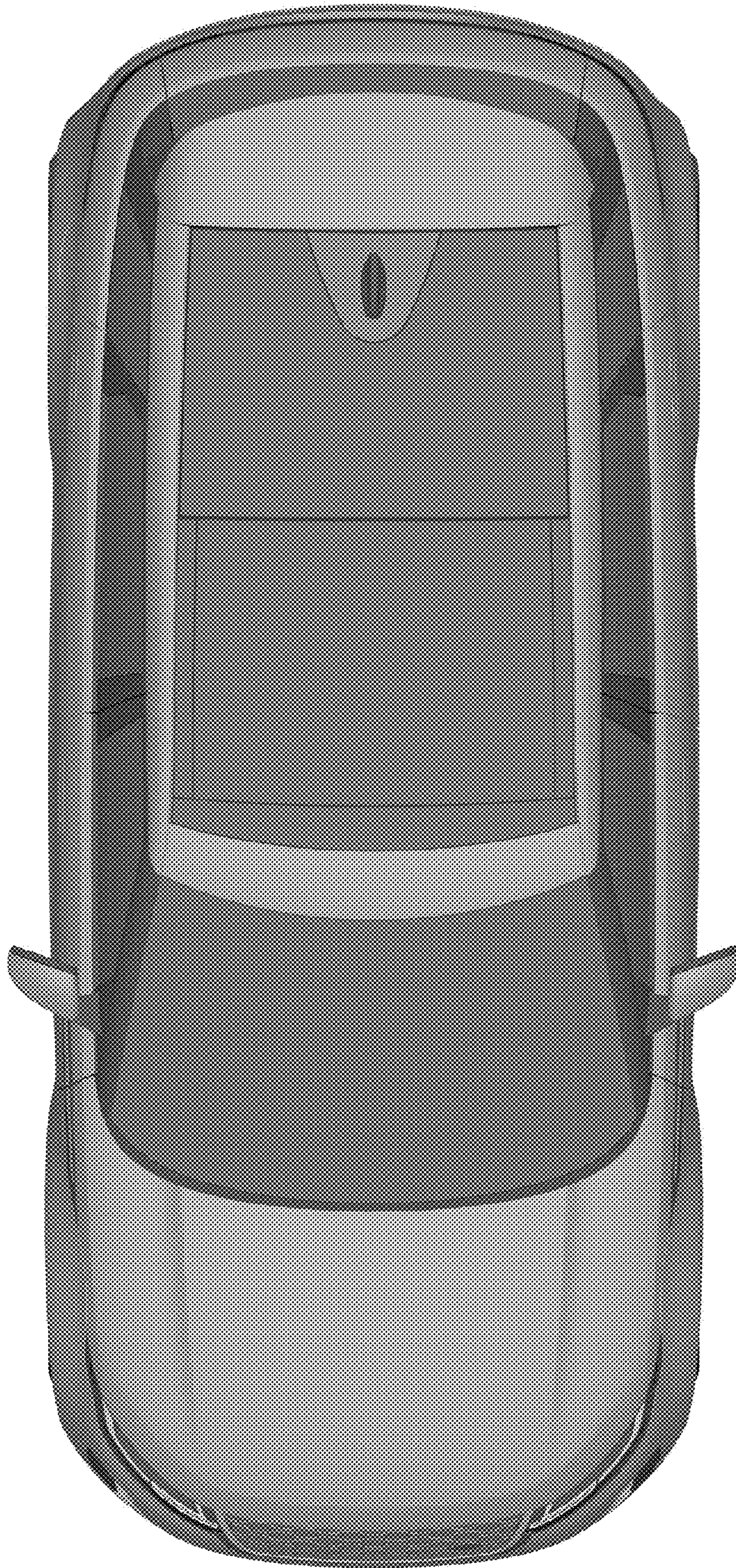


FIG. 7

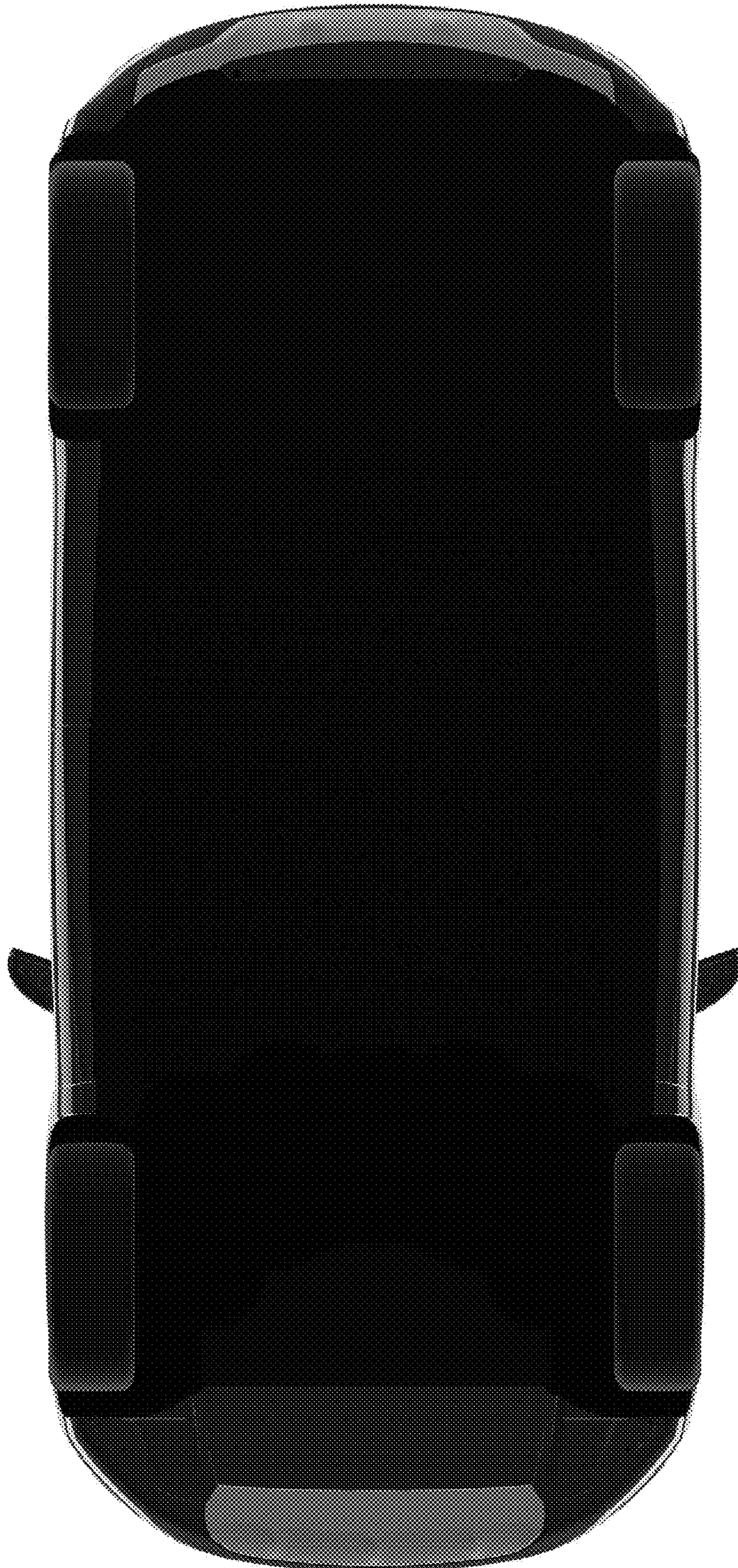


FIG. 8