

US00D974227S

(12) **United States Design Patent** (10) **Patent No.:** **US D974,227 S**
Lu (45) **Date of Patent:** **** Jan. 3, 2023**

(54) **WIND SPINNER**

(71) Applicant: **Jiahui Lu**, Jiangmen (CN)

(72) Inventor: **Jiahui Lu**, Jiangmen (CN)

(**) Term: **15 Years**

(21) Appl. No.: **29/837,477**

(22) Filed: **May 5, 2022**

(51) **LOC (14) Cl.** **11-99**

(52) **U.S. Cl.**
USPC **D11/131; D21/458**

(58) **Field of Classification Search**
USPC D11/131, 157; D21/414, 458, 483;
D13/115

CPC A63H 33/40; A63H 33/007; A63H 1/06;
A63H 7/04; A63H 1/20; A63H 1/30;
A63B 19/00; A63B 67/16; A63F 7/38
See application file for complete search history.

(56) **References Cited**

U.S. PATENT DOCUMENTS

- 1,583,881 A * 5/1926 Heberling A63H 33/40
446/218
- 2,098,107 A * 11/1937 Preston F04D 29/382
416/214 R
- 2,510,336 A * 6/1950 Donahue A63H 33/40
446/217
- D201,657 S * 7/1965 Lewis D21/458
- D253,776 S * 12/1979 Molenaar D21/458
- 4,582,497 A * 4/1986 Lyons A63H 33/40
D21/458
- D331,785 S * 12/1992 Mast D21/458
- D441,316 S * 5/2001 Burghoffer D11/184
- 6,530,816 B1 * 3/2003 Chiu A63H 33/40
446/217
- 6,575,585 B2 * 6/2003 Nelson F21V 33/008
362/276
- 6,716,082 B1 * 4/2004 Chen Pan A63H 33/40
446/236
- D587,195 S 2/2009 van Wijck

- D626,505 S 11/2010 Sonne
- 8,753,168 B2 * 6/2014 Kessler A63H 33/22
446/217
- D708,136 S * 7/2014 Eguizabal Garcia D13/115
- D722,965 S * 2/2015 Perless D13/115
- 9,148,996 B2 * 10/2015 Qiu F21V 21/0824
- D756,262 S 5/2016 Lee
- 9,808,735 B2 * 11/2017 Qiu F21V 23/0464
- D816,826 S 5/2018 Johnson
- D854,625 S * 7/2019 Hendrickson-Santospago
D21/458

(Continued)

OTHER PUBLICATIONS

LimeHill Wind Spinner, Copper Spherical, Amazon.com, relevant art; not prior art.*

(Continued)

Primary Examiner — Philip S Hyder
(74) *Attorney, Agent, or Firm* — Che-Yang Chen; Law Office of Michael Chen

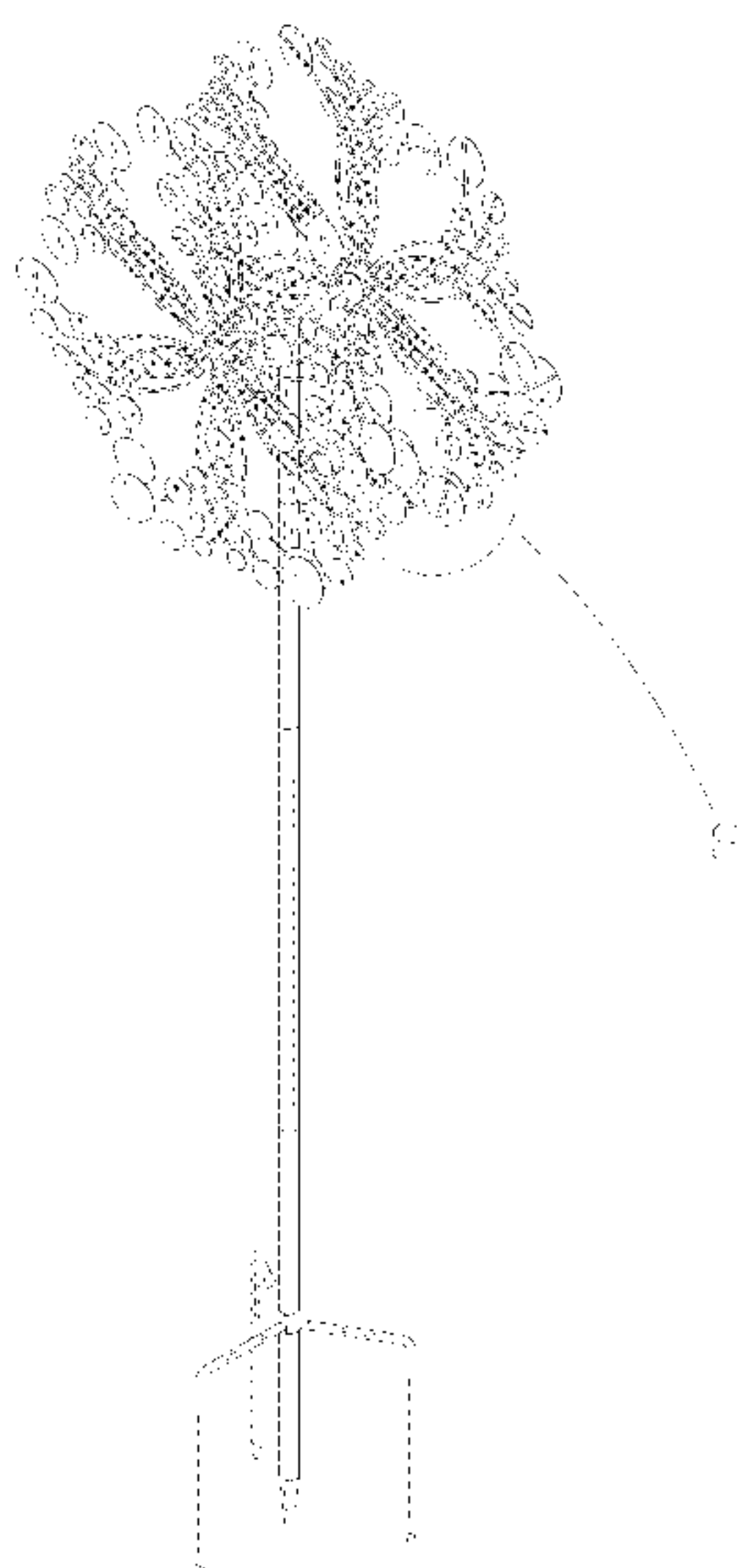
(57) **CLAIM**

The ornamental design for a wind spinner, as shown and described.

DESCRIPTION

FIG. 1 is a perspective view of the wind spinner showing my new design;
FIG. 2 is a front elevational view thereof;
FIG. 3 is a rear elevational view thereof;
FIG. 4 is a left side elevational view thereof;
FIG. 5 is a right side elevational view thereof;
FIG. 6 is a top plan view thereof;
FIG. 7 is a bottom plan view thereof;
FIG. 8 is a partial enlarged view of portion 8 in FIG. 1; and,
FIG. 9 is a partial enlarged view of portion 9 in FIG. 2.

1 Claim, 9 Drawing Sheets



(56)

References Cited

U.S. PATENT DOCUMENTS

2013/0252507 A1* 9/2013 Kessler A63H 33/22
446/217
2015/0092399 A1* 4/2015 Qiu F21S 9/03
362/183
2015/0104321 A1* 4/2015 Deale A63H 33/40
416/223 R
2017/0304736 A1* 10/2017 Holder A63H 3/50
2018/0015381 A1* 1/2018 Maguire B05B 3/0468
2018/0015384 A1* 1/2018 Maguire A63H 29/10
2018/0339240 A1* 11/2018 Maguire A63H 33/40

OTHER PUBLICATIONS

LimeHill Wind Spinner, Blue Lotus, Amazon.com, relevant art; not prior art.*
LimeHill Wind Spinner, Confetti, Amazon.com, relevant art; not prior art.*
LimeHill Wind Spinner, Multi-color, Amazon.com, relevant art; not prior art.*
LimeHill Wind Spinner, Lotus, Amazon.com, relevant art; not prior art.*
Cyan Oasis Wind Spinner, Copper Teal, Amazon.com, relevant art; not prior art.*
Cyan Oasis Wind Spinner, Large Copper, Tulip, Amazon.com, relevant art; not prior art.*
SteadyDoogie Wind Spinner, Green, Amazon.com, relevant art; not prior art.*

* cited by examiner




FIG. 1




FIG. 2




FIG. 3

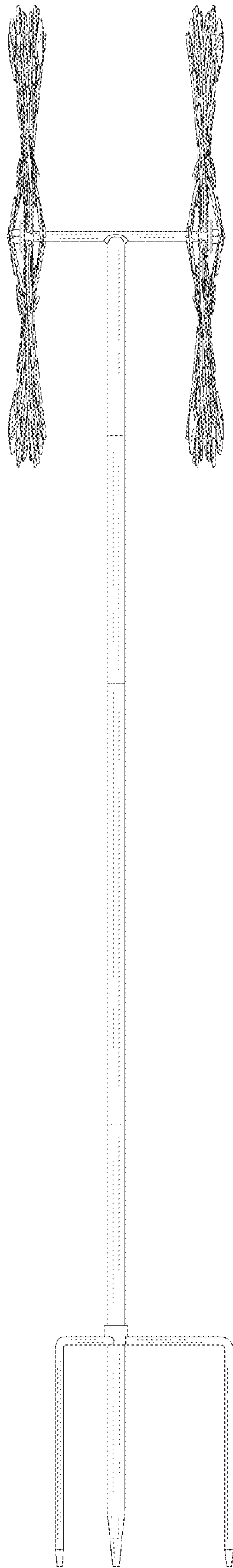


FIG. 4

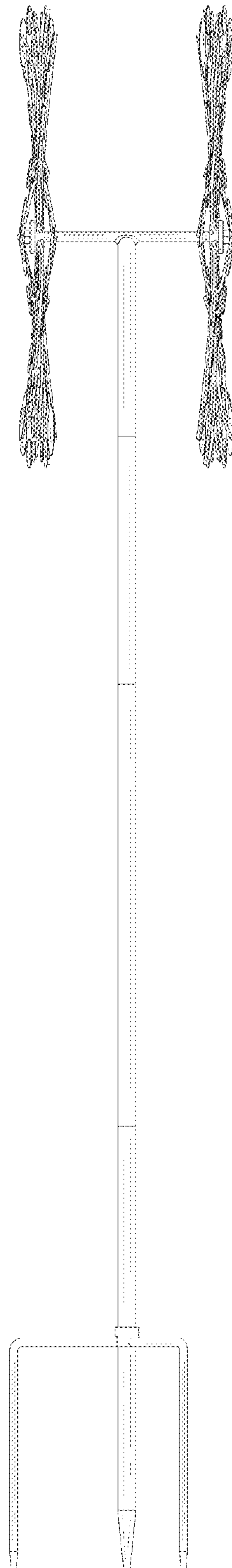


FIG. 5

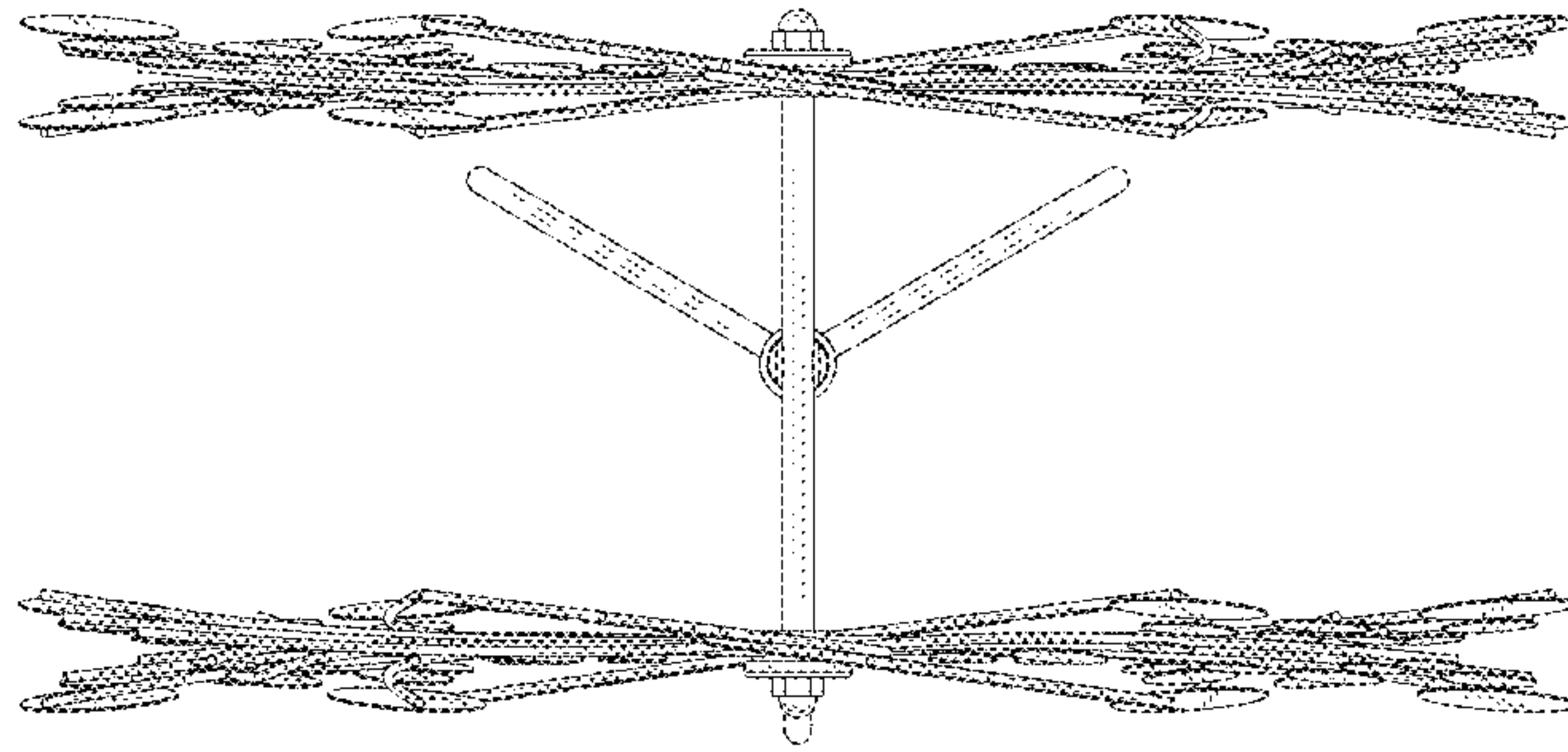


FIG. 6

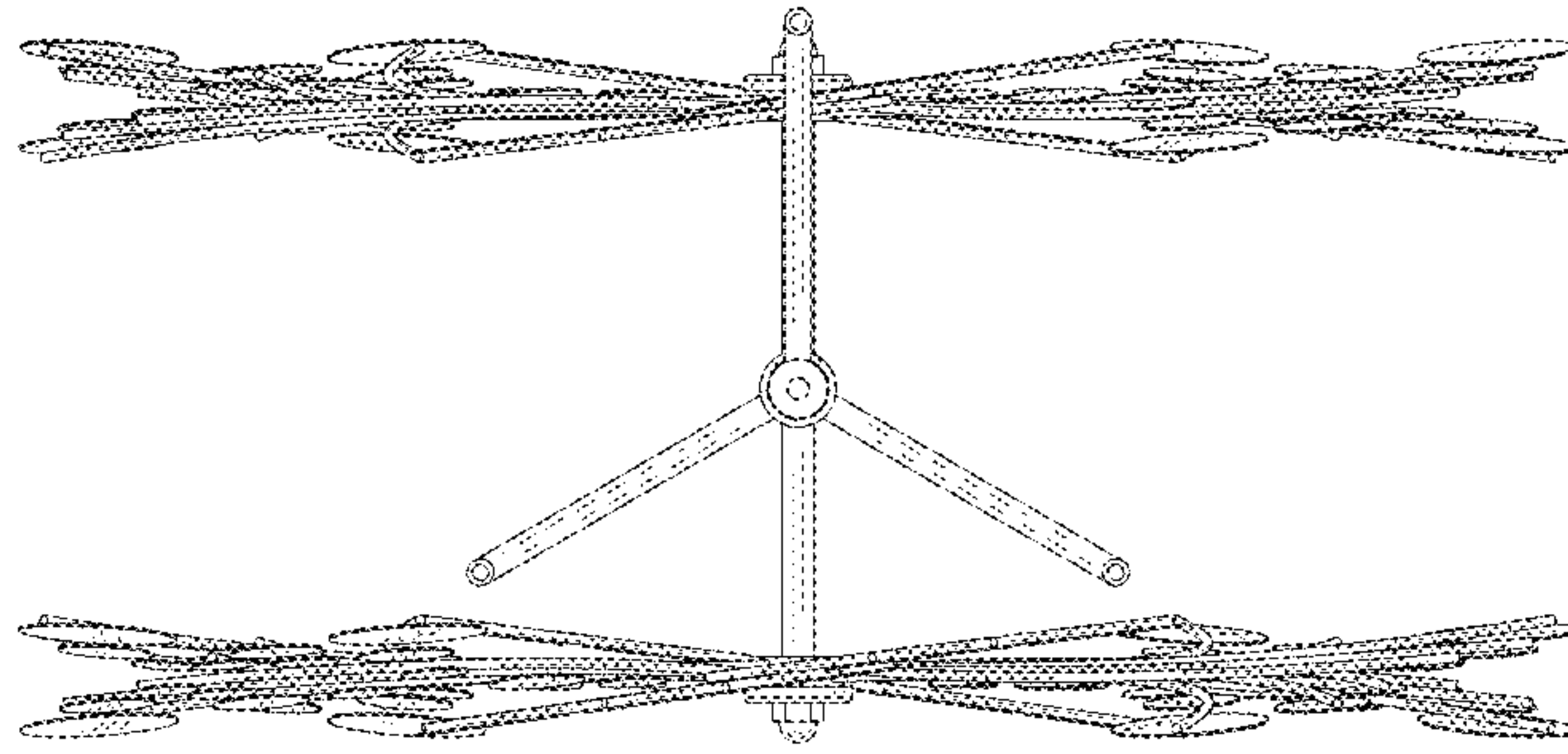


FIG. 7




FIG. 8

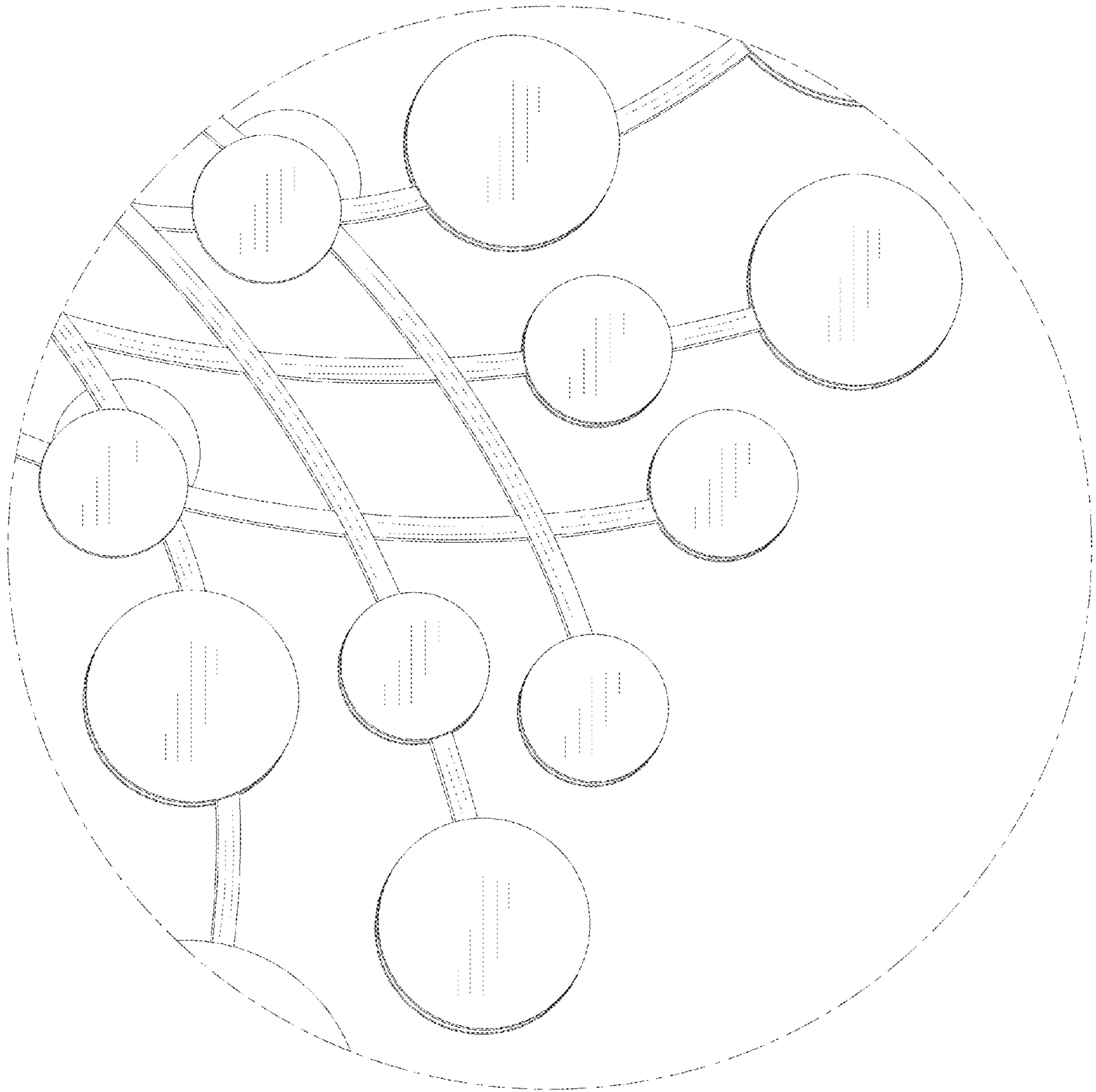


FIG. 9