



US00D974191S

(12) **United States Design Patent** (10) **Patent No.:** **US D974,191 S**
Lee et al. (45) **Date of Patent:** **** Jan. 3, 2023**

(54) **SENSOR FOR MEASURING INDOOR ENVIRONMENT**

(71) Applicant: **LG ELECTRONICS INC.**, Seoul (KR)

(72) Inventors: **Minha Lee**, Seoul (KR); **Seungho Baek**, Seoul (KR); **Kangeui Cho**, Seoul (KR)

(73) Assignee: **LG ELECTRONICS INC.**, Seoul (KR)

(**) Term: **15 Years**

(21) Appl. No.: **29/778,428**

(22) Filed: **Apr. 13, 2021**

(30) **Foreign Application Priority Data**

Oct. 14, 2020 (KR) 30-2020-0049213

(51) **LOC (14) Cl.** **10-04**

(52) **U.S. Cl.**
USPC **D10/53**

(58) **Field of Classification Search**
USPC D10/52, 53

CPC G01N 1/2273; G01N 2001/2276; G01N 2001/2279; G01N 7/00; G01N 7/02; G01N 7/04; G01N 7/06; G01N 7/08; G01N 7/10; G01N 7/12; G01N 7/14; G01N 7/16; G01N 7/18; G01N 7/20; G01N 7/22; G01N 33/009; G01N 2033/0077; G01N 2003/0078; G01N 2033/008; G01N 2033/0081; G01N 2033/0083; G01N 2033/0085; G01N 2033/0086; G01N 2033/0088; G01N

33/0075; H04B 17/23; G01S 5/0009; G01S 5/0018; G01S 5/0036; G01W 1/02; G01W 1/04; G01W 1/06; G01W 1/10; G01W 1/11; G01W 1/12; G01W 1/14; G01W 1/16; G01W 1/17; G01W 1/18; G01W 2001/006; G01W 2201/00; G01W 2203/00

See application file for complete search history.

(56) **References Cited**

U.S. PATENT DOCUMENTS

D764,320 S * 8/2016 Li D10/50
D803,073 S * 11/2017 Ji D10/53
D826,737 S * 8/2018 Meyerson D10/53
D827,456 S * 9/2018 Seum D10/52

* cited by examiner

Primary Examiner — Antoine Duval Davis

(74) *Attorney, Agent, or Firm* — Birch, Stewart, Kolasch & Birch, LLP

(57) **CLAIM**

We claim the ornamental design for a sensor for measuring indoor environment, as shown and described.

DESCRIPTION

FIG. 1 is a perspective view of a sensor for measuring indoor environment showing the new design; FIG. 2 is a front perspective view thereof; FIG. 3 is a rear view thereof; FIG. 4 is a left-side elevation view thereof; FIG. 5 is a right-side elevation view thereof; FIG. 6 is a top plan view thereof; and, FIG. 7 is a bottom plan view thereof.

1 Claim, 7 Drawing Sheets

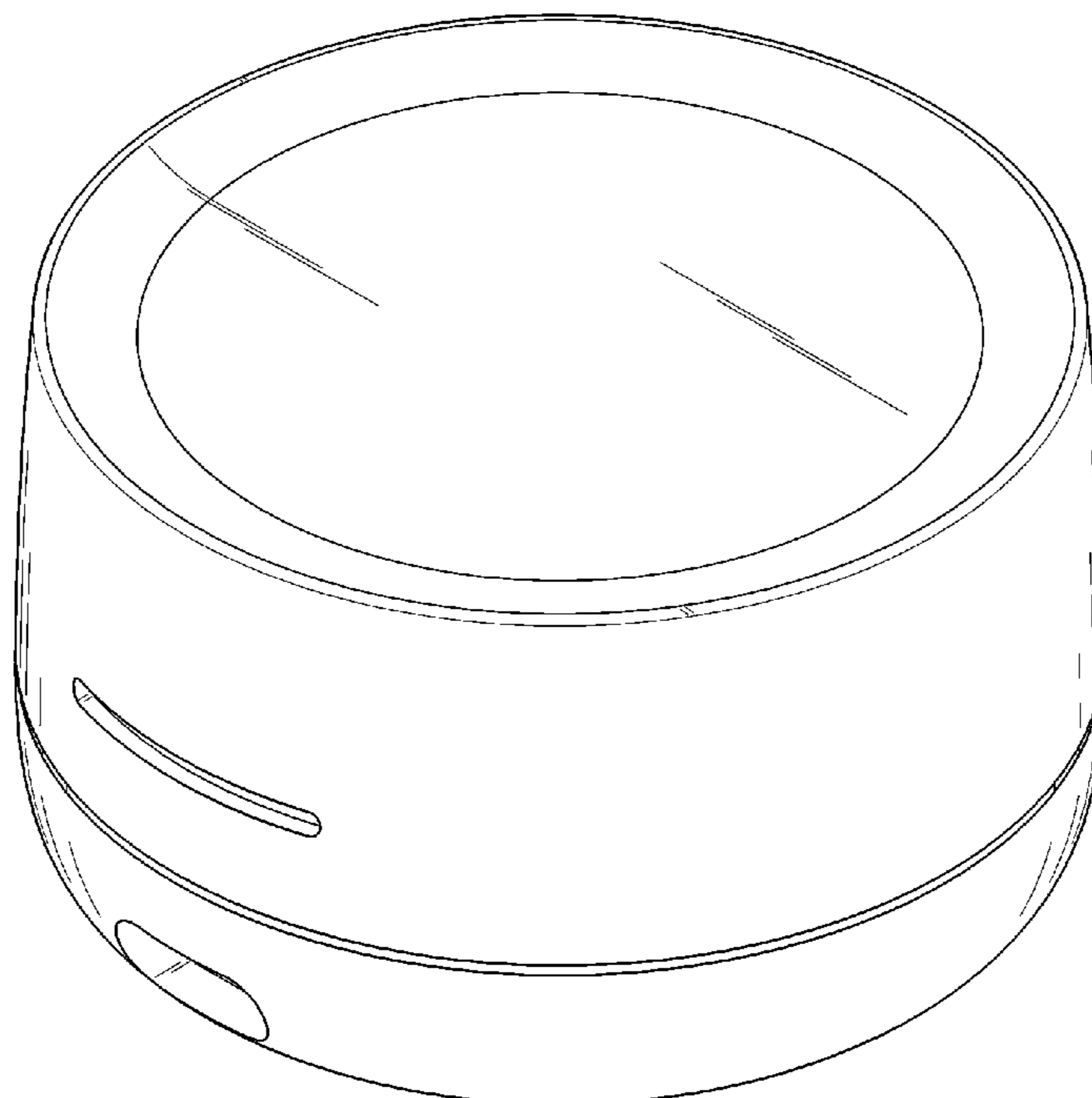


FIG. 1

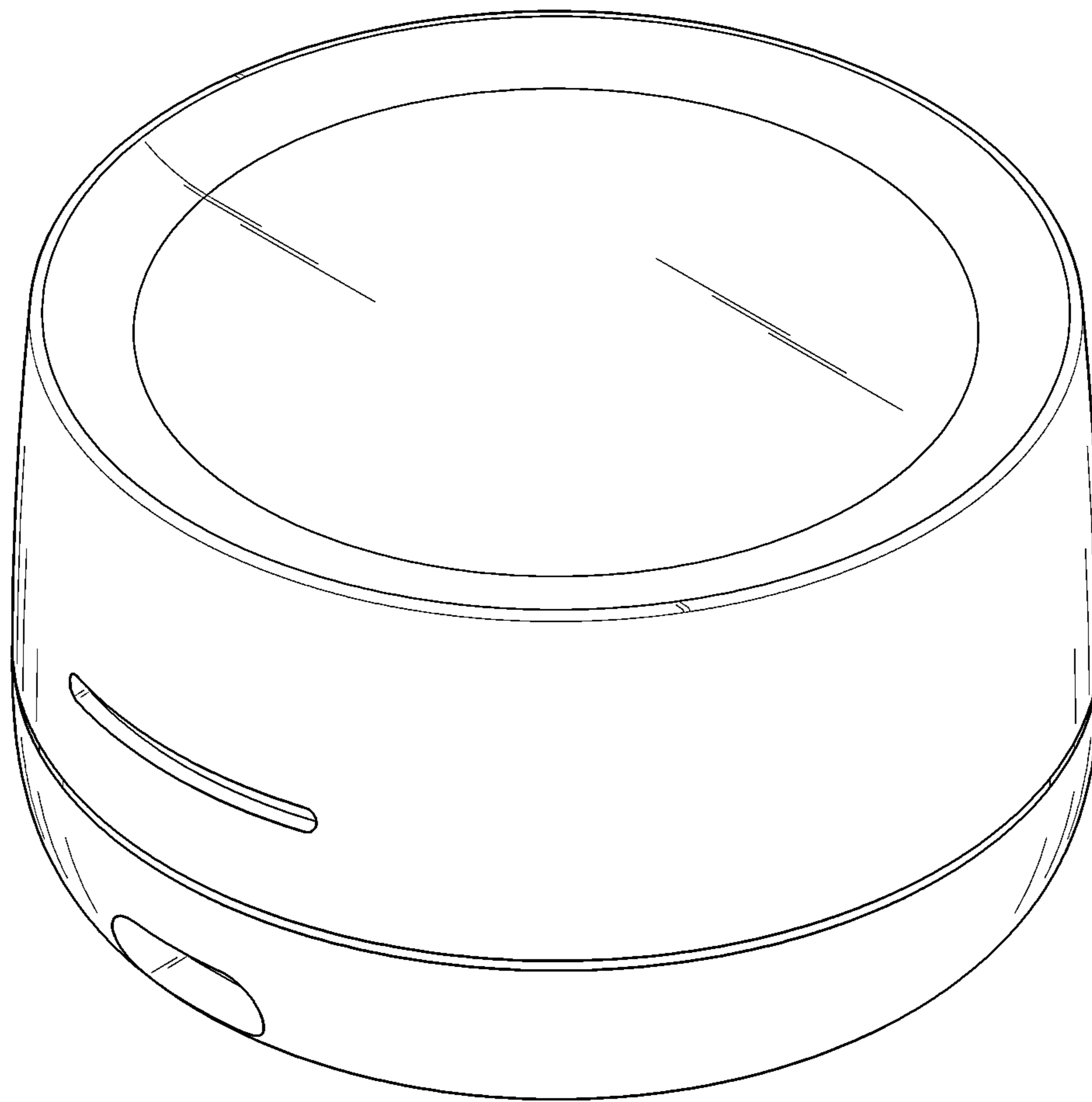


FIG. 2

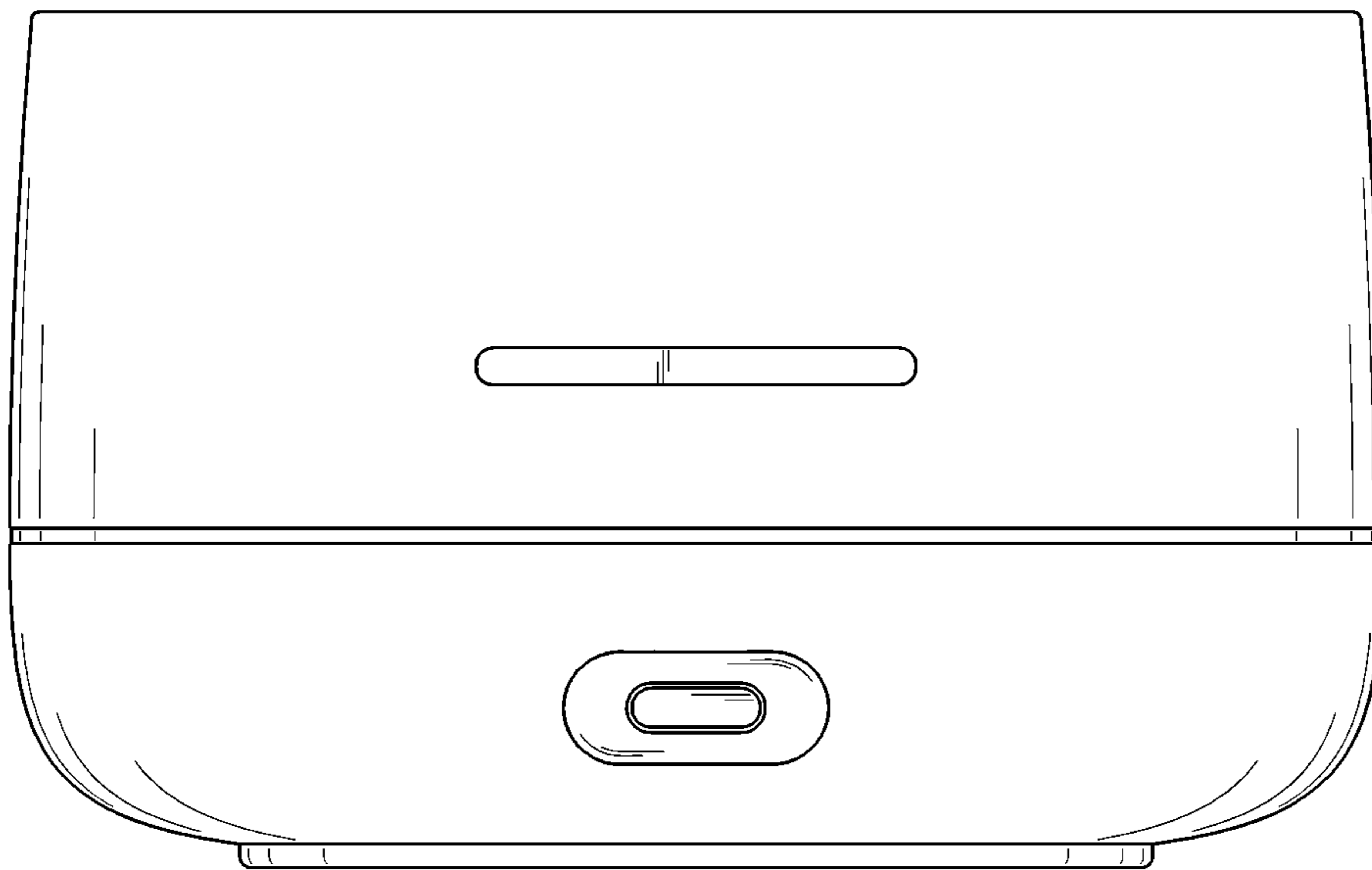


FIG. 3




FIG. 4



FIG. 5



FIG. 6

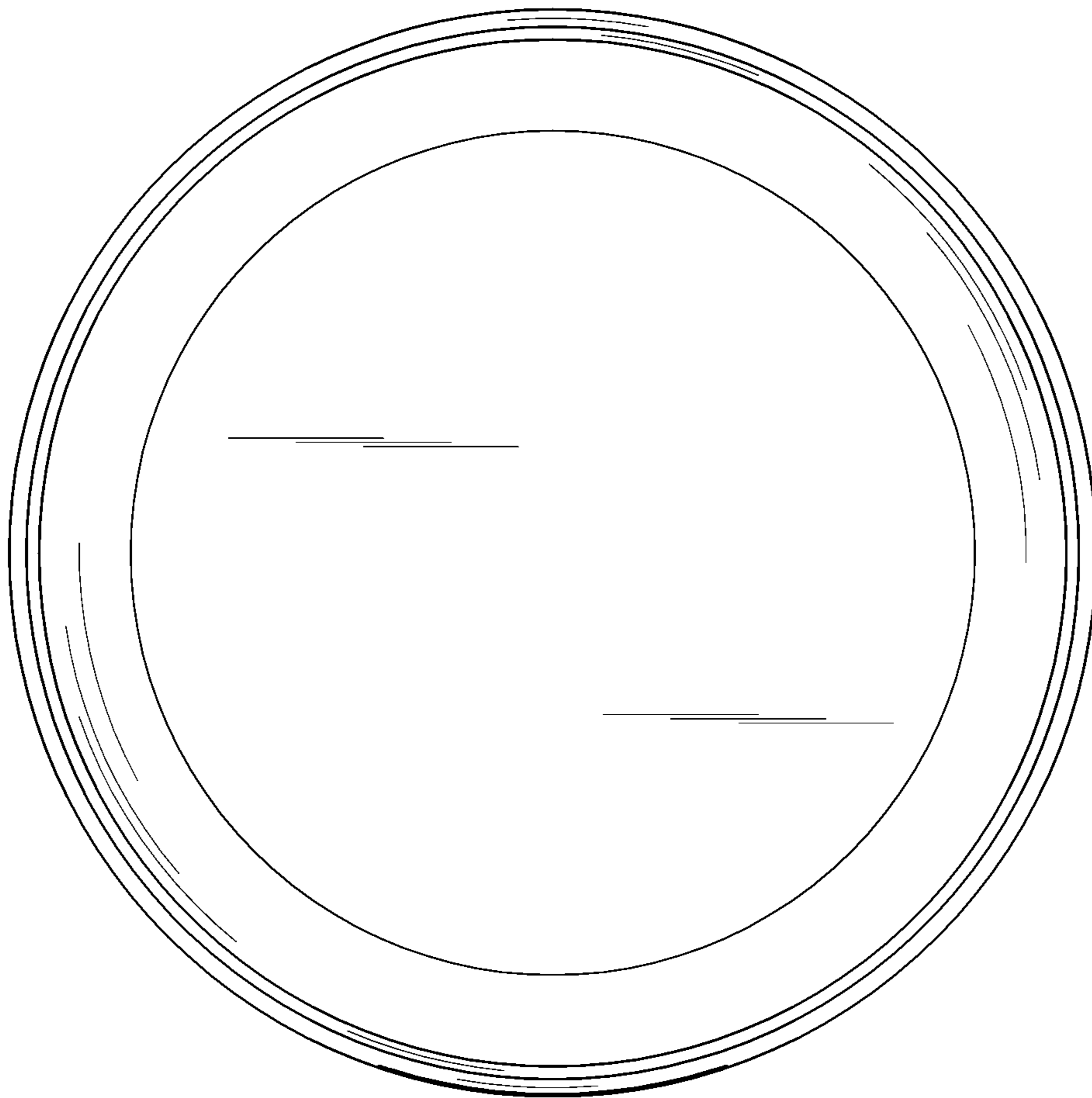


FIG. 7

