

US00D974182S

(12) **United States Design Patent** (10) **Patent No.:** **US D974,182 S**
Yi et al. (45) **Date of Patent:** **** Jan. 3, 2023**

(54) **PACKAGING POUCH**

5/38; B65D 1/32; B65D 1/00; B65D 1/322; B65D 1/24; B65D 1/38

(71) Applicant: **Kolmar Korea Co., Ltd.**, Sejong-si (KR)

See application file for complete search history.

(72) Inventors: **Chang Soo Yi**, Sejong-si (KR); **Sang In Han**, Sejong-si (KR); **Hye Jin Jung**, Sejong-si (KR); **Hee Yoon Kim**, Sejong-si (KR)

(56) **References Cited**

U.S. PATENT DOCUMENTS

D885,196 S *	5/2020	Matsuishi	D9/697
D895,434 S *	9/2020	Matsuishi	D9/697
D927,314 S *	8/2021	Davis	D9/697
D933,490 S *	10/2021	Marotti	D9/697
D952,469 S *	5/2022	Marotti	D9/697

(73) Assignee: **KOLMAR KOREA CO., LTD.**, Sejong-si (KR)

* cited by examiner

(**) Term: **15 Years**

Primary Examiner — Abraham Bahta

(21) Appl. No.: **29/795,593**

(74) *Attorney, Agent, or Firm* — Bridgeway IP Law Group, PLLC; Sang Ho Lee; Hyun Woo Shin

(22) Filed: **Jun. 18, 2021**

(30) **Foreign Application Priority Data**

Dec. 22, 2020 (KR) 30-2020-0064032

(51) **LOC (14) Cl.** **09-05**

(52) **U.S. Cl.**
USPC **D9/697**

(58) **Field of Classification Search**

USPC D9/695-699, 702-703, 705, 707-708, D9/711-712, 521-522, 516, 541, D9/556-560, 723-729, 447, 442-443, D9/453, 730, 686, 688-693, 435, 440; 215/355, 380-381; 222/212, 92, 95-96, 222/107, 215, 531, 386, 536, 207, 394; 220/669, DIG. 7; D28/91.1, 76-78, 82, D28/88, 7; D4/112, 114; D24/119, 133; 206/229; 401/184; D19/66; 221/64, 221/208, 278

CPC B65D 35/00; B65D 35/28; B65D 35/02; B65D 35/04; B65D 35/08; B65D 35/36; B65D 35/38; B65D 5/00; B65D 5/001; B65D 5/0227; B65D 5/0254; B65D 5/0045; B65D 5/18; B65D 5/2033; B65D


(57) **CLAIM**

We claim the ornamental design for a packaging pouch, as shown and described.

DESCRIPTION

FIG. 1 is a top, front, right side perspective view of a packaging pouch, showing our new design;
 FIG. 2 is a front elevational view thereof;
 FIG. 3 is a rear elevational view thereof;
 FIG. 4 is a left side elevational view thereof;
 FIG. 5 is a right side elevational view thereof;
 FIG. 6 is a top plan view thereof;
 FIG. 7 is a bottom plan view thereof; and,
 FIG. 8 is a top, front, left side perspective view thereof.
 The broken lines in the drawings show portions of the packaging pouch which form no part of the claimed design.

1 Claim, 7 Drawing Sheets



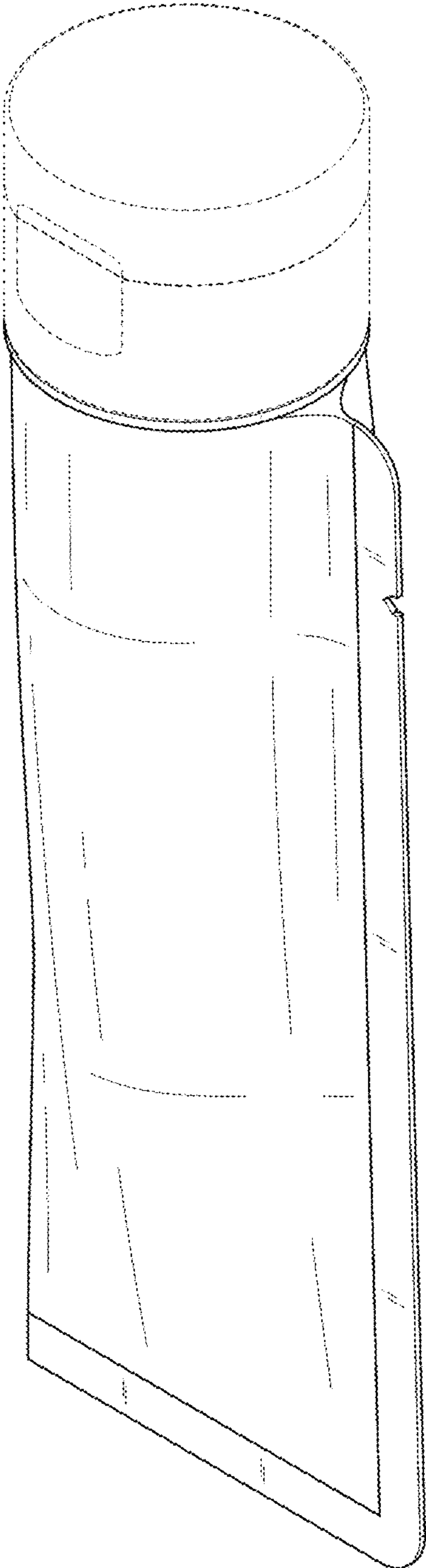


FIG. 1

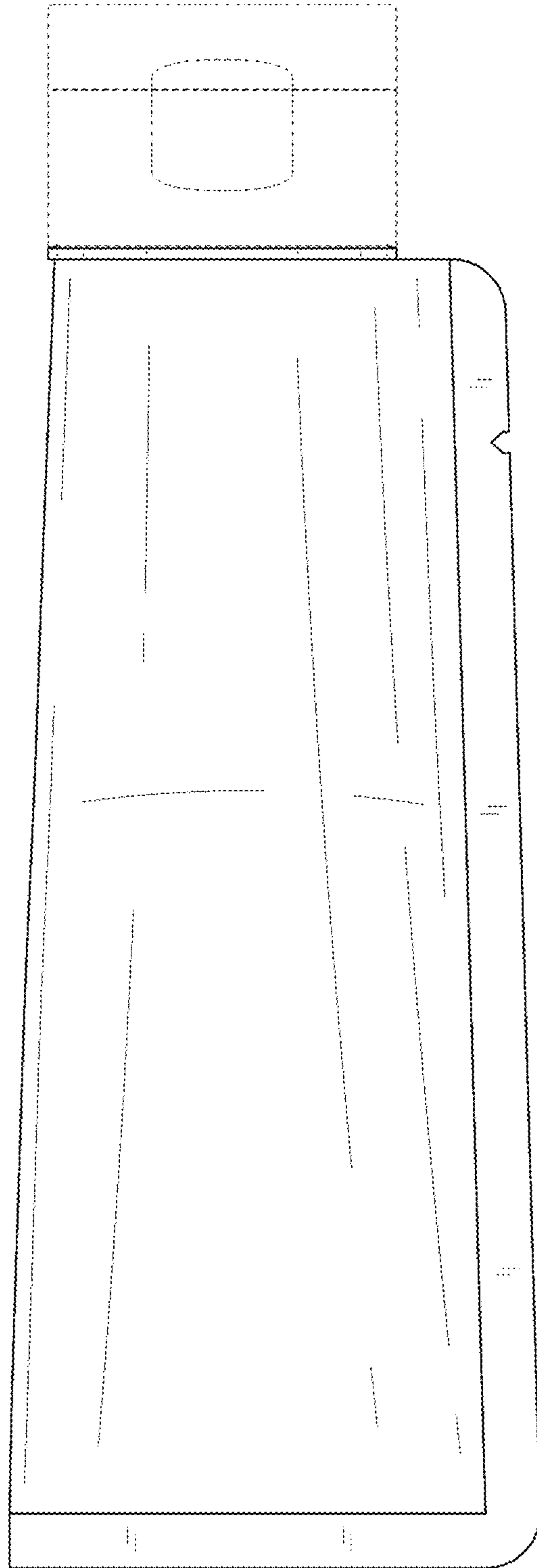


FIG. 2

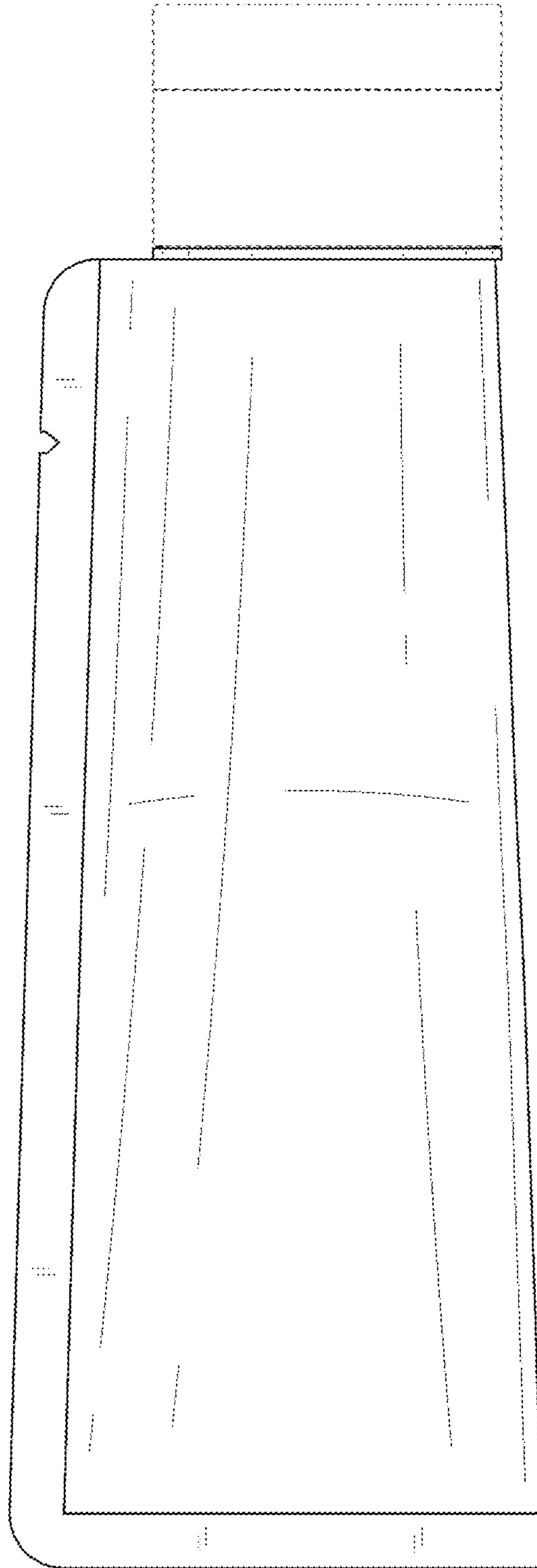


FIG. 3

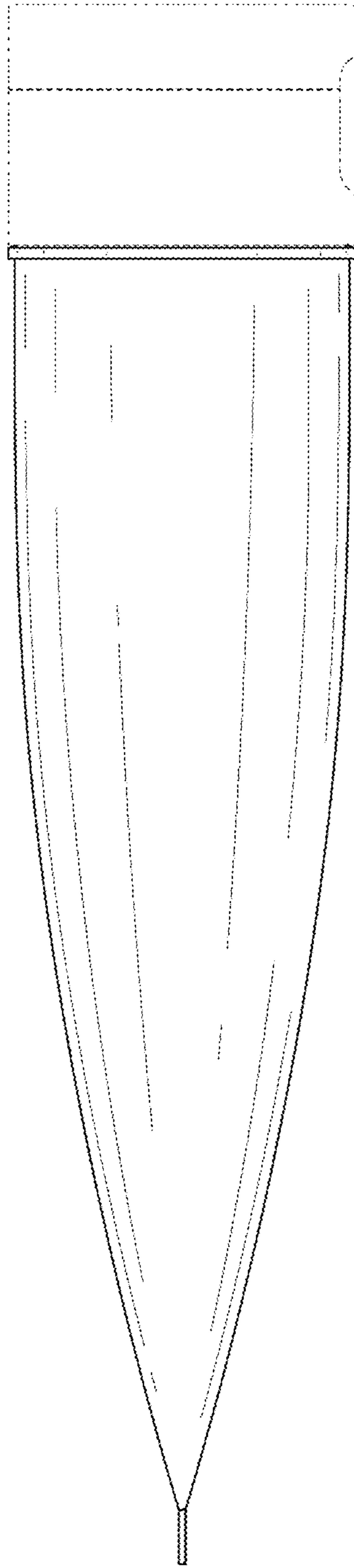


FIG. 4

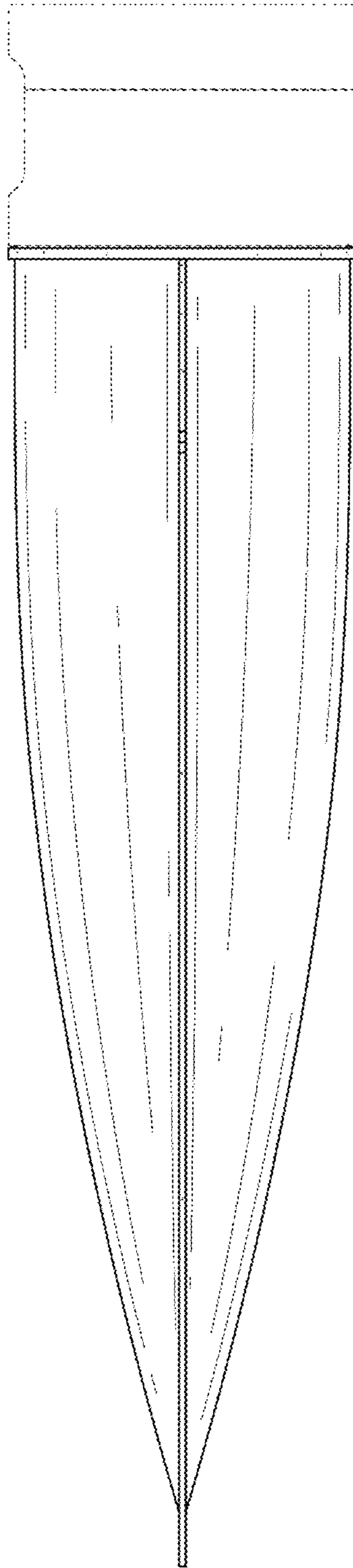


FIG. 5

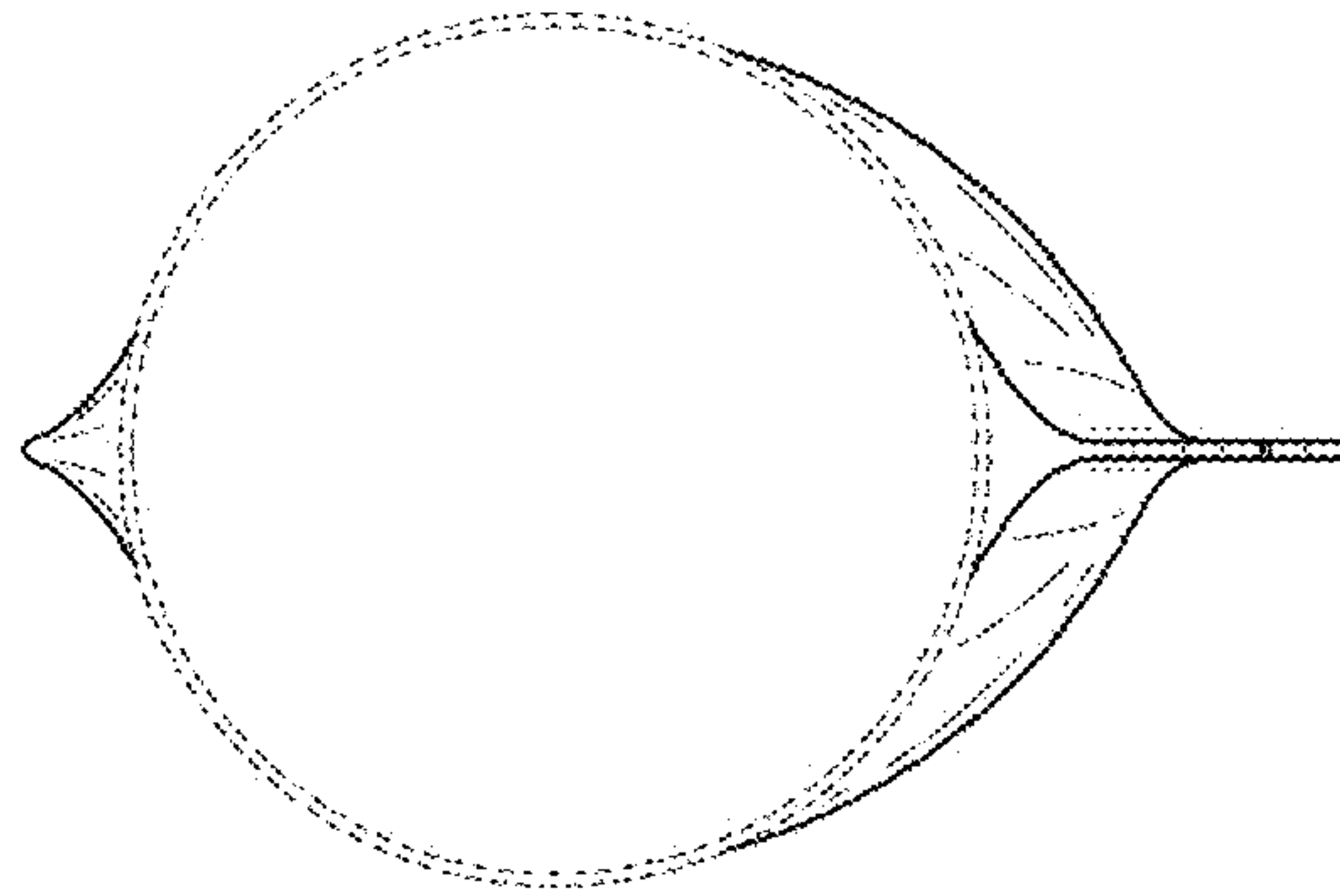


FIG. 6

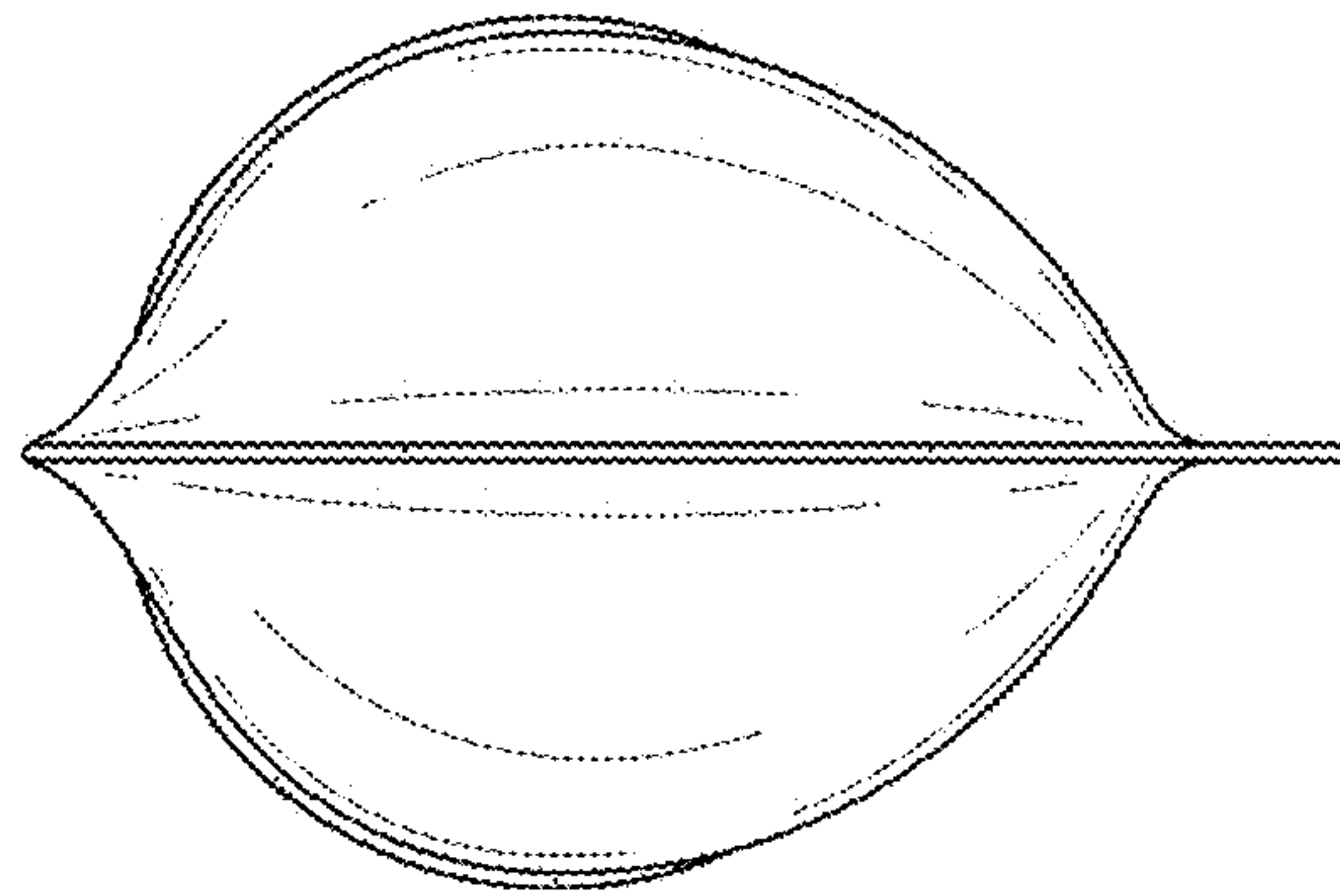


FIG. 7

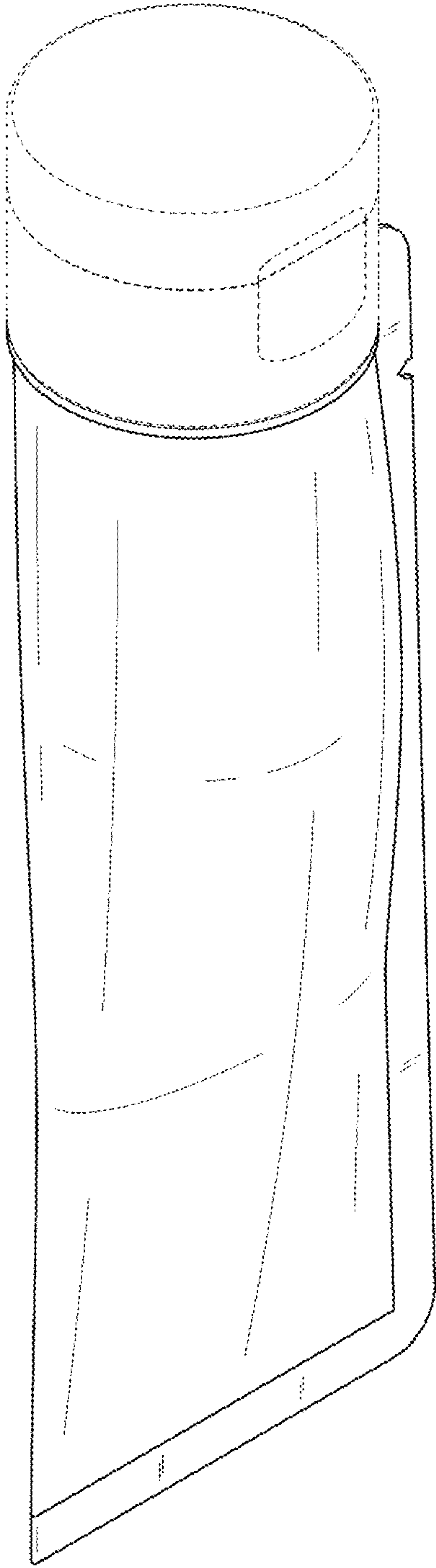


FIG. 8