



US00D974176S

(12) **United States Design Patent** (10) **Patent No.:** **US D974,176 S**
Takaddus et al. (45) **Date of Patent:** **** Jan. 3, 2023**

(54) **BOTTLE**
(71) Applicant: **NIAGARA BOTTLING, LLC**,
Diamond Bar, CA (US)
(72) Inventors: **Ahmed Tasnub Takaddus**, Riverside,
CA (US); **Naser Imran Hossain**,
Fullerton, CA (US); **Amit Bhowmik**,
Walnut, CA (US); **Abhishek Shukla**,
Chino Hills, CA (US)

D589,375 S 3/2009 Tang
D608,203 S 1/2010 Yourist
D613,166 S 4/2010 Bentley
D624,415 S 9/2010 Chupak
D642,471 S 8/2011 White et al.
D652,730 S 1/2012 Yourist et al.
D653,951 S 2/2012 Scott
D667,306 S 9/2012 Verea

(Continued)

(73) Assignee: **Niagara Bottling, LLC**, Diamond Bar,
CA (US)

Image of PuriTea bottle, publicly available at least as early as Sep.
15, 2020.

(Continued)

(**) Term: **15 Years**

Primary Examiner — Dana Meyrow

(21) Appl. No.: **29/809,725**

(74) *Attorney, Agent, or Firm* — Michael Best &
Friedrich LLP

(22) Filed: **Sep. 29, 2021**

Related U.S. Application Data

(62) Division of application No. 29/750,854, filed on Sep.
16, 2020, now Pat. No. Des. 932,301.

(51) **LOC (14) Cl.** **09-01**

(52) **U.S. Cl.**
USPC **D9/502; D9/516**

(58) **Field of Classification Search**
USPC D9/500, 502–504, 516, 530, 537–539,
D9/549, 557–558, 715, 719;
215/370–371, 379, 381–383; 220/604,
220/608–609, 660, 662, 669–670, 672,
220/675

CPC B65D 1/00; B65D 1/02; B65D 1/0223;
B65D 23/00; B65D 23/102; B65D
2501/00; B65D 2501/0009; B65D
2501/0018; B65D 2501/0036

See application file for complete search history.

(56) **References Cited**

U.S. PATENT DOCUMENTS

D538,658 S 3/2007 Horne et al.
D545,194 S 6/2007 Goudsblom

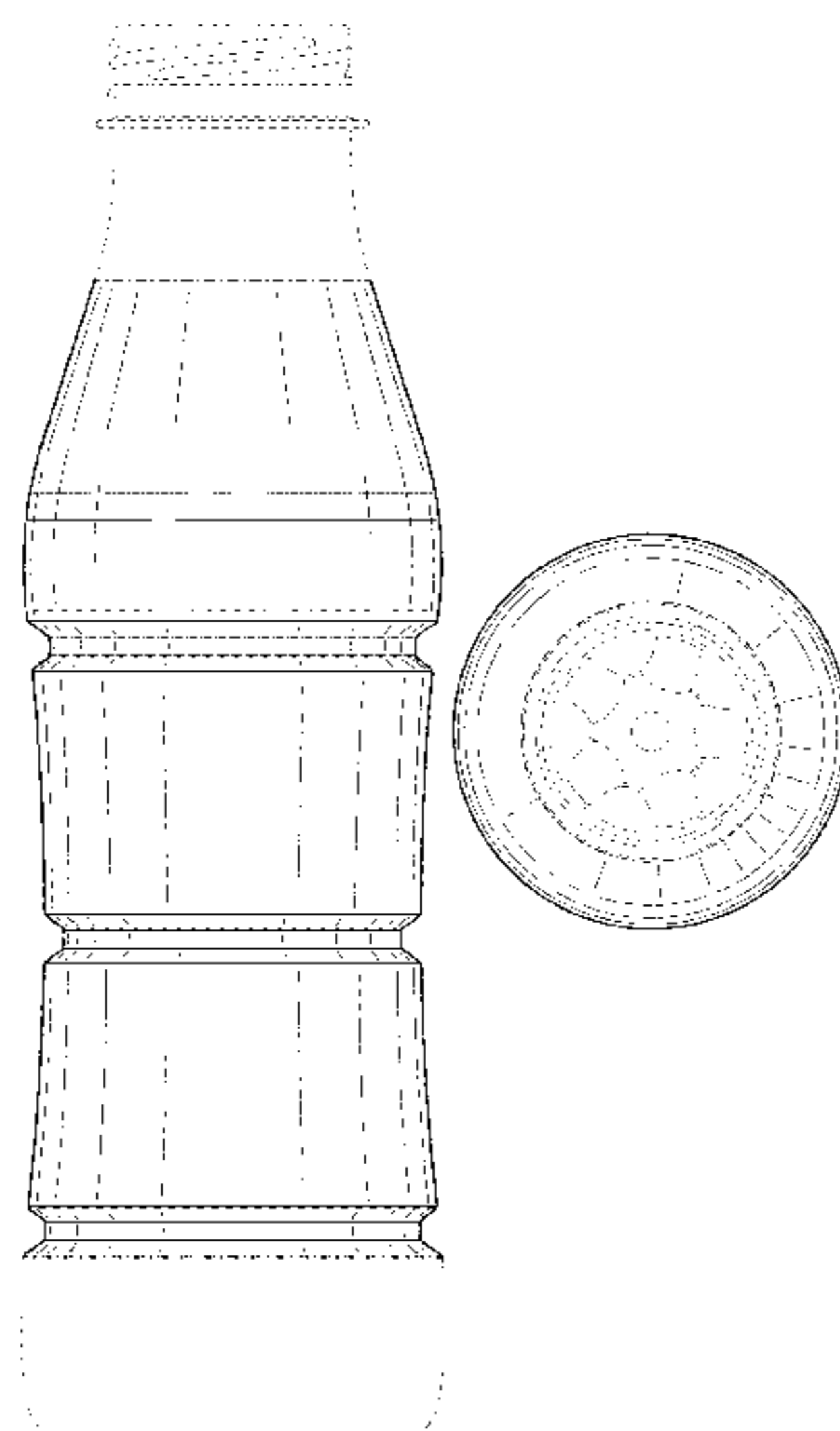
(57) **CLAIM**

We claim the ornamental design for a bottle, as shown and
described.

DESCRIPTION

FIG. 1 is a top perspective view of a bottle.
FIG. 2 is a bottom perspective view of the bottle shown in
FIG. 1.
FIG. 3 is a left side view of the bottle shown in FIG. 1.
FIG. 4 is a right side view of the bottle shown in FIG. 1.
FIG. 5 is a front side view of the bottle shown in FIG. 1.
FIG. 6 is a rear side view of the bottle shown in FIG. 1.
FIG. 7 is a top view of the bottle shown in FIG. 1; and,
FIG. 8 is a bottom view of the bottle shown in FIG. 1.
The uneven broken lines represent boundaries of the design
and form no part of the claimed design. The even broken
lines represent portions of the article that form no part of the
claimed design. Any surfaces inside the bottle form no part
of the claimed design.

1 Claim, 5 Drawing Sheets



(56)

References Cited

U.S. PATENT DOCUMENTS

D670,565 S 11/2012 Yourist et al.
 D682,700 S 5/2013 White et al.
 D689,375 S 9/2013 Garner
 D705,065 S 5/2014 Egret
 D740,663 S 10/2015 Zeboudj
 D744,835 S 12/2015 Warner et al.
 D746,685 S 1/2016 Foley
 D746,686 S 1/2016 Yourist
 D746,687 S 1/2016 Yourist
 D746,688 S 1/2016 Yourist
 D755,049 S 5/2016 Clark et al.
 D755,636 S 5/2016 Hanan
 D815,948 S 4/2018 McCarney
 D819,446 S 6/2018 Diehl
 D829,556 S 10/2018 Cartis et al.
 D830,181 S * 10/2018 Druart D9/502
 D845,772 S * 4/2019 Hall D9/502
 D868,587 S 12/2019 Dutra et al.

D871,219 S 12/2019 Mastny
 D874,934 S 2/2020 Yourist
 D878,211 S 3/2020 Dutra et al.
 D906,114 S * 12/2020 McFarlane D9/502
 D913,098 S * 3/2021 Cavanaugh D9/502
 D915,203 S * 4/2021 Cavanaugh D9/502
 D915,887 S * 4/2021 Cartis D9/502
 D916,593 S * 4/2021 McFarlane D9/502
 D932,300 S 10/2021 Takaddus et al.
 D932,301 S 10/2021 Takaddus et al.
 D932,897 S * 10/2021 Moyal D9/557
 2012/0074151 A1 3/2012 Gill et al.
 2012/0097635 A1 4/2012 Yourist et al.
 2019/0322404 A1 10/2019 Forsthovel et al.

OTHER PUBLICATIONS

Image of Replenish bottle, publicly available at least as early as Sep. 15, 2020.

* cited by examiner

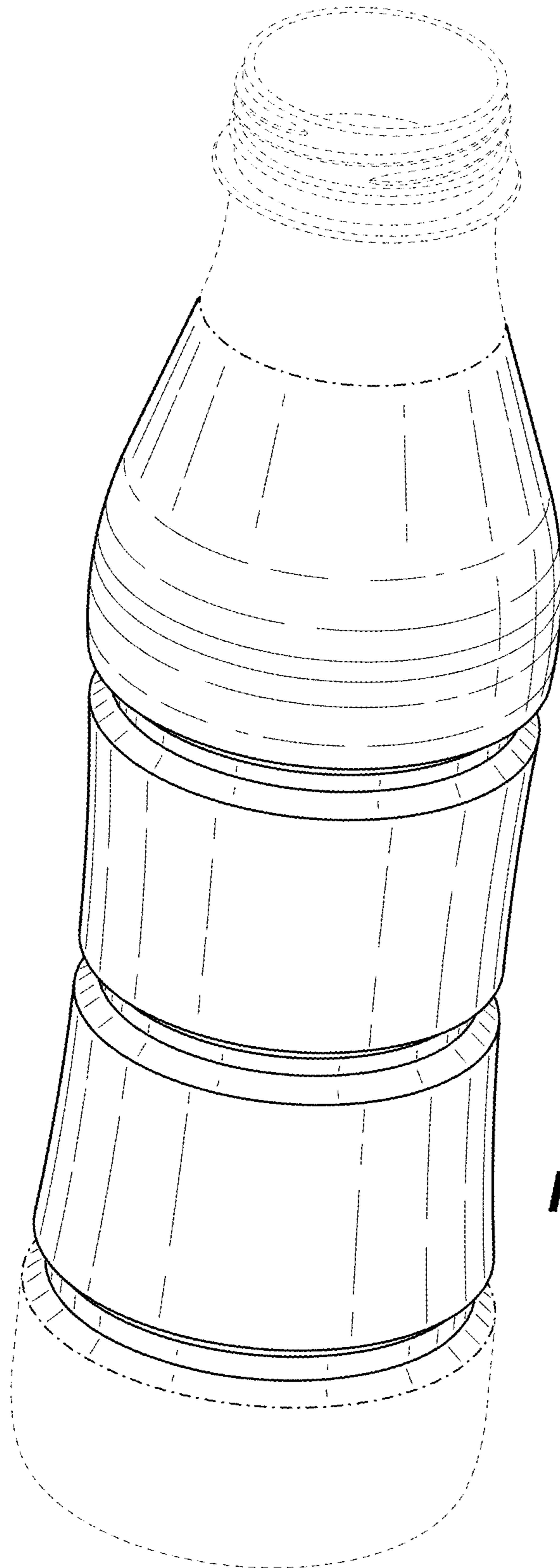


FIG. 1

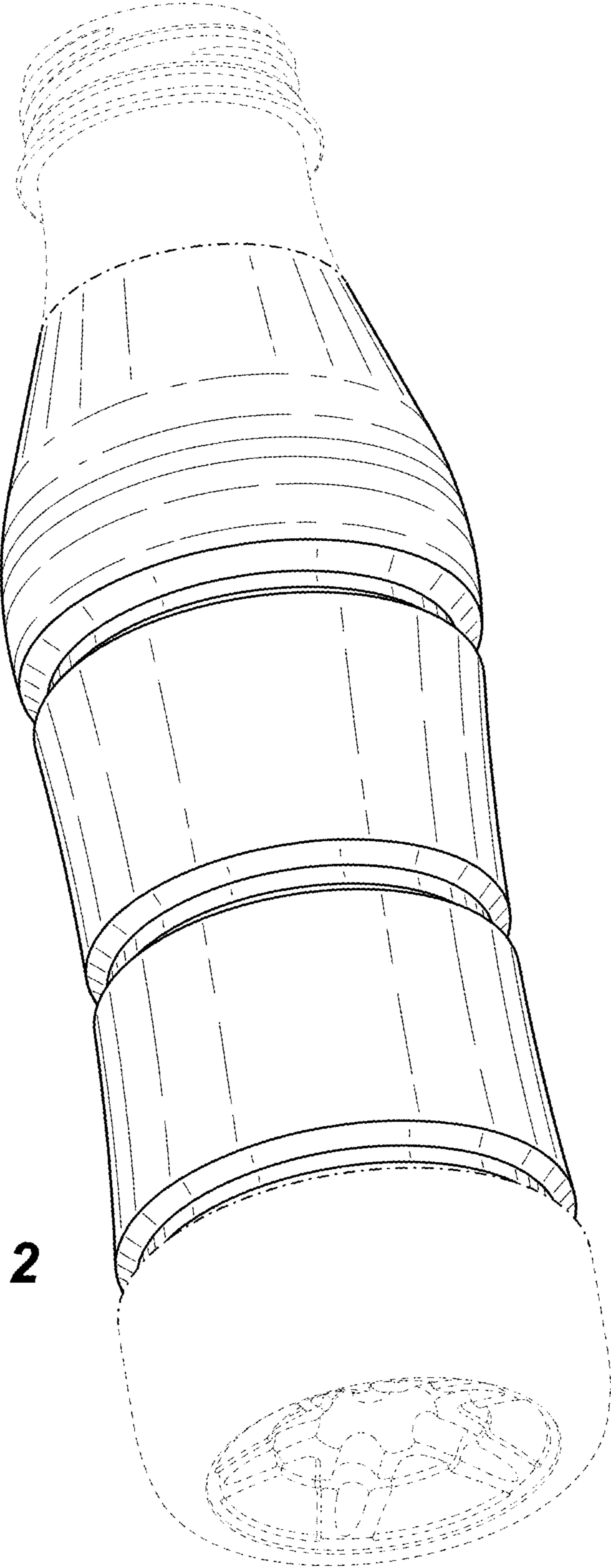


FIG. 2

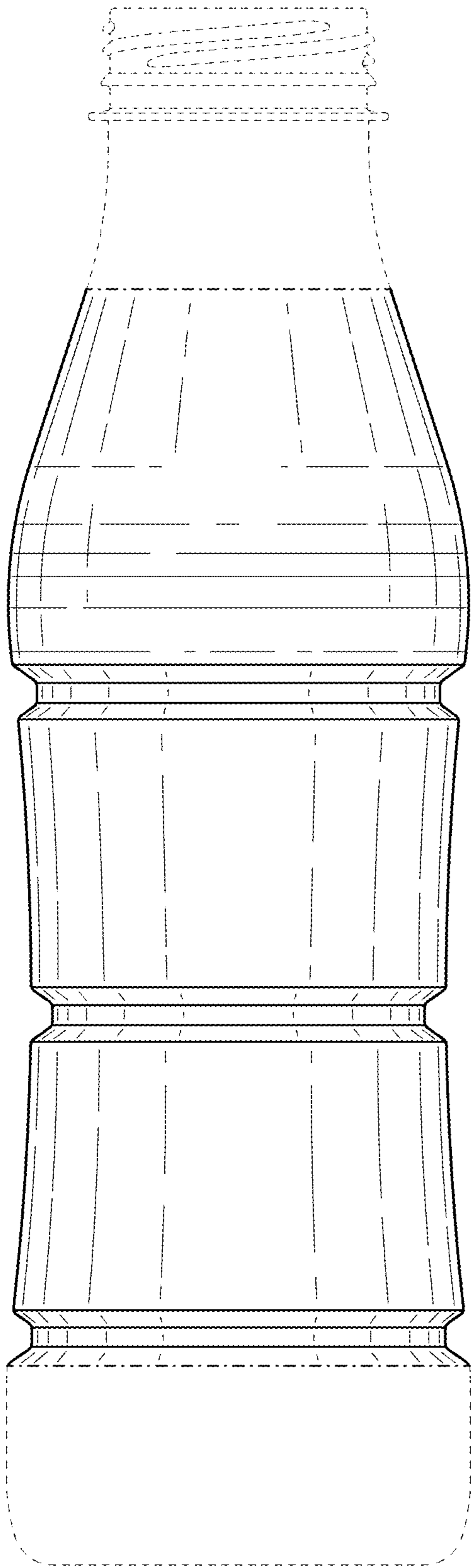


FIG. 3

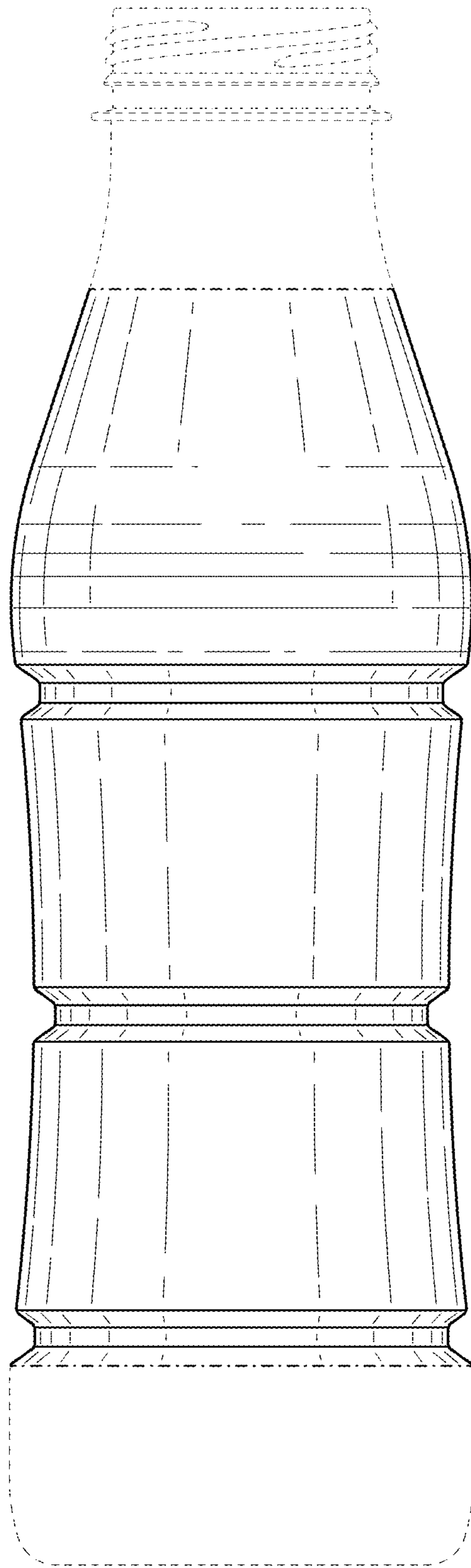


FIG. 4

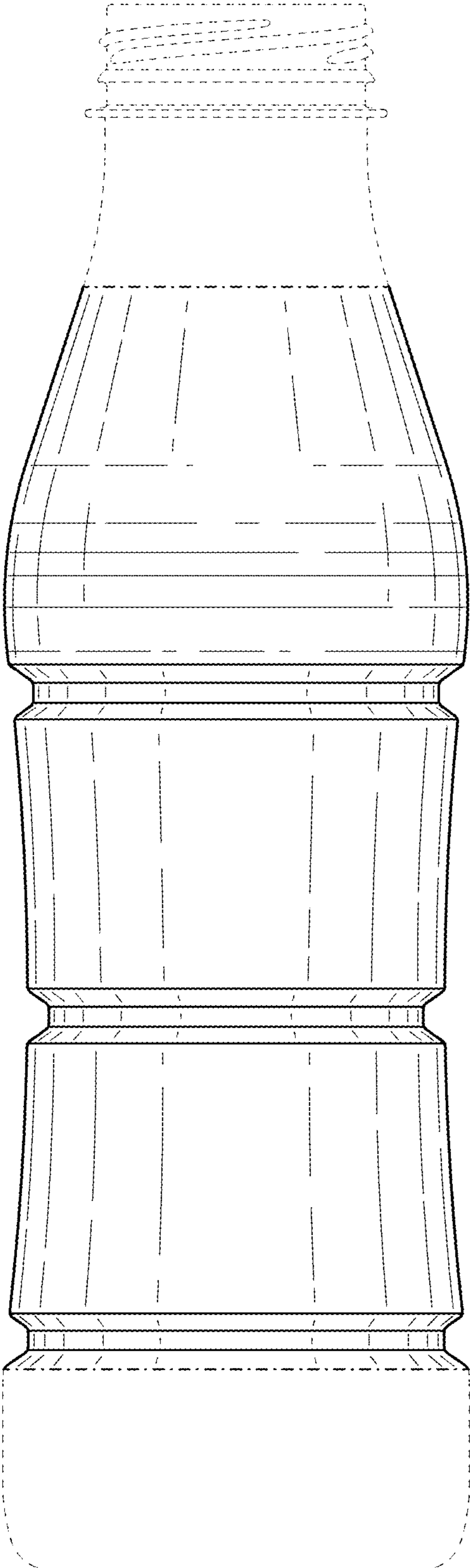


FIG. 5

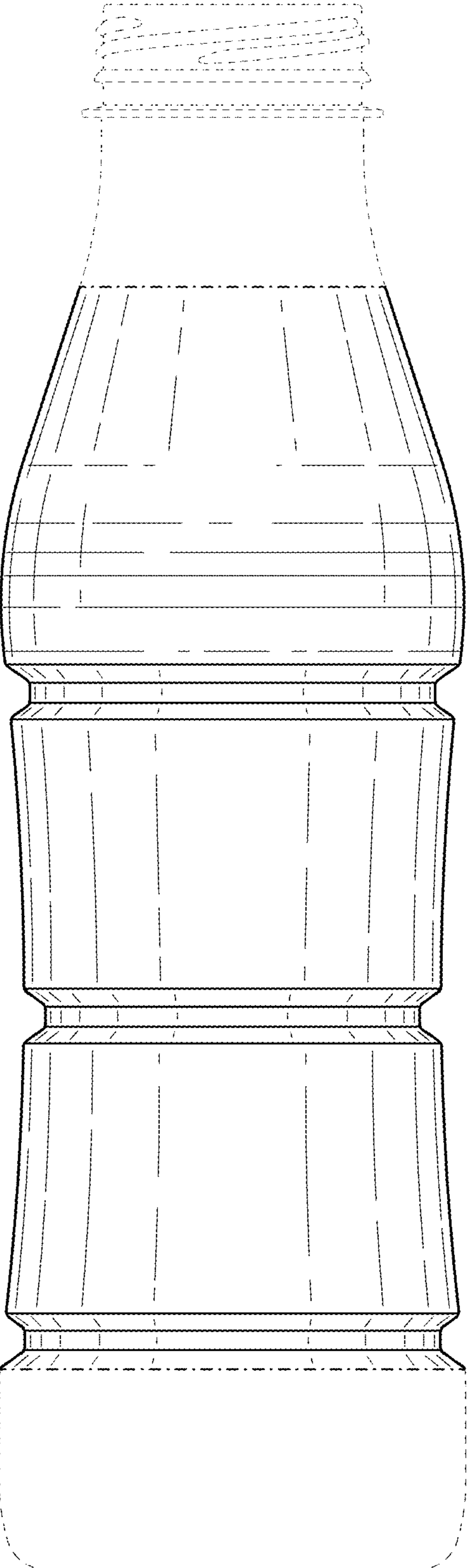


FIG. 6

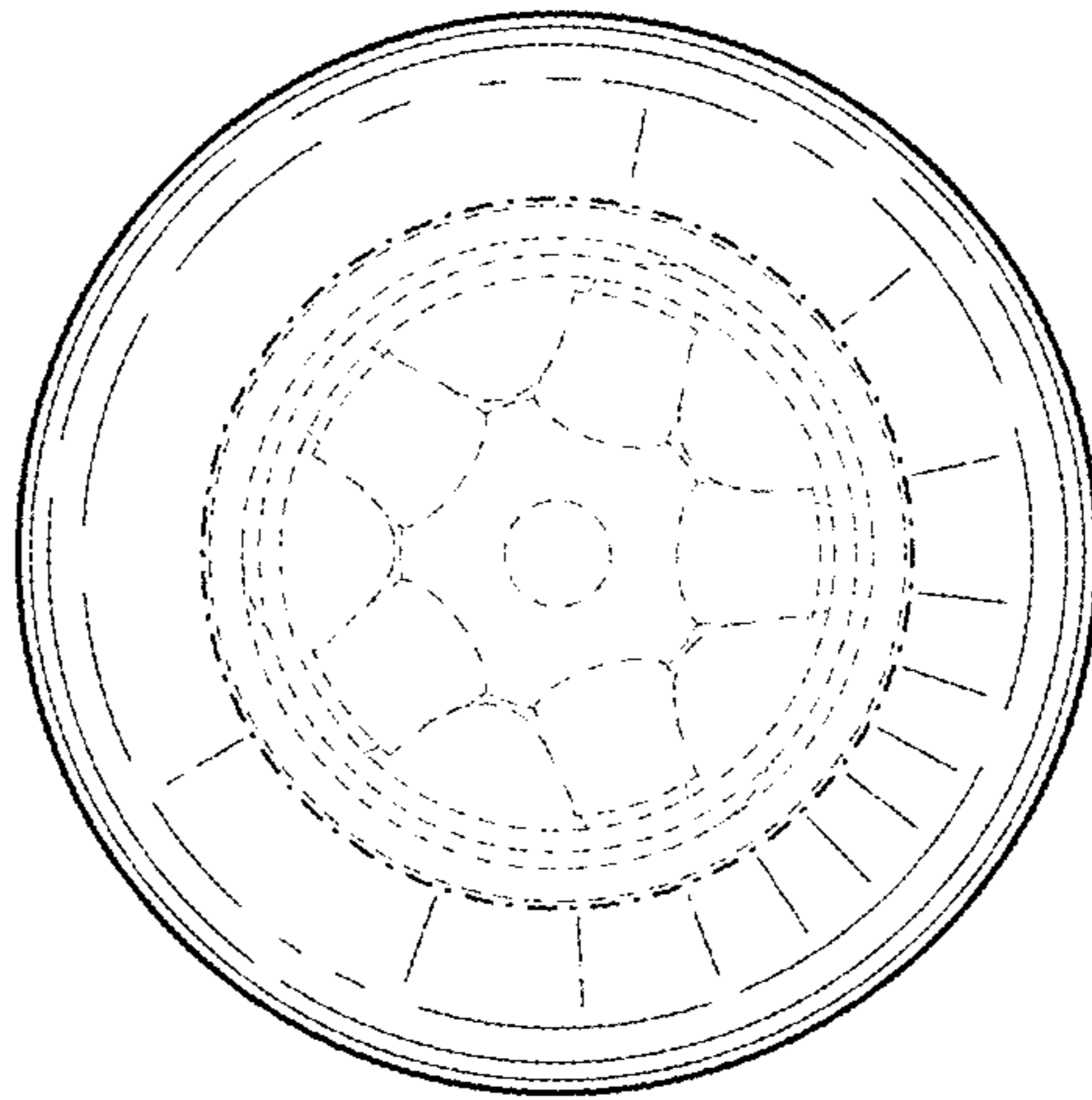


FIG. 7

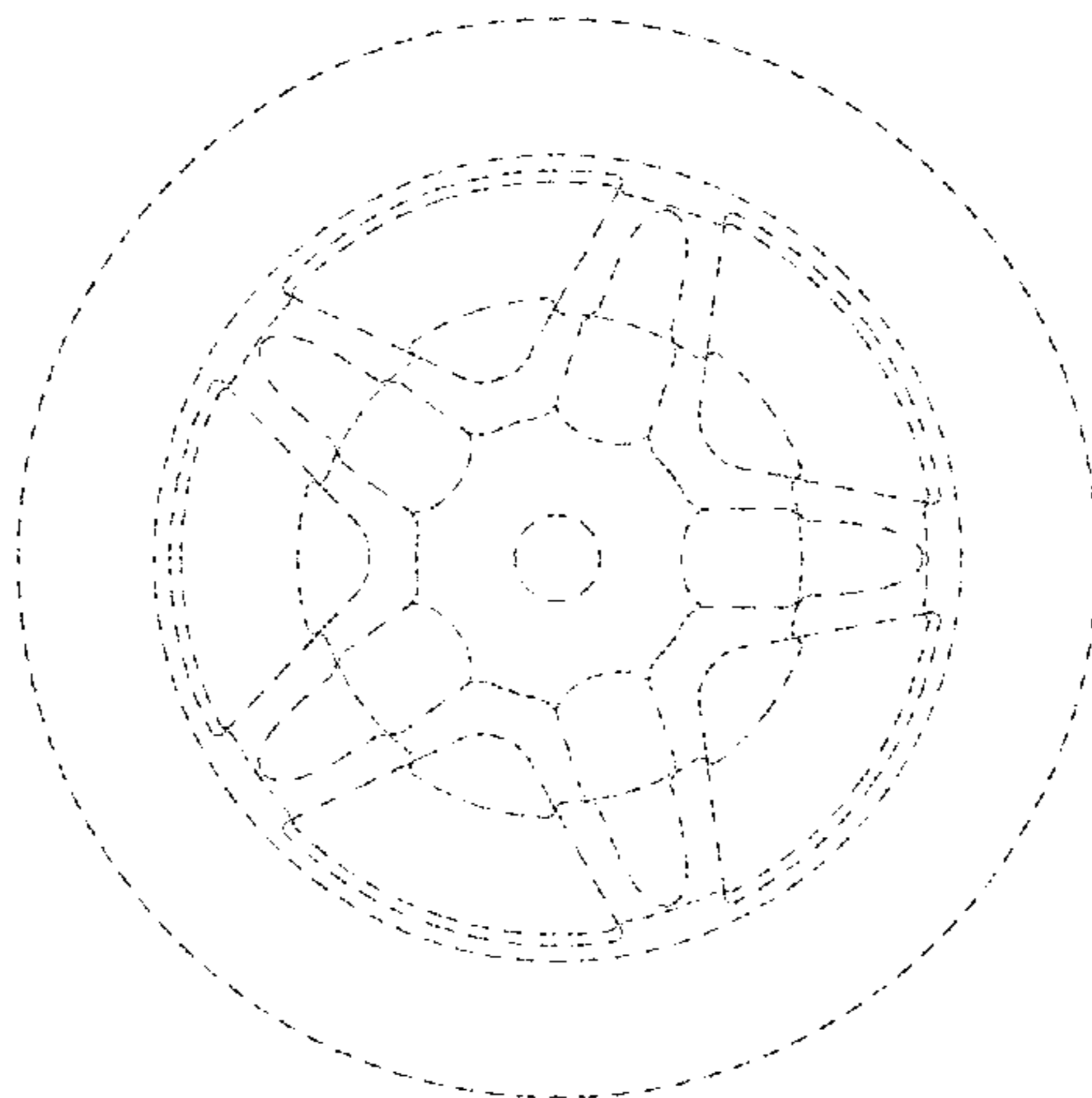


FIG. 8