



US00D974159S

(12) **United States Design Patent** (10) **Patent No.:** **US D974,159 S**
Armstrong et al. (45) **Date of Patent:** **** Jan. 3, 2023**

(54) **LEAF MOUNTING CLIP**
(71) Applicant: **Reckitt & Colman (Overseas)**
Hygiene Home Limited, Slough (GB)
(72) Inventors: **Mark Armstrong, London (GB);**
Simon Newbegin, London (GB)
(73) Assignee: **Reckitt & Colman (Overseas)**
Hygiene Home Limited, Slough (GB)

D559,669 S * 1/2008 Grady D8/394
D559,670 S * 1/2008 Levesque D8/394
D598,279 S * 8/2009 Seehoff D8/395
D670,998 S * 11/2012 Lavoie D8/395
D671,822 S * 12/2012 van der Lande D8/395
D671,823 S * 12/2012 van der Lande D8/395
D671,824 S * 12/2012 Van Der Lande D8/395
D697,396 S * 1/2014 Goodman D8/395
D697,397 S * 1/2014 Goodman D8/395

(Continued)

(**) Term: **15 Years**

FOREIGN PATENT DOCUMENTS

CN 303767377 * 8/2016

(21) Appl. No.: **29/712,819**

OTHER PUBLICATIONS

(22) Filed: **Nov. 12, 2019**

Advanced Auto Parts website 2022, Tropical Leaf Vent Clip freshener, site visited Jun. 9, 2022, <https://shop.advanceautoparts.com/p/hammer-car-air-freshener-tropical-leaf-vent-clip-2-pack-tropical-scent-ah8265tr/> . . . *

(30) **Foreign Application Priority Data**

May 21, 2019 (EM) 006494654-0001

(51) **LOC (14) Cl.** **08-08**

(52) **U.S. Cl.**
USPC **D8/394**

(58) **Field of Classification Search**
USPC D8/394-396; D3/215, 247; D20/22, 28;
D19/10

CPC . A45F 5/02; A45F 5/021; A45F 5/004; A44C
3/001

See application file for complete search history.

Primary Examiner — John R Yeh

(74) *Attorney, Agent, or Firm* — Troutman Pepper
Hamilton Sanders LLP; Ryan A. Schneider; Chris N.
Davis

(57) **CLAIM**

The ornamental design for a leaf mounting clip, as shown and described.

(56) **References Cited**

DESCRIPTION

U.S. PATENT DOCUMENTS

D288,073 S * 2/1987 Jakubek D11/118
D322,519 S * 12/1991 Holtz D8/395
D323,195 S * 1/1992 Gehlbach D11/118
D383,666 S * 9/1997 Adams D8/395
D399,875 S * 10/1998 Lo D19/86
D402,914 S * 12/1998 Andersen D11/121
D413,833 S * 9/1999 Hollinger D11/121
D426,432 S * 6/2000 Saddler D11/128
D444,682 S * 7/2001 Vargas D7/675
D477,987 S * 8/2003 Adams D8/395
D517,309 S * 3/2006 Murphy D3/211

FIG. 1 is a perspective view of our new design for a leaf mounting clip;

FIG. 2 is a front elevation view thereof;

FIG. 3 is a rear elevation view thereof;

FIG. 4 is a left side elevation view thereof;

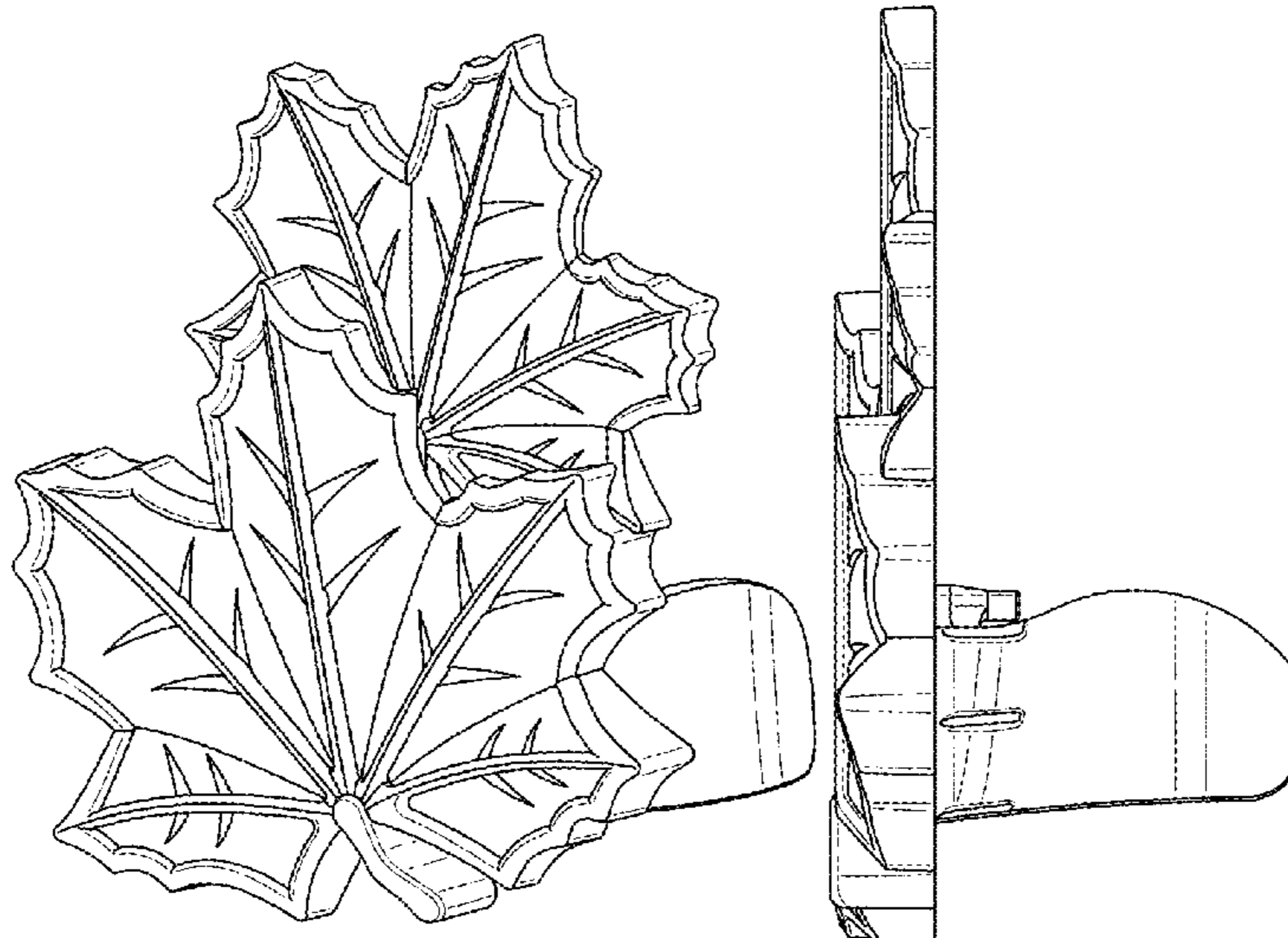
FIG. 5 is a right side view thereof;

FIG. 6 is a top plan view thereof; and,

FIG. 7 is a bottom plan view thereof.

The broken lines depict portions of the leaf mounting clip that form no part of the claimed design.

1 Claim, 3 Drawing Sheets



(56)

References Cited

U.S. PATENT DOCUMENTS

D705,646 S *	5/2014	Finn	D8/395
D706,616 S *	6/2014	Katz	D8/394
D772,523 S *	11/2016	Block	D1/110
D948,325 S *	4/2022	Lahens	D8/395

* cited by examiner




Fig. 1




Fig. 2

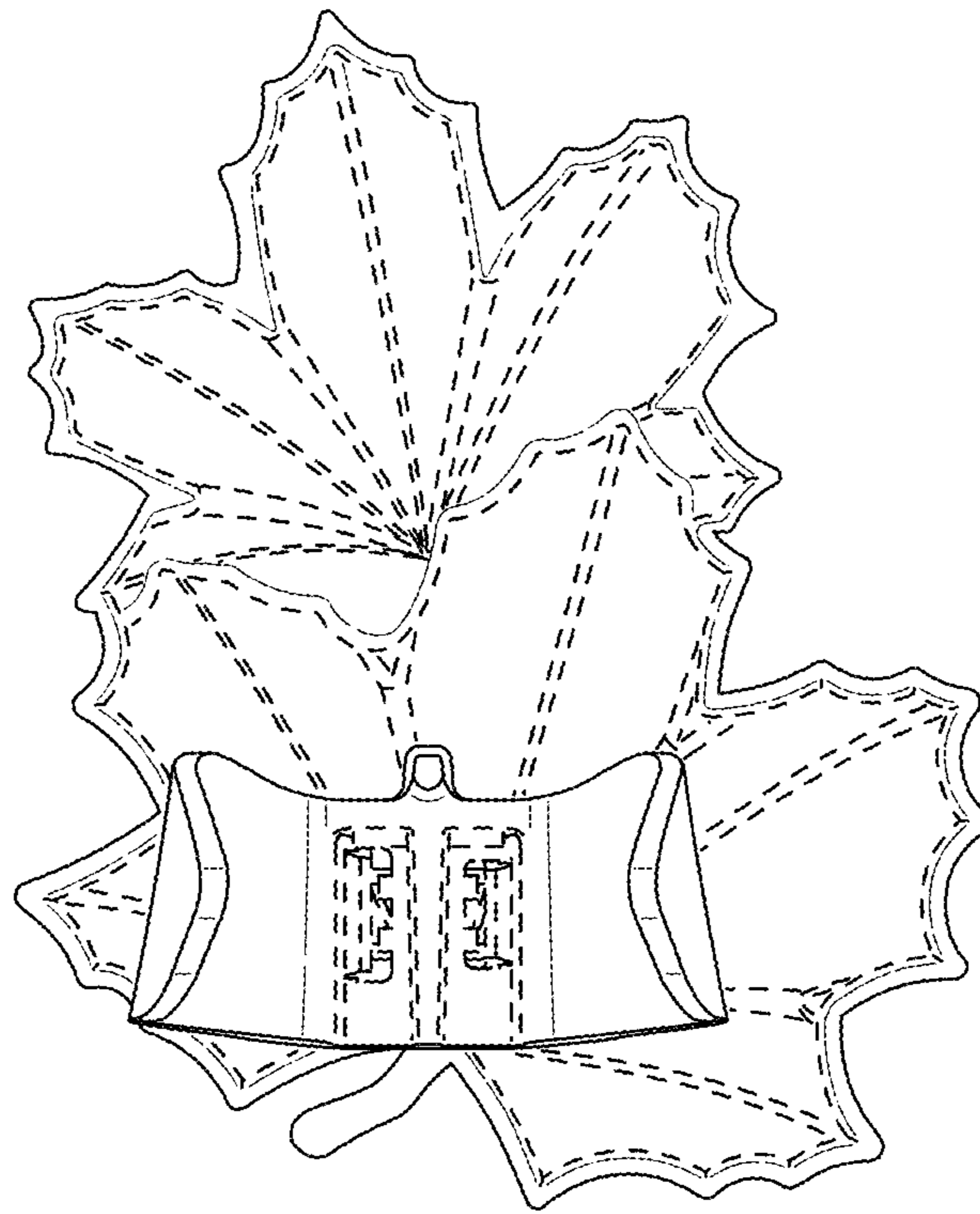


Fig. 3

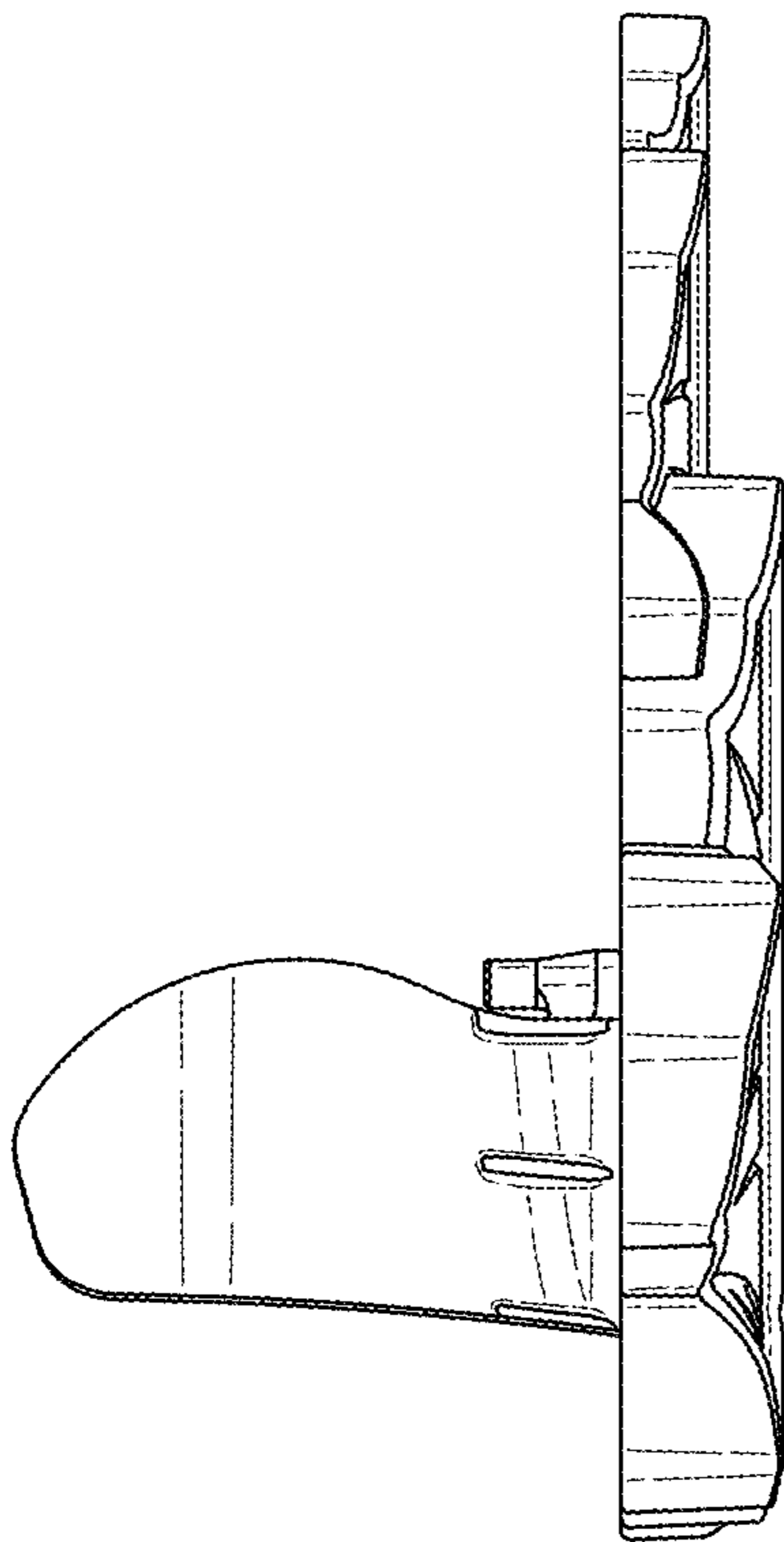


Fig. 4

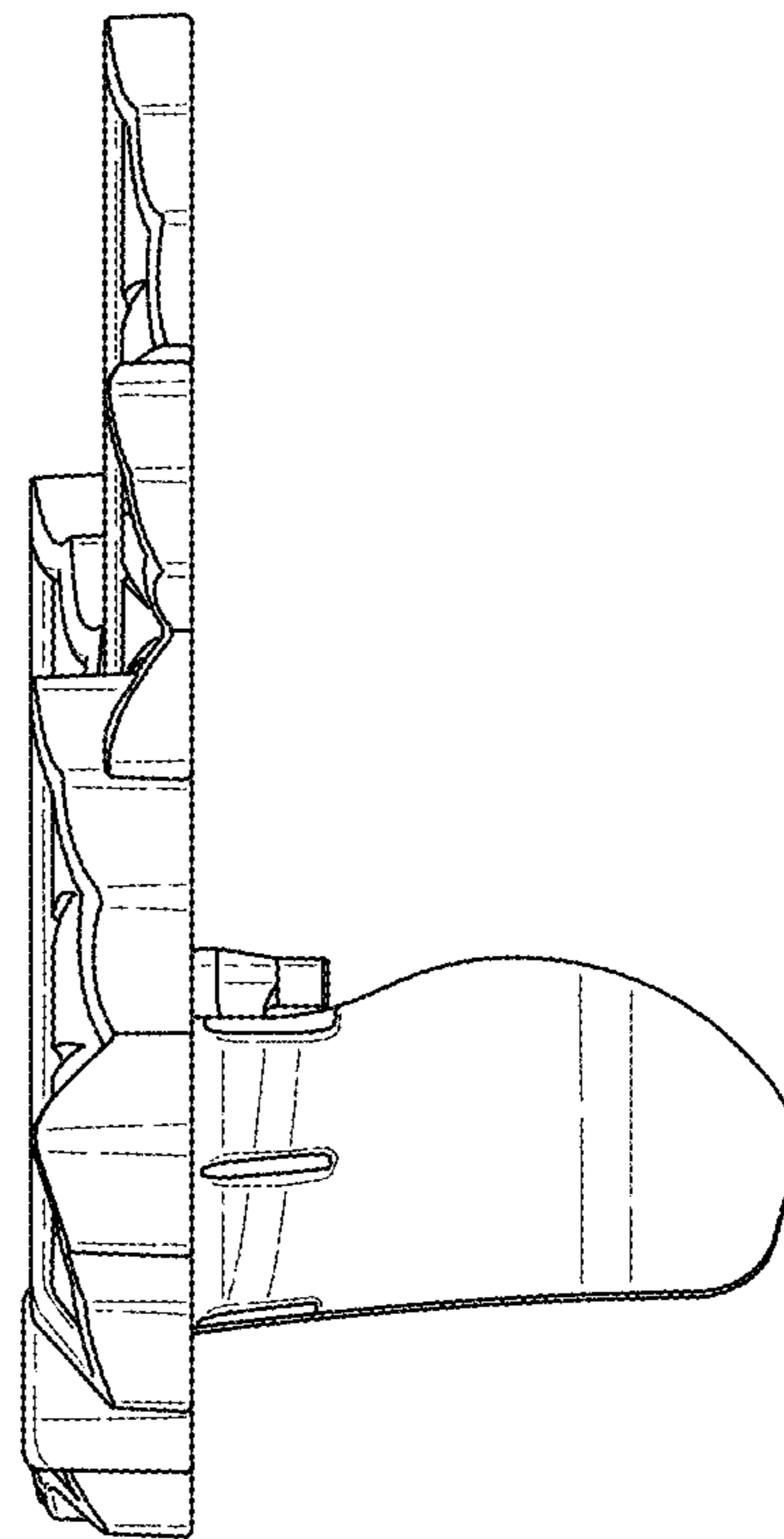


Fig. 5

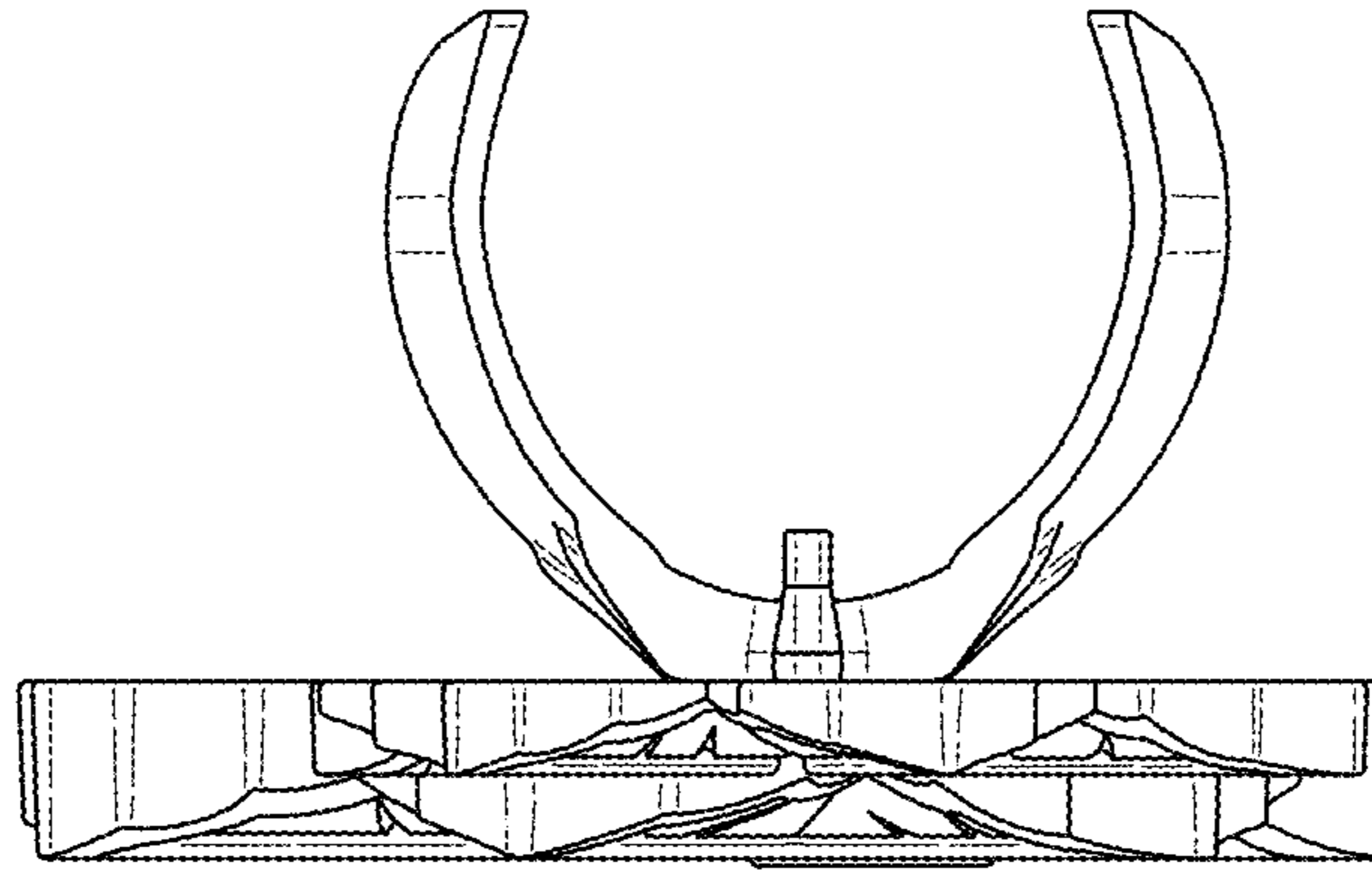


Fig. 6

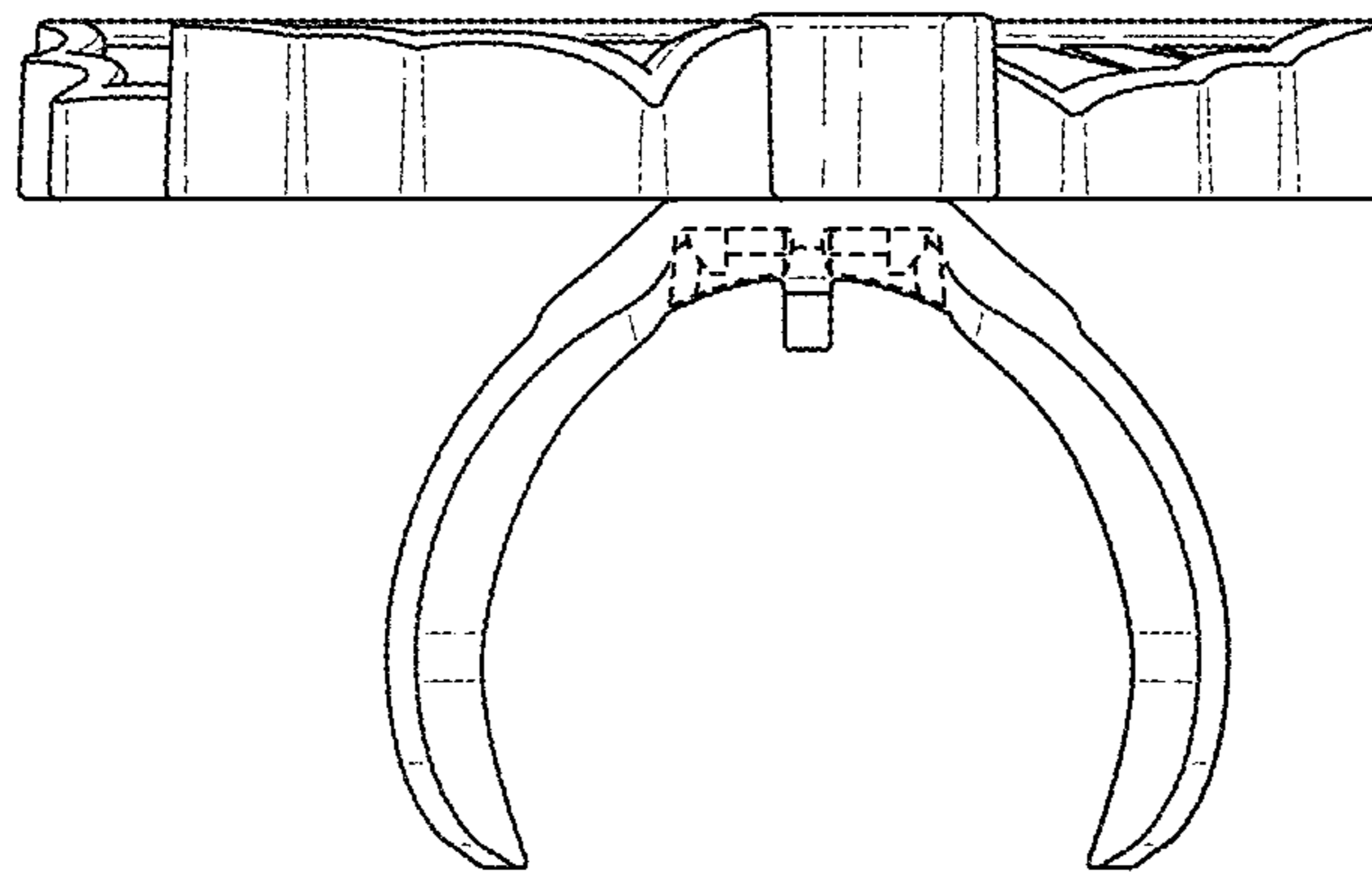


Fig. 7