



US00D974127S

(12) **United States Design Patent** (10) **Patent No.:** **US D974,127 S**
Luo (45) **Date of Patent:** **** Jan. 3, 2023**

(54) **FOOD CLIP** 7,654,197 B2 * 2/2010 Knusel A47J 19/06
100/234
(71) Applicant: **Chengxin Luo**, Shenzhen (CN) D654,339 S * 2/2012 Lewis D8/57
D833,836 S 11/2018 Li
(72) Inventor: **Chengxin Luo**, Shenzhen (CN) D890,580 S * 7/2020 Brown D7/687
D935,854 S * 11/2021 Sears A47G 21/10
D7/686

(**) Term: **15 Years**

(21) Appl. No.: **29/789,410**

(22) Filed: **Sep. 22, 2021**

(51) **LOC (14) Cl.** **07-06**

(52) **U.S. Cl.**
USPC **D7/687**

(58) **Field of Classification Search**
USPC D7/368, 387, 665–669, 672, 673,
D7/678–680, 682–687, 693, 708.1;
D8/33, 51, 52, 57
CPC A47J 43/26; A47J 43/283; B25B 7/00;
B25B 7/02
See application file for complete search history.

(56) **References Cited**

U.S. PATENT DOCUMENTS

- 246,034 A * 8/1881 Renz A47J 43/26
99/581
- D59,936 S * 12/1921 Seher D8/57
- D100,792 S * 8/1936 Pocock D7/687
- D157,874 S * 3/1950 Kolden D7/687
- 2,578,344 A * 12/1951 Everett A47G 21/10
452/185
- D297,603 S * 9/1988 Zabarte A47J 43/26
D8/52
- D338,139 S * 8/1993 Pender, IV D21/655
- D358,305 S * 5/1995 Winter D8/51
- D415,659 S * 10/1999 Weibel D7/680
- D458,822 S * 6/2002 Peperkorn D8/52
- D480,278 S * 10/2003 Jones D7/680
- D537,306 S * 2/2007 Roberson D8/52
- D539,103 S 3/2007 Fu Yeung
- D579,280 S 10/2008 Bodum

OTHER PUBLICATIONS

Design No. 300935113.0000, Dec. 6, 2017—Korean Intellectual Property Office (KIPO) Publication Date—Dec. 14, 2017 Owner—Kim ChangHo WIPO, available at <https://www3.wipo.int/designdb/en/index.jsp> (Year: 2017).*

Design No. 307166119, Sep. 26, 2021—China National Intellectual Property Administration (CNIPA) Publication Date—Mar. 15, 2022 Owner—Luo Chengxin WIPO, available at <https://www3.wipo.int/designdb/en/index.jsp> (Year: 2021).*

* cited by examiner

Primary Examiner — Mary Ann Calabrese
Assistant Examiner — Natalya M Rapundalo
(74) *Attorney, Agent, or Firm* — Rumit Ranjit Kanakia

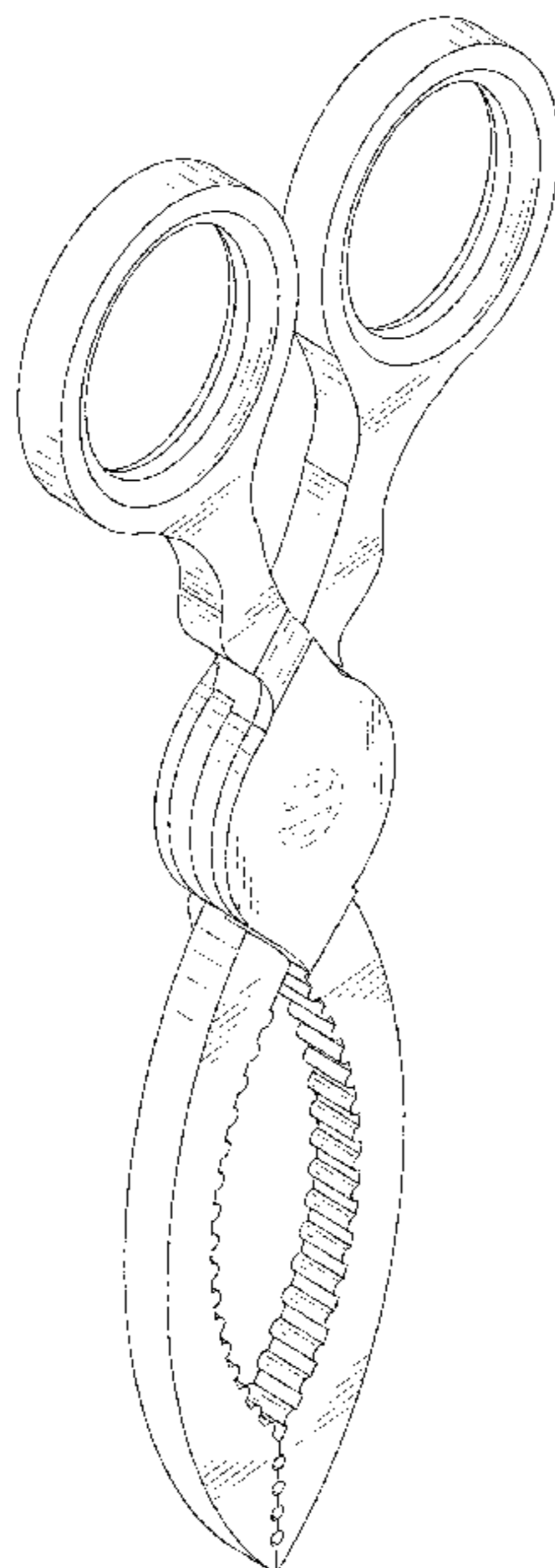
(57) **CLAIM**

The ornamental design for a food clip, as shown and described.

DESCRIPTION

FIG. 1 is a front perspective view of a food clip showing my new design;
FIG. 2 is a rear perspective view thereof;
FIG. 3 is a front view thereof;
FIG. 4 is a back view thereof;
FIG. 5 is a left side view thereof;
FIG. 6 is a right side view thereof;
FIG. 7 is a top view thereof; and,
FIG. 8 is a bottom view thereof.
The broken lines shown in the drawings depict portions of the food clip that form no part of the claimed design.

1 Claim, 8 Drawing Sheets



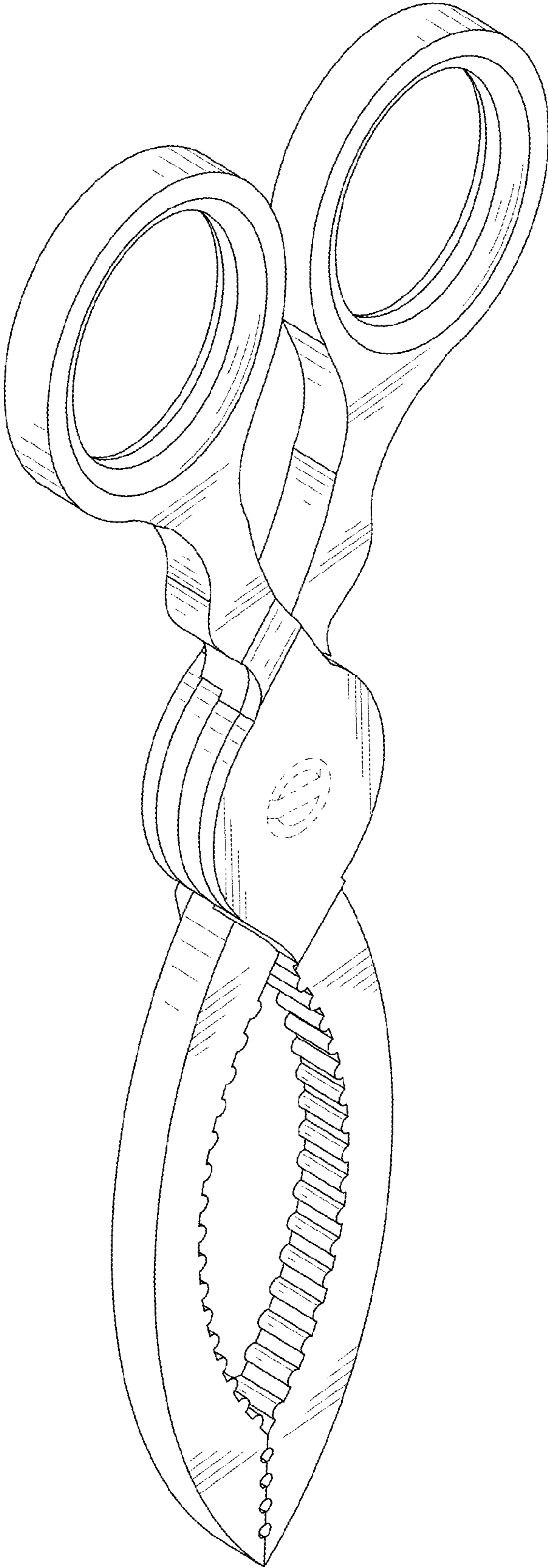


FIG. 1

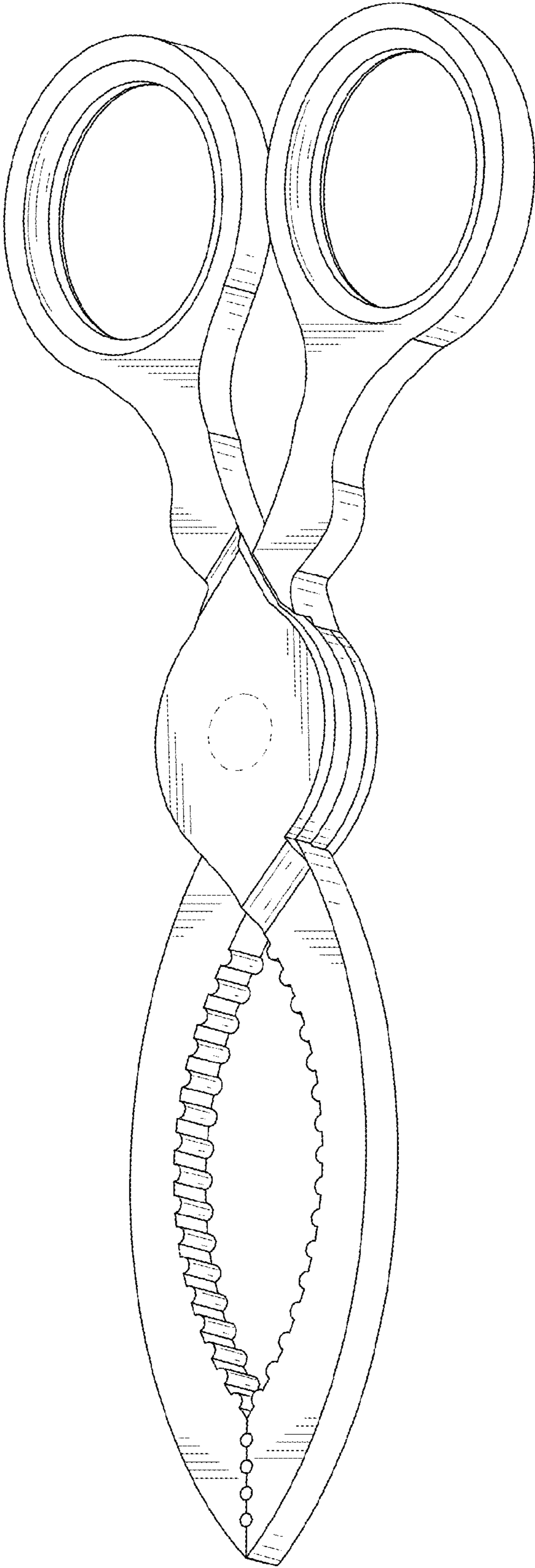


FIG. 2

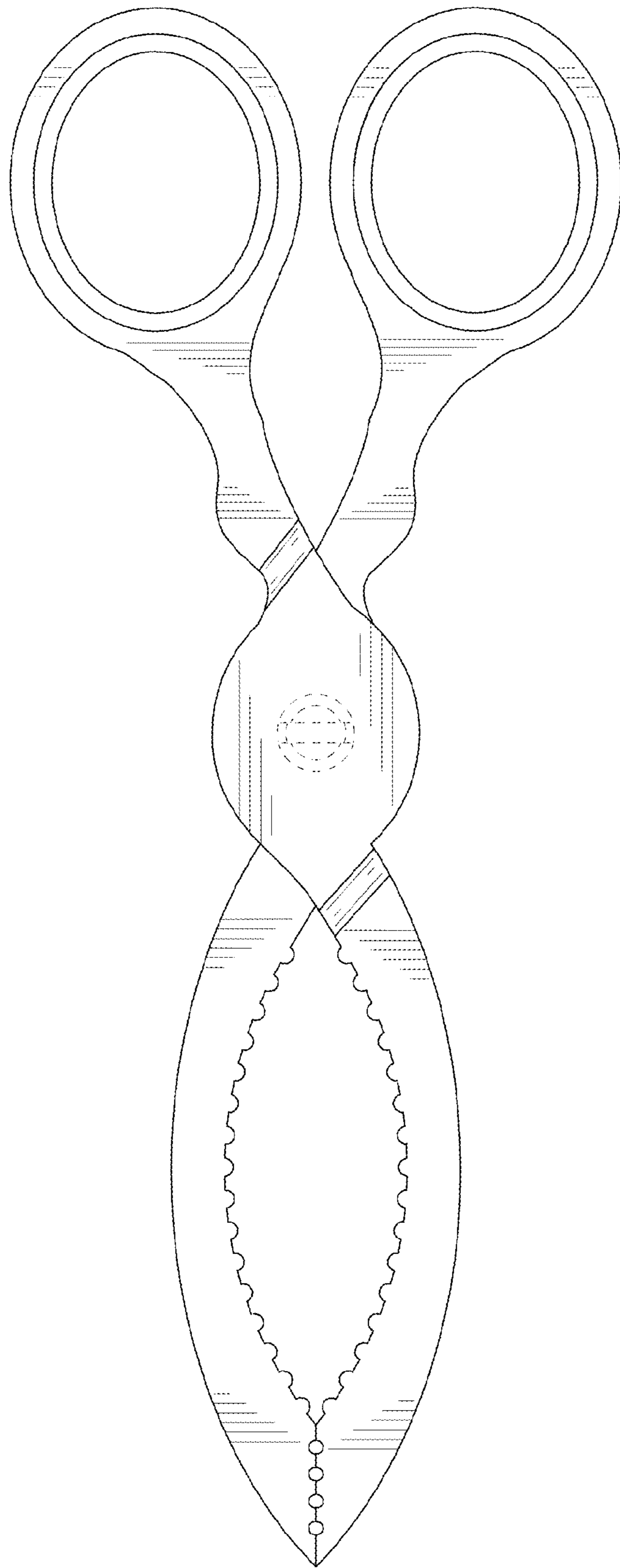


FIG. 3

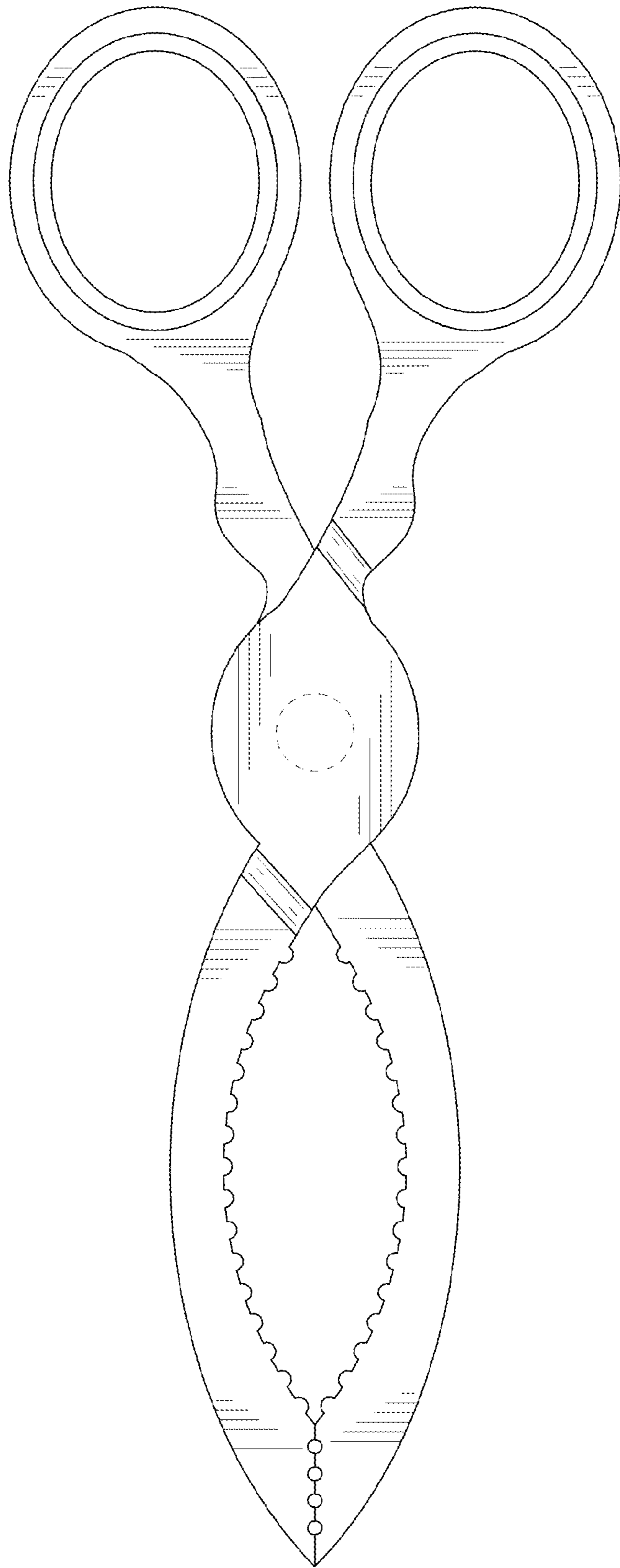


FIG. 4




FIG. 5




FIG. 6

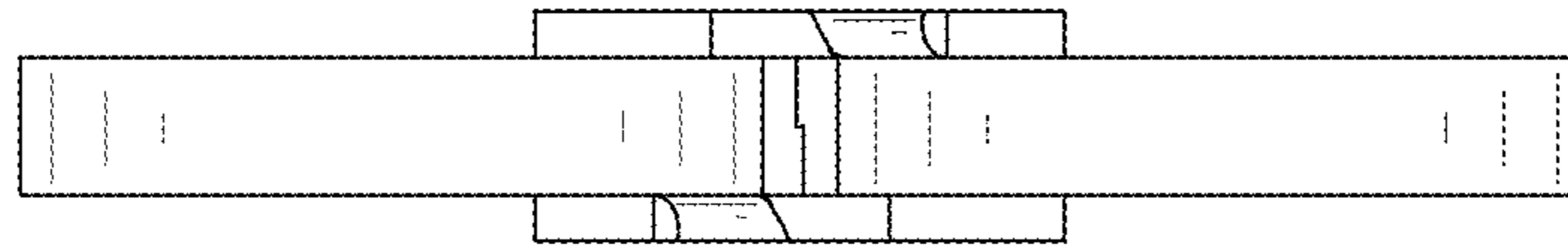


FIG. 7

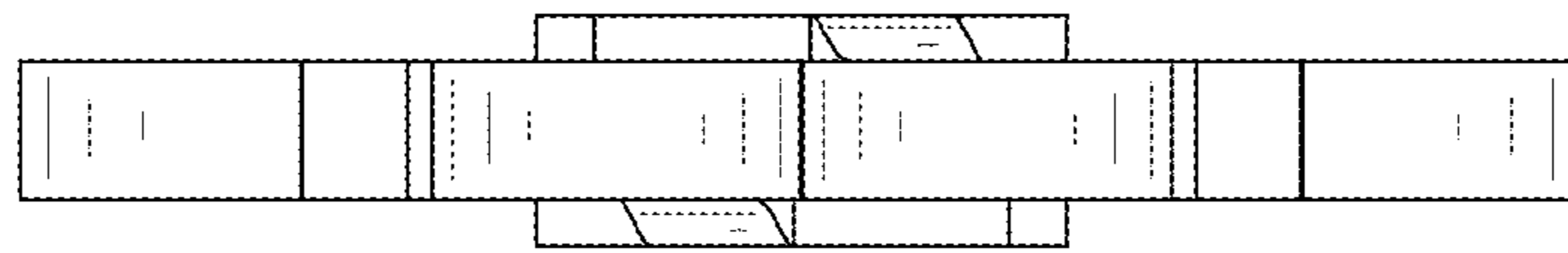


FIG. 8