

US00D974119S

(12) **United States Design Patent**  
**Cossu**

(10) **Patent No.:** **US D974,119 S**  
(45) **Date of Patent:** **\*\* Jan. 3, 2023**

(54) **BOWL**  
(71) Applicant: **Bormioli Rocco S.p.A.**, Fidenza (IT)  
(72) Inventor: **Gabriele Cossu**, Capterra (IT)  
(73) Assignee: **BORMIOLI ROCCO S.P.A.**, Fidenza (IT)  
(\*\*) Term: **15 Years**  
(21) Appl. No.: **29/730,659**  
(22) Filed: **Apr. 7, 2020**

(30) **Foreign Application Priority Data**

Nov. 26, 2019 (EP) ..... 007299680

(51) **LOC (14) Cl.** ..... **07-01**

(52) **U.S. Cl.**  
USPC ..... **D7/587**

(58) **Field of Classification Search**  
USPC ..... D7/501, 610, 550.1, 554.1, 558, 500,  
D7/587, 584, 629, 585, 586, 588, 554.2;  
108/142; 220/574.3; D9/416, 500, 429,  
D9/428

CPC ..... B65D 21/086; B65D 51/185;  
A47G 19/2283; A47G 19/03; A47G  
19/02; A47J 43/0727; A47J 27/002  
See application file for complete search history.

(56) **References Cited**

**U.S. PATENT DOCUMENTS**

D119,166 S \* 2/1940 Guild ..... D7/565  
2,492,892 A \* 12/1949 Schlumbohm ..... A47J 27/002  
D7/584  
3,391,847 A \* 7/1968 Christine ..... B65D 51/185  
229/125.05  
D272,213 S \* 1/1984 Daenen ..... D7/523  
D286,249 S \* 10/1986 Carlson ..... D7/587  
D338,807 S \* 8/1993 Conti ..... D7/354

D383,646 S \* 9/1997 Jeppesen ..... D7/545  
D509,106 S \* 9/2005 de Groote ..... D7/587  
D547,119 S \* 7/2007 Robinson ..... D7/505  
D565,356 S \* 4/2008 Mellen ..... D7/376  
D651,866 S \* 1/2012 Smyers ..... D7/630  
D685,263 S \* 7/2013 Danenberg ..... D9/500  
D760,951 S \* 7/2016 Bennett ..... D7/545  
D761,061 S \* 7/2016 McConnell ..... D7/587  
D862,988 S \* 10/2019 Wiggins ..... D7/587  
D885,140 S \* 5/2020 Jordan ..... D7/605  
10,729,261 B2 \* 8/2020 Ellison ..... A47G 19/02  
D909,819 S \* 2/2021 Ellison ..... D7/587  
D911,780 S \* 3/2021 Ellison ..... D7/587

(Continued)

*Primary Examiner* — Cynthia R Underwood  
(74) *Attorney, Agent, or Firm* — Andrew F. Young; Nolte  
Lackenbach Siegel

(57) **CLAIM**

The ornamental design for a bowl, as shown and described.

**DESCRIPTION**

FIG. 1 is a front top perspective view of a bowl showing our new design.

FIG. 2 is a bottom rear perspective view thereof.

FIG. 3 is a front elevation view thereof, the rear elevation view, left elevation view, and right elevation view being mirror images thereof.

FIG. 4 is a top plan view thereof.

FIG. 5 is a bottom plan view thereof.

FIG. 6 is a front top perspective view of a second bowl showing my new design.

FIG. 7 is a bottom rear perspective view thereof.


FIG. 8 is front elevation view thereof, the rear elevation view, left elevation view, and right elevation view being mirror images thereof.

FIG. 9 is top plan view thereof; and,

FIG. 10 is bottom plan view thereof.

No claim is made to portions that are not shown.

**1 Claim, 10 Drawing Sheets**



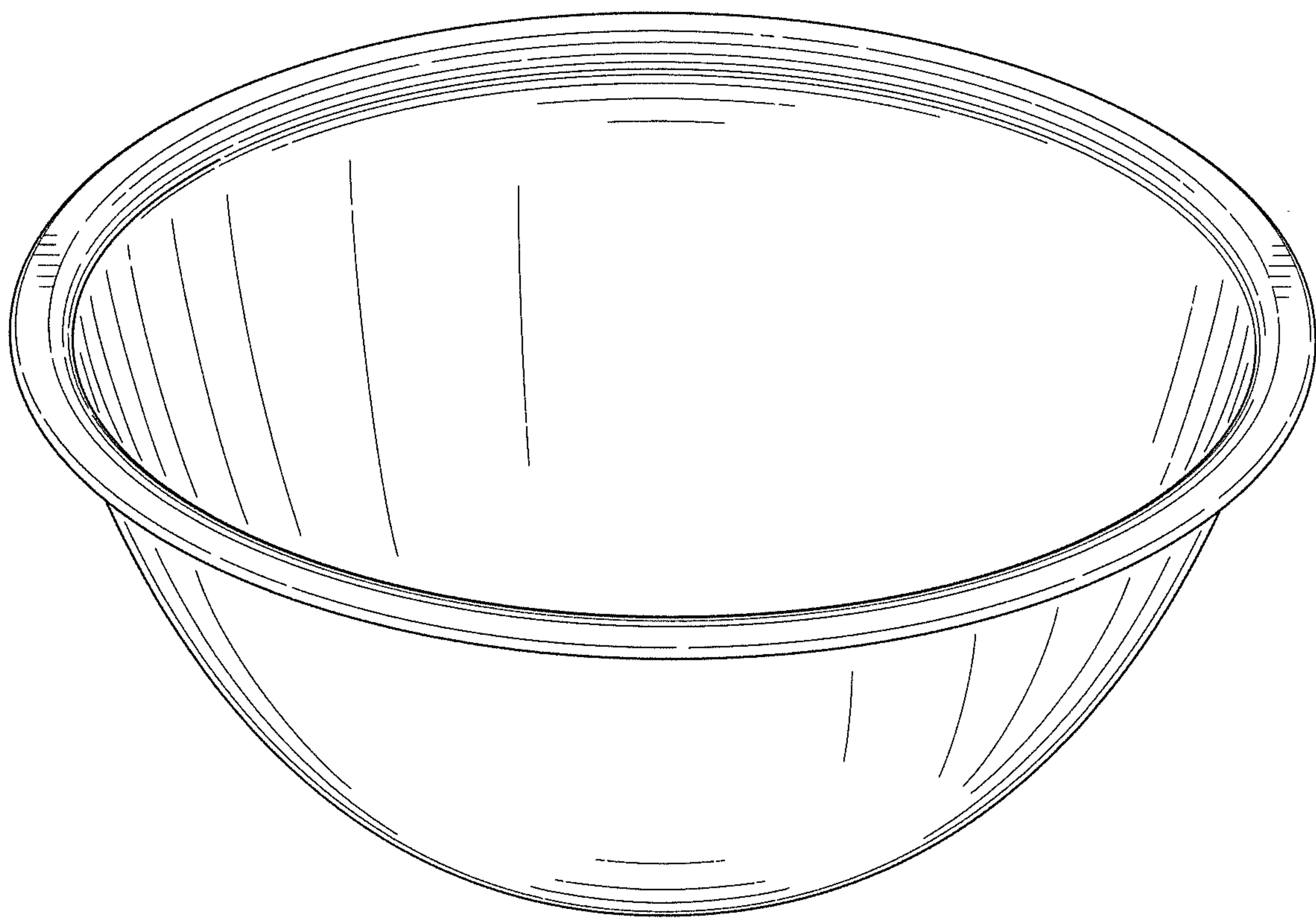
(56)

**References Cited**

U.S. PATENT DOCUMENTS

D915,828	S	*	4/2021	Schiermeier .....	D7/554.2
D916,543	S	*	4/2021	Cheng .....	D7/354
D916,544	S	*	4/2021	Cheng .....	D7/354
D918,643	S	*	5/2021	Cheng .....	D7/354
D921,414	S	*	6/2021	Cheng .....	D7/354
D927,936	S	*	8/2021	Miller .....	D7/587
D933,427	S	*	10/2021	Ellison .....	D7/587
D933,428	S	*	10/2021	Ellison .....	D7/587

\* cited by examiner



**FIG. 1**

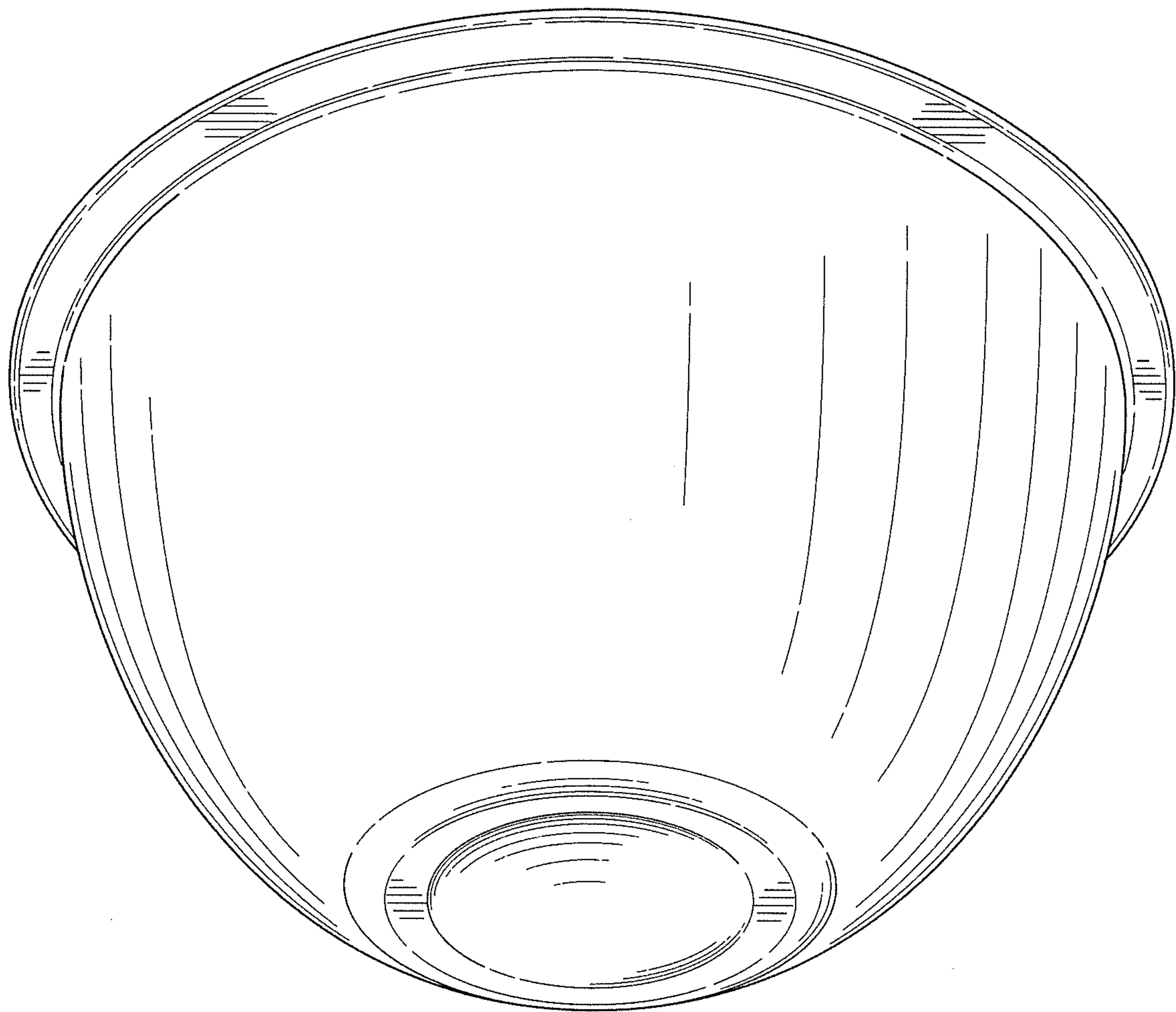
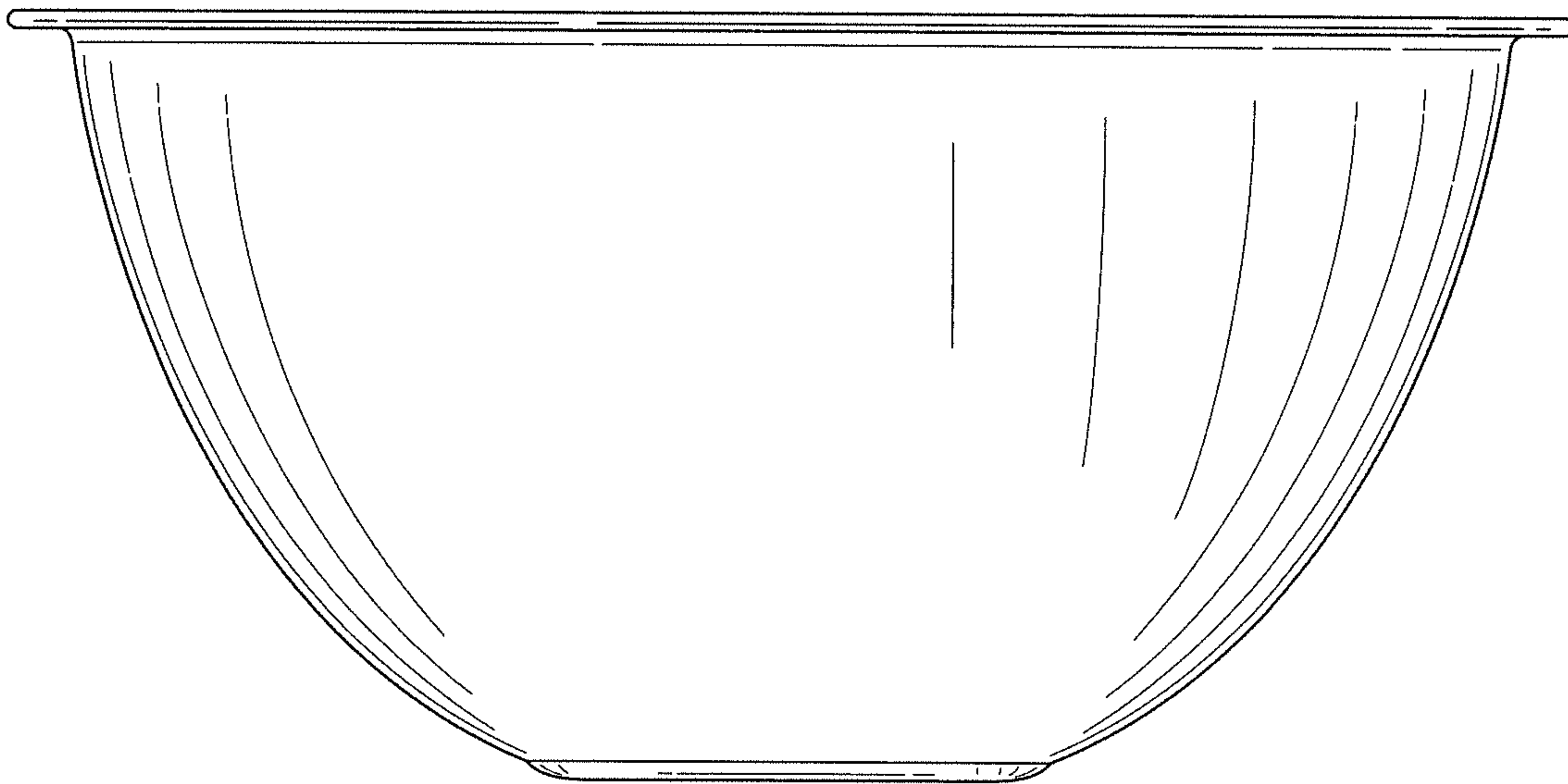


FIG. 2



**FIG. 3**



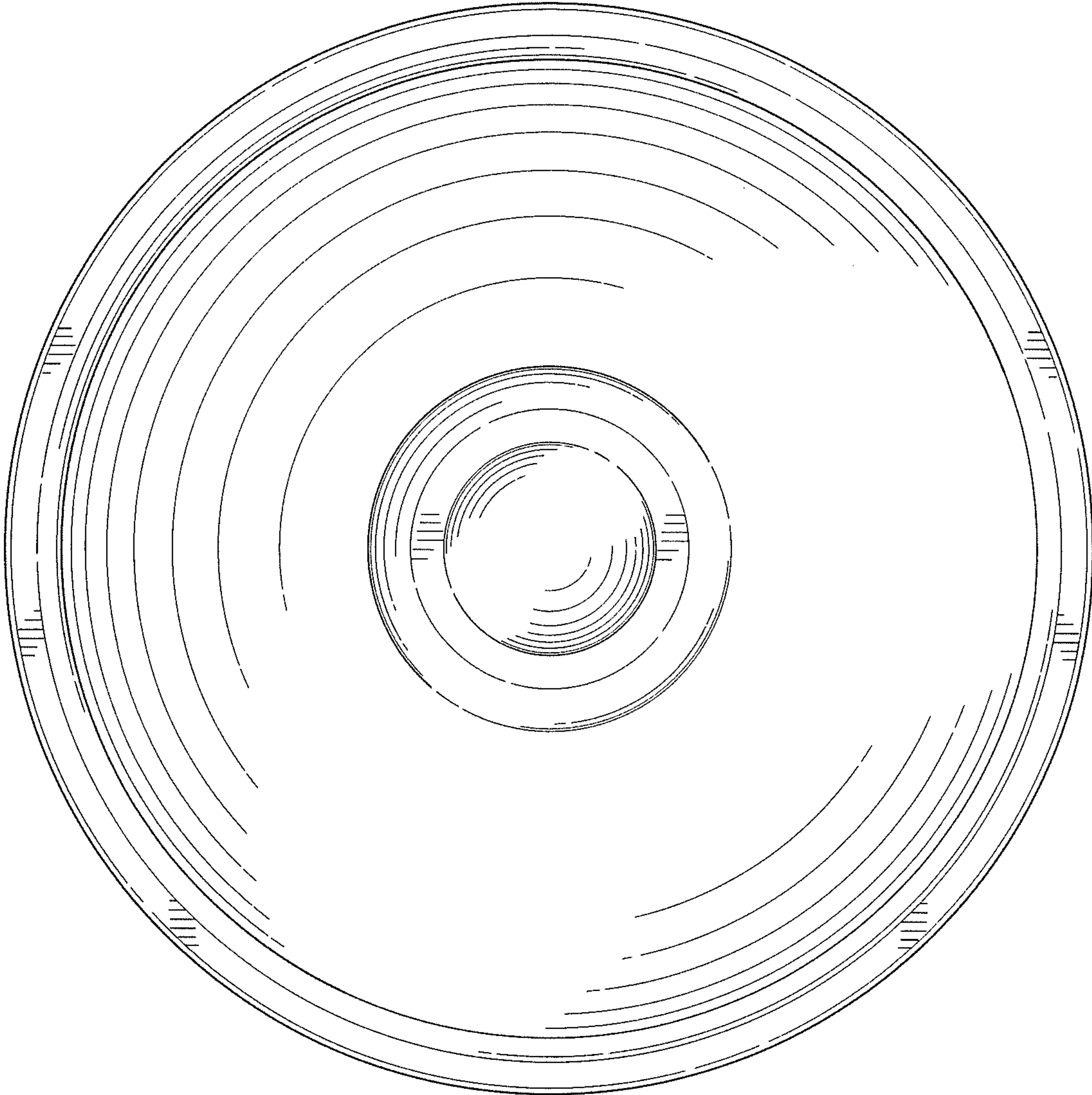


FIG. 4

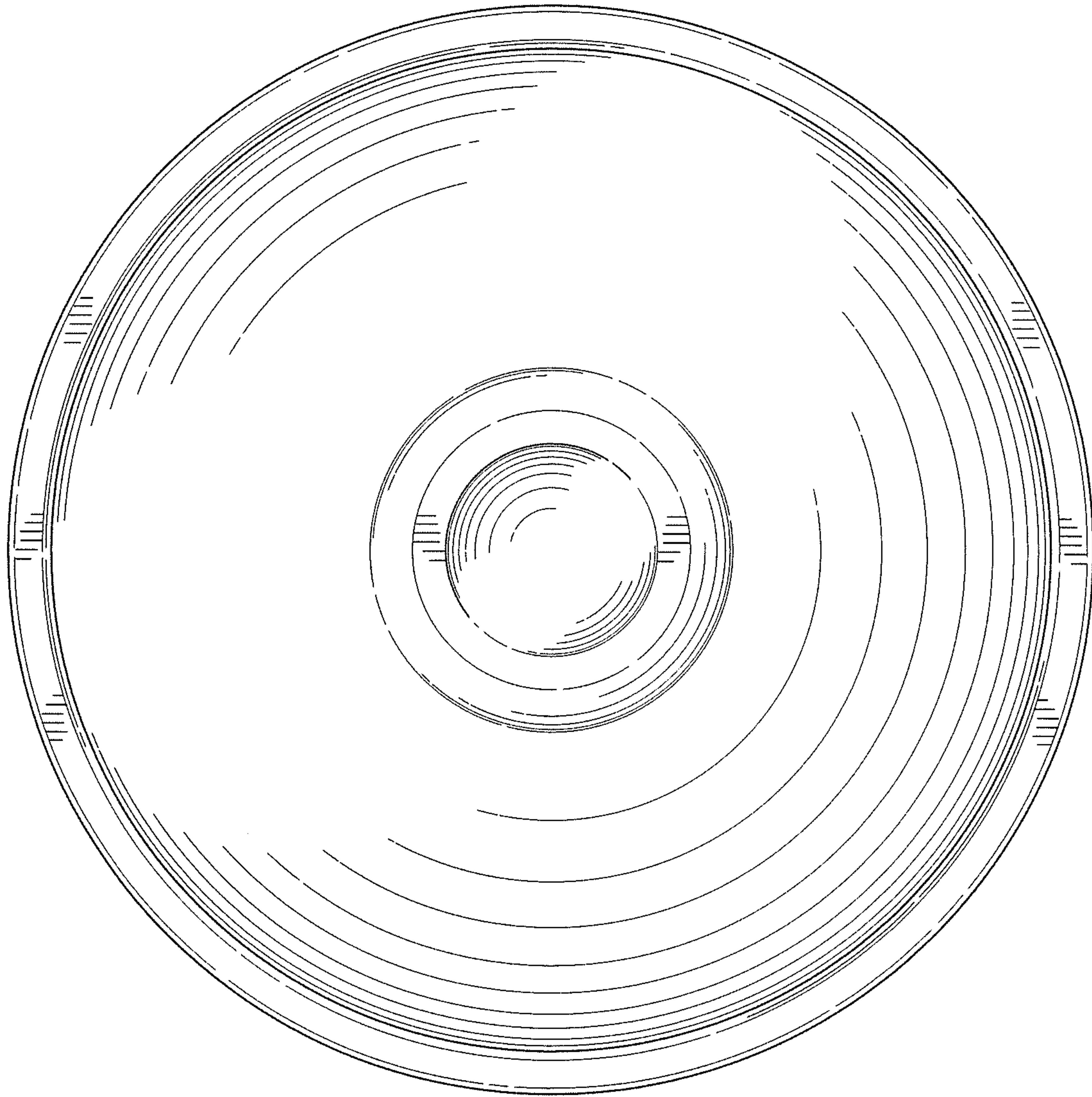

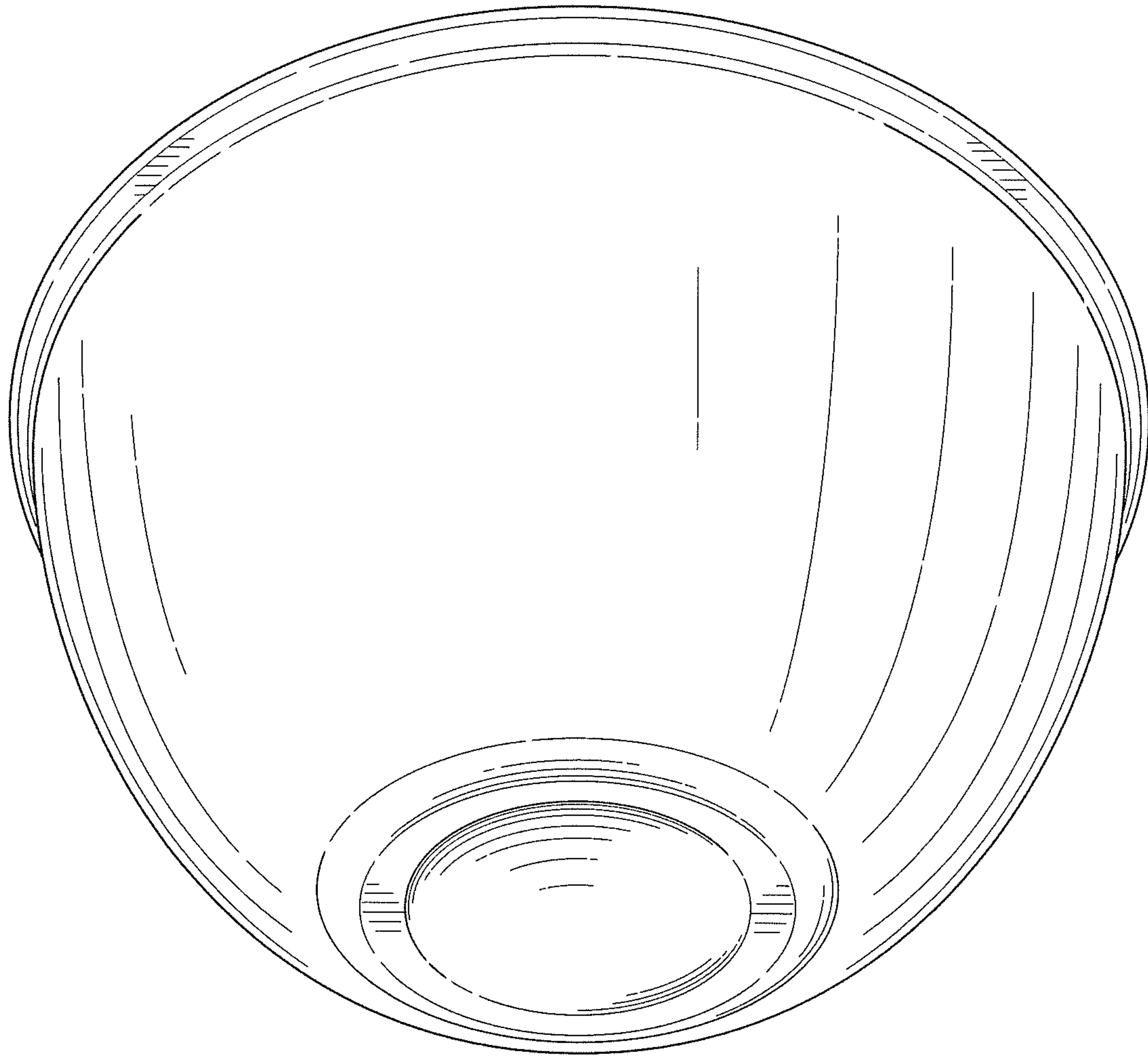


FIG. 5




**FIG. 6**

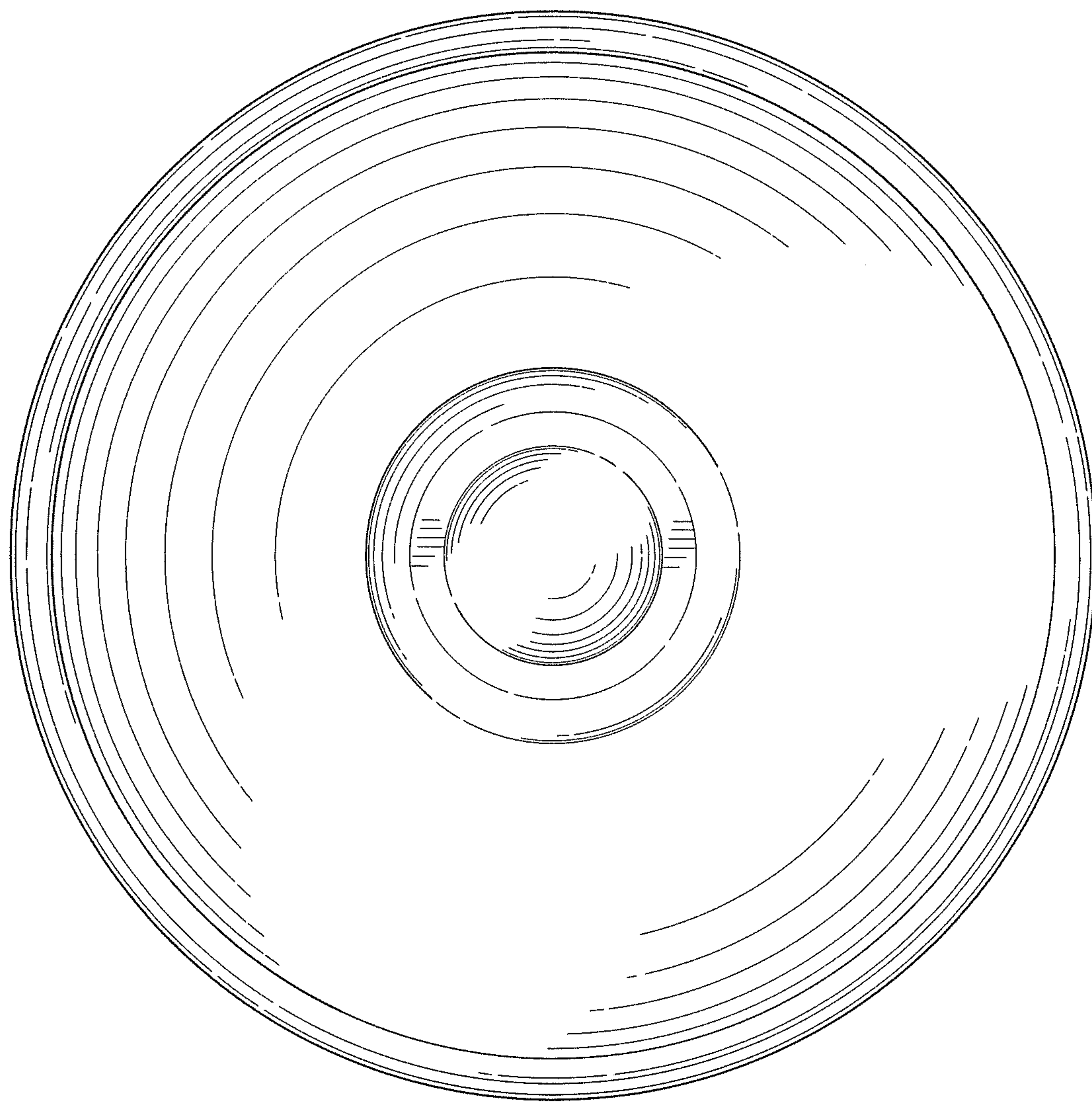




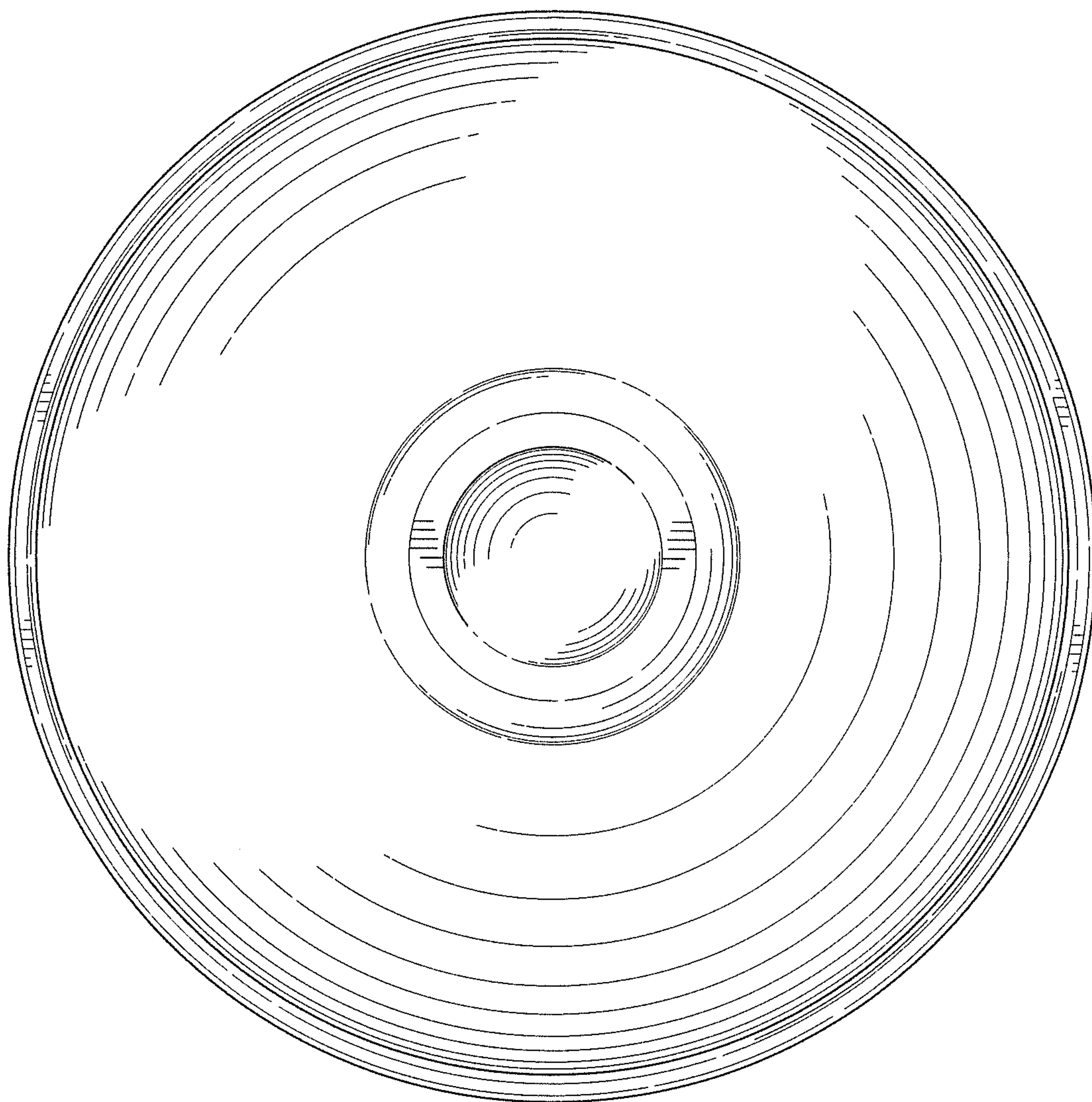
**FIG. 7**



**FIG. 8**



**FIG. 9**



**FIG. 10**