



US00D974113S

(12) **United States Design Patent** (10) **Patent No.:** **US D974,113 S**
Weilert et al. (45) **Date of Patent:** **** Jan. 3, 2023**

(54) **COOKWARE ARTICLE**
(71) Applicant: **Solo Brands, LLC**, Grapevine, TX (US)
(72) Inventors: **Jeffrey R. Weilert**, Southlake, TX (US); **Alexander K. Maghsadi**, Lewisville, TX (US)
(73) Assignee: **Solo Brands, LLC**, Grapevine, TX (US)
(**) Term: **15 Years**
(21) Appl. No.: **29/772,149**
(22) Filed: **Feb. 26, 2021**
(51) **LOC (14) Cl.** **07-02**
(52) **U.S. Cl.**
USPC **D7/409**
(58) **Field of Classification Search**
USPC D7/354, 359, 360, 361, 362, 363, 366, D7/402, 408, 409, 548, 552.1, 554.1
CPC A21B 3/13; A21B 3/132; A47G 19/02; A47G 23/06; A47J 37/10; A47J 37/0694; A47J 36/022; A47J 43/18; A47J 37/067; A47J 37/0786; A47J 37/108; A47J 37/06; A47J 27/14; A47J 37/00; A47J 37/01; B65D 81/3453; B65D 1/36; B65D
(Continued)

(56) **References Cited**
U.S. PATENT DOCUMENTS
D338,807 S * 8/1993 Conti D7/354
D379,134 S * 5/1997 Joergensen D7/548
D433,878 S * 11/2000 Joergensen D7/548
(Continued)

OTHER PUBLICATIONS
Solo Stove Ranger Cast Iron Griddle Top, Amazon.com, first available date Feb. 16, 2022. Retrieved from the internet: Aug. 3,

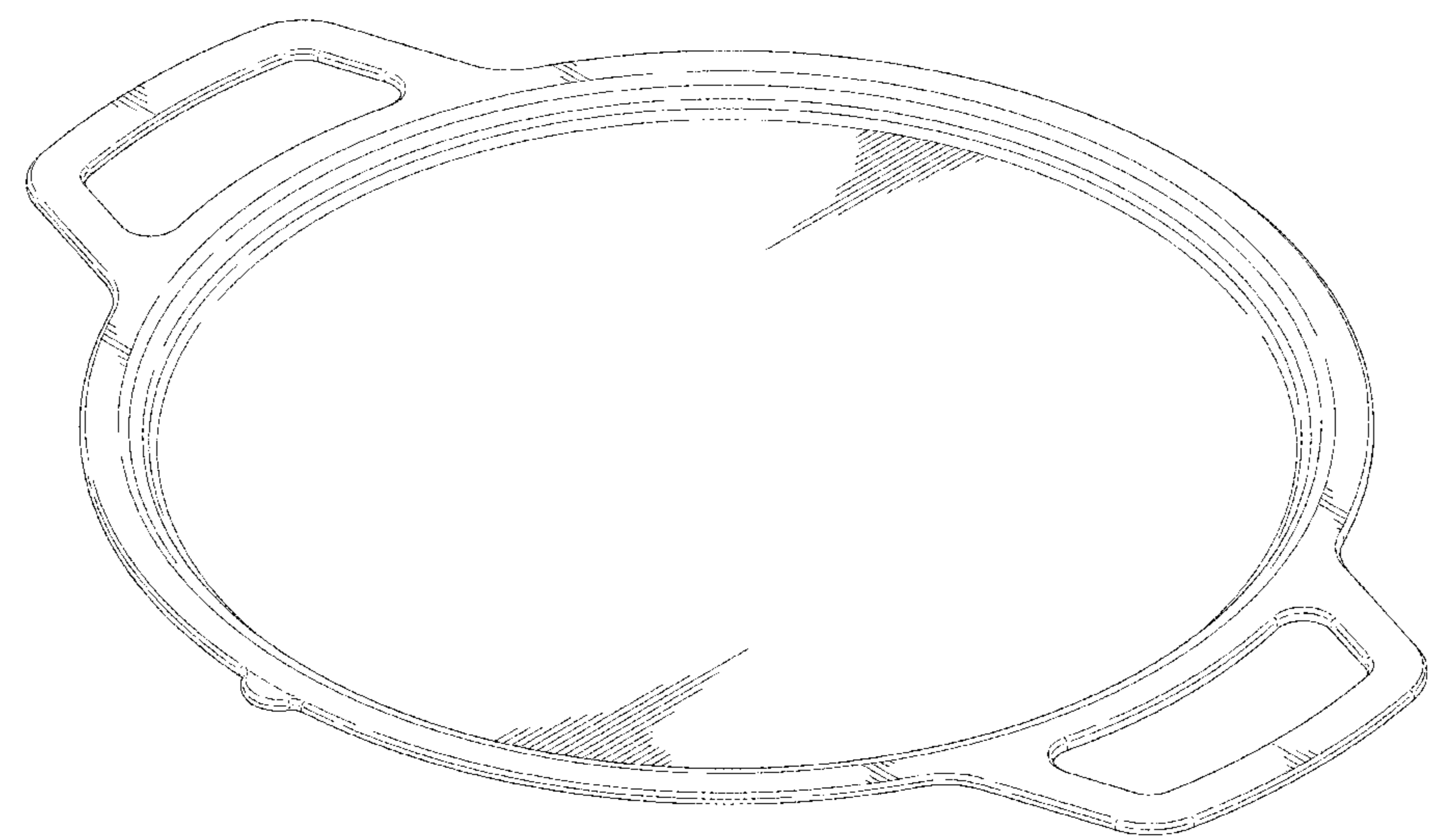
2022<URL: https://www.amazon.com/Solo-Stove-Cookware-Fireplace-accessory/dp/B09SLTZZ46?ref_ast_sto_dp&th=1&psc=1 (Year: 2022).*

Primary Examiner — Joseph Kukella
Assistant Examiner — Darryl J Dardenne
(74) *Attorney, Agent, or Firm* — Haynes and Boone, LLP

(57) **CLAIM**
The ornamental design for a cookware article, as shown and described.

DESCRIPTION
FIG. 1 is a front perspective view of a cookware article showing our new design;
FIG. 2 is a top plan view of the cookware article;
FIG. 3 is a bottom plan view of the cookware article;
FIG. 4 is a front elevational view of the cookware article;
FIG. 5 is a rear elevational view of the cookware article;
FIG. 6 is a left side elevational view of the cookware article;
FIG. 7 is a right side elevational view of the cookware article;
FIG. 8 is a view similar to FIG. 1 but with additional broken lines; and,
FIG. 9 is a view similar to FIG. 4 but with additional broken lines.
The broken lines in FIGS. 1, 2, 3, and 8 illustrate unclaimed portions of the cookware article and form no part of the claimed design.
The additional broken lines in FIGS. 8 and 9 show unclaimed environmental structure that forms no part of the claimed design, which unclaimed environmental structure includes a first pit and a stand for supporting the cookware article.
The surface shadings and contour lines shown in FIGS. 1-9 represent the three- dimensional character and contour of the cookware article, and are not intended to limit the cookware article to any particular materials, colors, or surface decorations. The different surface shadings are used to indicate contrasting materials.

1 Claim, 7 Drawing Sheets



(58) **Field of Classification Search**

CPC 2543/00092; F24C 15/16; F24C 15/10;
F24C 15/107

See application file for complete search history.

(56) **References Cited**

U.S. PATENT DOCUMENTS

D439,469	S	*	3/2001	Ferrer	D7/360
D458,796	S	*	6/2002	Kellermann	D7/360
D470,006	S	*	2/2003	Cooper	D7/360
D479,667	S	*	9/2003	Hoff	D7/393
D522,309	S	*	6/2006	Pukall	D7/360
D579,713	S	*	11/2008	Dodane	D7/360
D622,558	S	*	8/2010	Norton	D7/698
D623,006	S	*	9/2010	Alden	D7/354
D657,617	S	*	4/2012	Sarnoff	D7/354
D708,893	S	*	7/2014	Henry	D7/354
D812,975	S	*	3/2018	Mirchandani	D7/354
D871,129	S	*	12/2019	Peterson	D7/354
D883,023	S	*	5/2020	Hollinger	D7/354
D958,585	S	*	7/2022	Daniel	D7/360
D959,193	S	*	8/2022	McVey	D7/354
2007/0131679	A1	*	6/2007	Edwards	H05B 6/6494 219/725

* cited by examiner

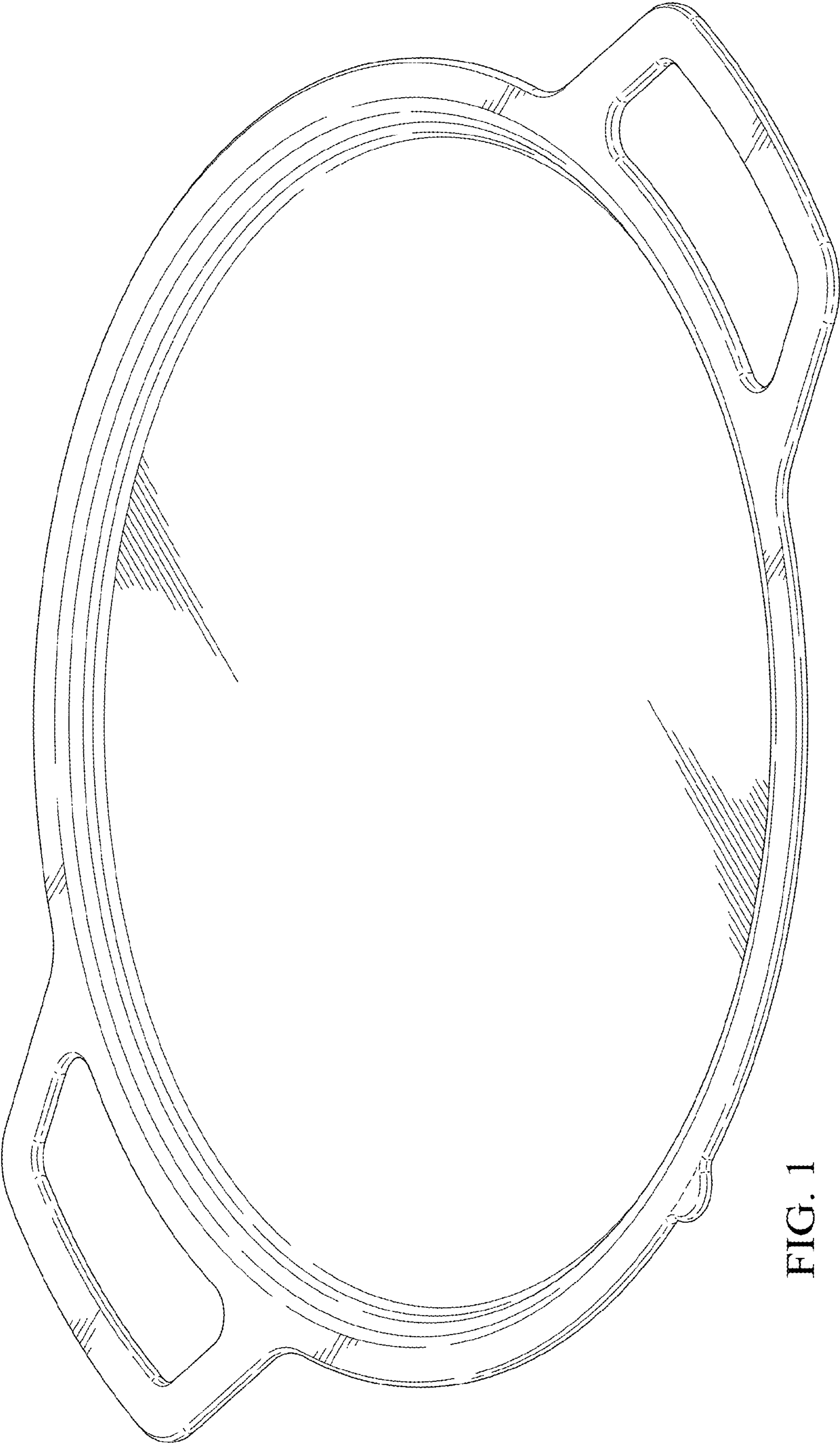


FIG. 1

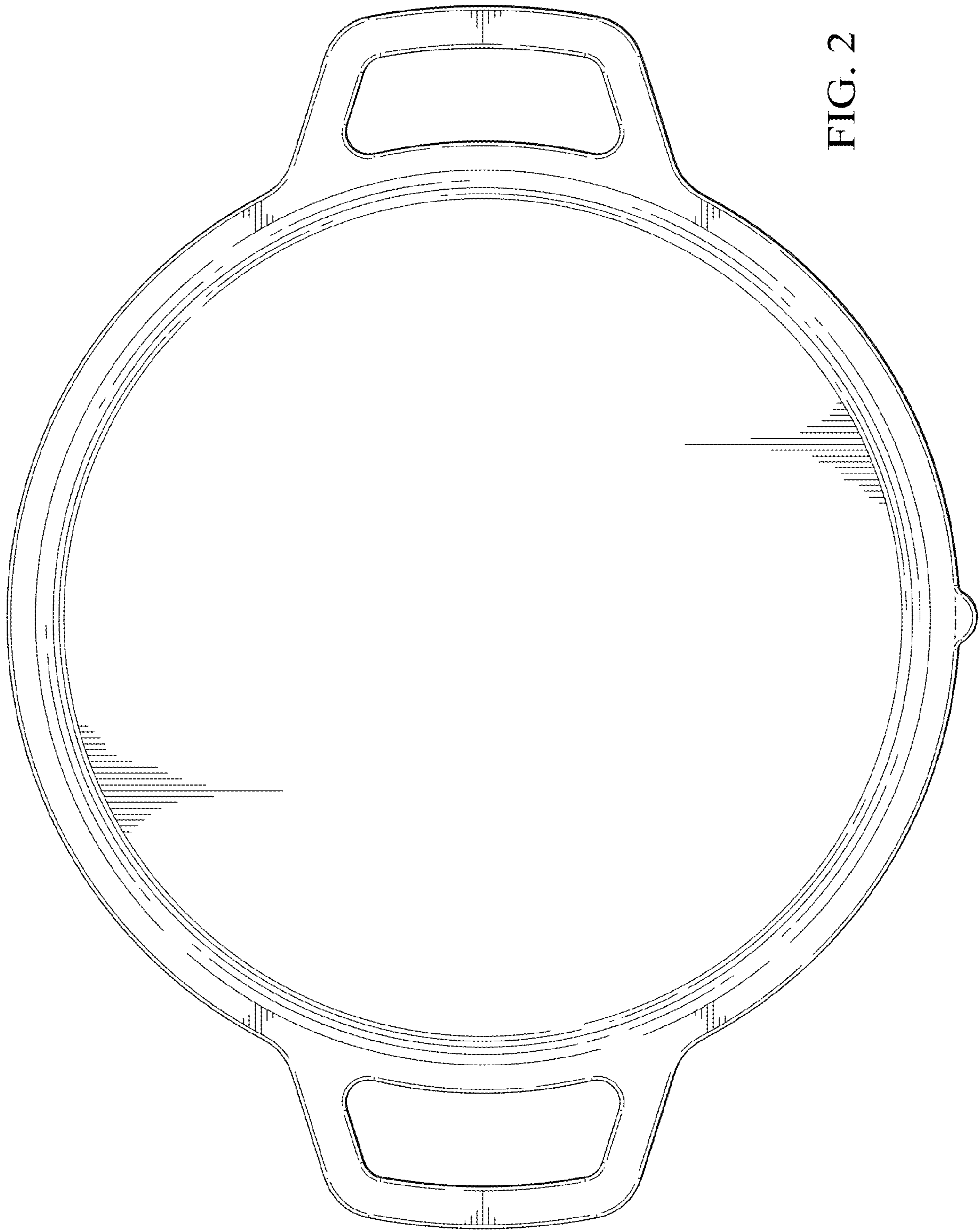


FIG. 2

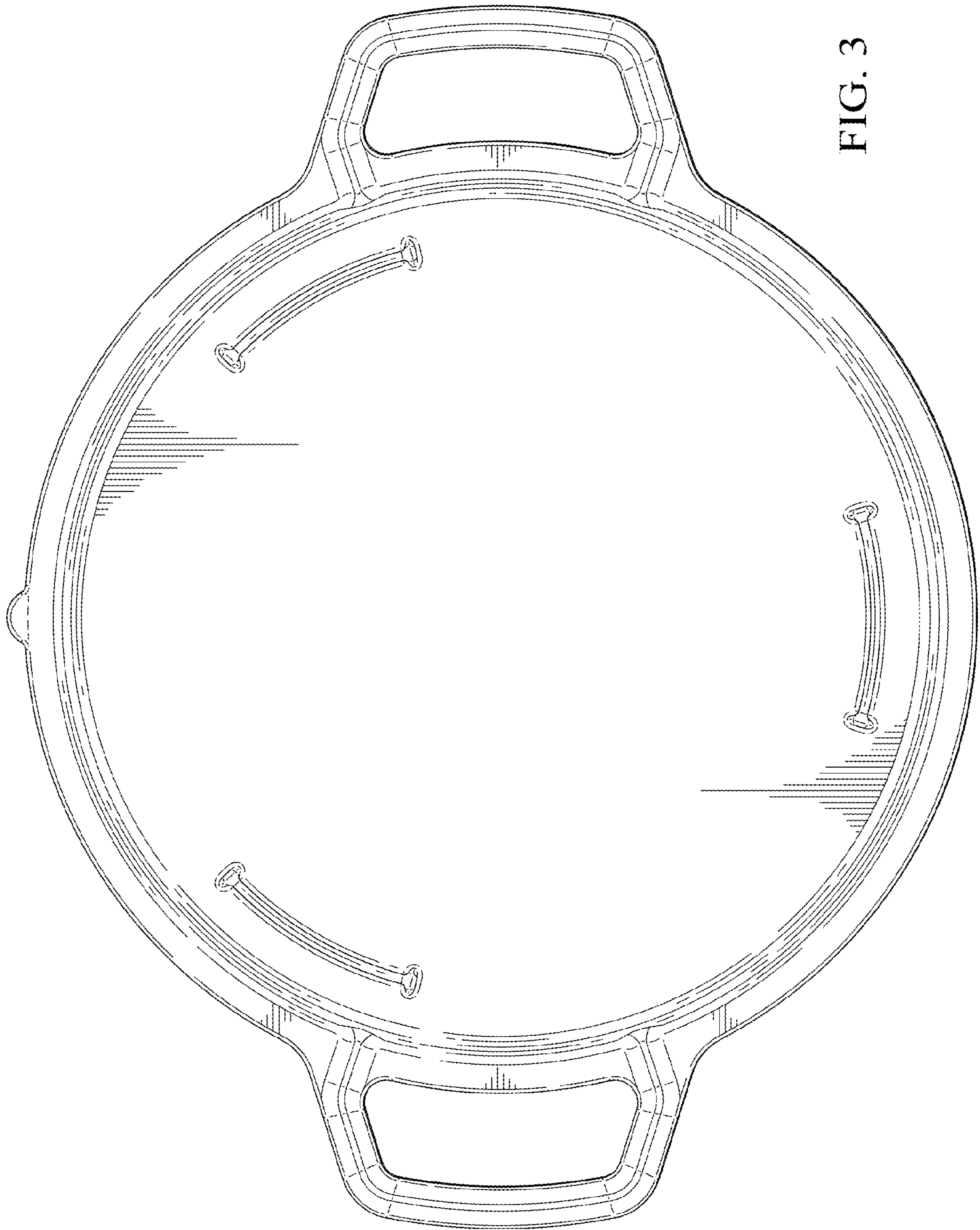


FIG. 3

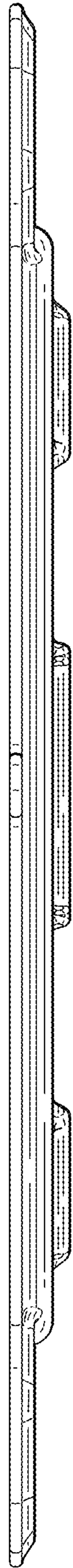


FIG. 4




FIG. 5

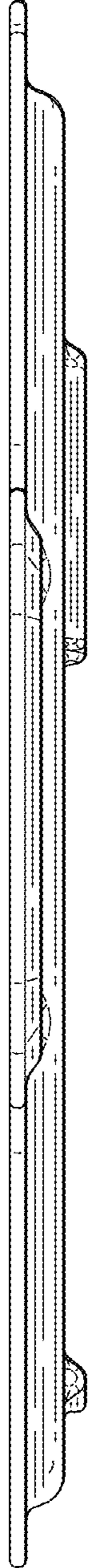


FIG. 6

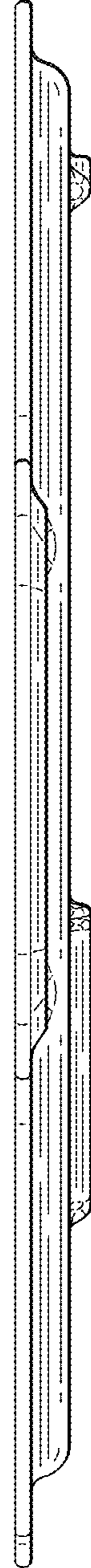


FIG. 7

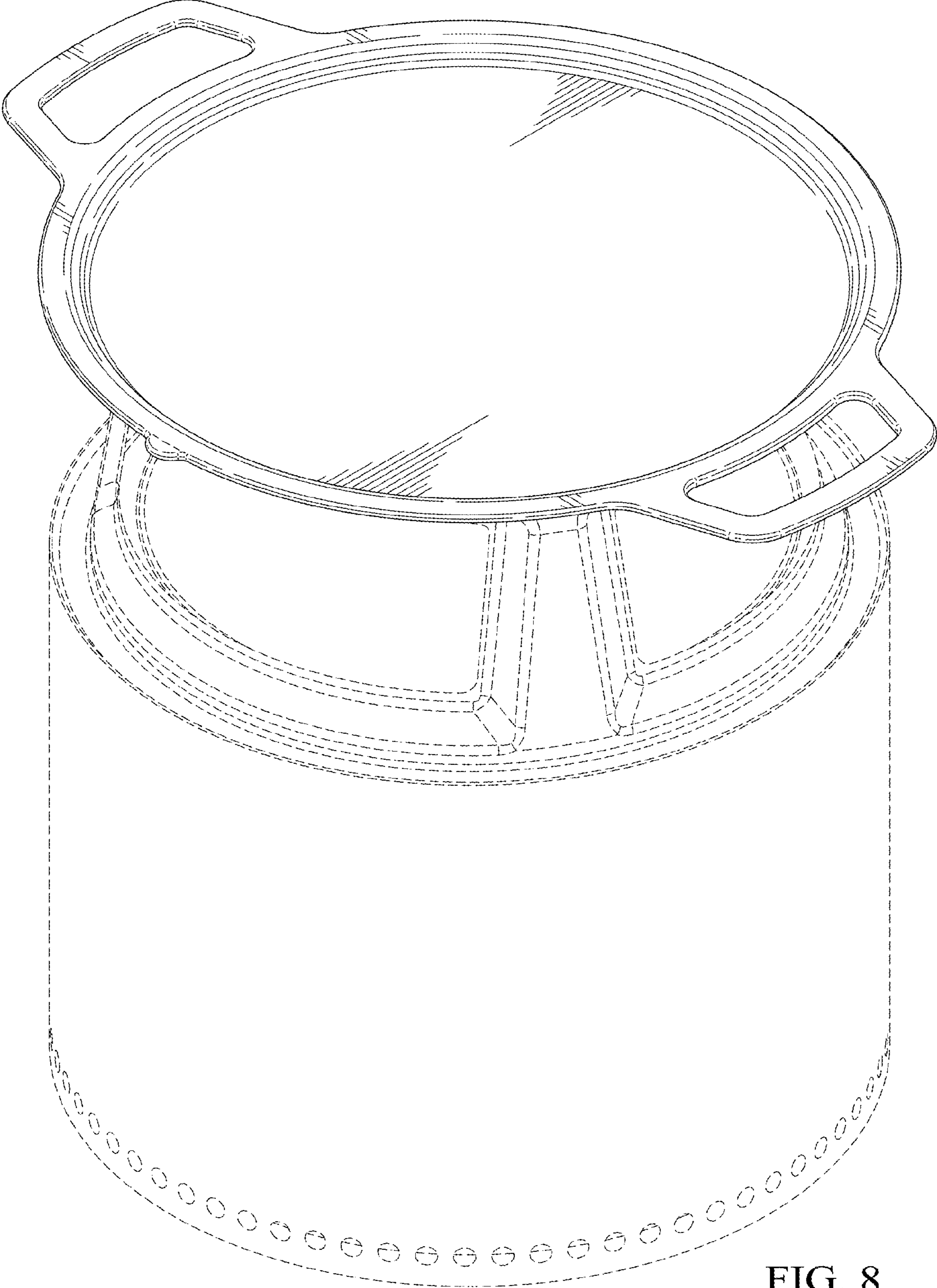


FIG. 8




FIG. 9