



US00D974077S

(12) **United States Design Patent**
Ren et al.

(10) **Patent No.:** **US D974,077 S**
(45) **Date of Patent:** **** Jan. 3, 2023**

- (54) **YOGA MAT**
- (71) Applicant: **Shenzhen Icheckey Technology Co., Ltd.**, Shenzhen (CN)
- (72) Inventors: **Han Ren**, Shenzhen (CN); **Xiongjun Cheng**, Shenzhen (CN)
- (**) Term: **15 Years**
- (21) Appl. No.: **29/750,538**
- (22) Filed: **Sep. 15, 2020**
- (51) **LOC (14) Cl.** **06-11**
- (52) **U.S. Cl.**
USPC **D6/582**
- (58) **Field of Classification Search**
USPC D6/582-585, 588, 592, 596; D21/815;
D23/214; D24/206
CPC A47G 27/02; A47G 27/0212; A47G
27/0206; A47G 27/062; A47G 27/0225;
A47G 9/062; A63G 31/007; A61F 7/08;
A61F 2007/0001
See application file for complete search history.

- 6,212,711 B1 * 4/2001 Gilmour A47G 27/0212
383/4
- D502,031 S * 2/2005 Cassidy D3/319
- D674,642 S * 1/2013 Richardson A47G 27/0212
D6/601
- 8,887,327 B2 * 11/2014 Davis, Jr. A61G 7/1026
5/81.1 HS
- D735,494 S * 8/2015 Wendling D6/583
- D849,444 S * 5/2019 Spuij D6/592
- 2017/0196390 A1 * 7/2017 Flynn-Kirkpatrick
A47D 15/003

* cited by examiner

Primary Examiner — Kevin K Rudzinski
Assistant Examiner — Clare Ann Gannon

(57) **CLAIM**

The ornamental design for a yoga mat, as shown and described.

DESCRIPTION


FIG. 1 is a front and top perspective view of a yoga mat, showing our new design;
 FIG. 2 is a front elevational view thereof;
 FIG. 3 is a rear elevational view thereof;
 FIG. 4 is a left side elevational view thereof;
 FIG. 5 is a right side elevational view thereof;
 FIG. 6 is a top plan view thereof;
 FIG. 7 is a bottom plan view thereof;
 FIG. 8 is an enlarged view of a portion labeled, '8' in FIG. 1; and,
 FIG. 9 is a perspective view thereof, showing a handle in an open position.
 The dashed broken lines in the figures illustrate portions of the article that form no part of the claimed design. The dash dot dash lines in FIGS. 1 and 8 are for the purpose of depicting the cut line of the enlarged view and form no part of the claim.

1 Claim, 9 Drawing Sheets

(56) **References Cited**

U.S. PATENT DOCUMENTS

- 2,061,664 A * 11/1936 Lincoln A47C 7/18
5/951
- 3,323,151 A * 6/1967 Lerman A47C 7/021
297/382
- D274,493 S * 7/1984 Dyby A47D 15/003
D6/392
- 4,662,851 A * 5/1987 Foster B63C 9/08
441/35
- 4,926,512 A * 5/1990 Coyle A47C 1/143
5/419
- 4,951,333 A * 8/1990 Kaiser A47G 9/062
135/126
- 5,056,172 A * 10/1991 Kaiser A47G 9/062
135/126



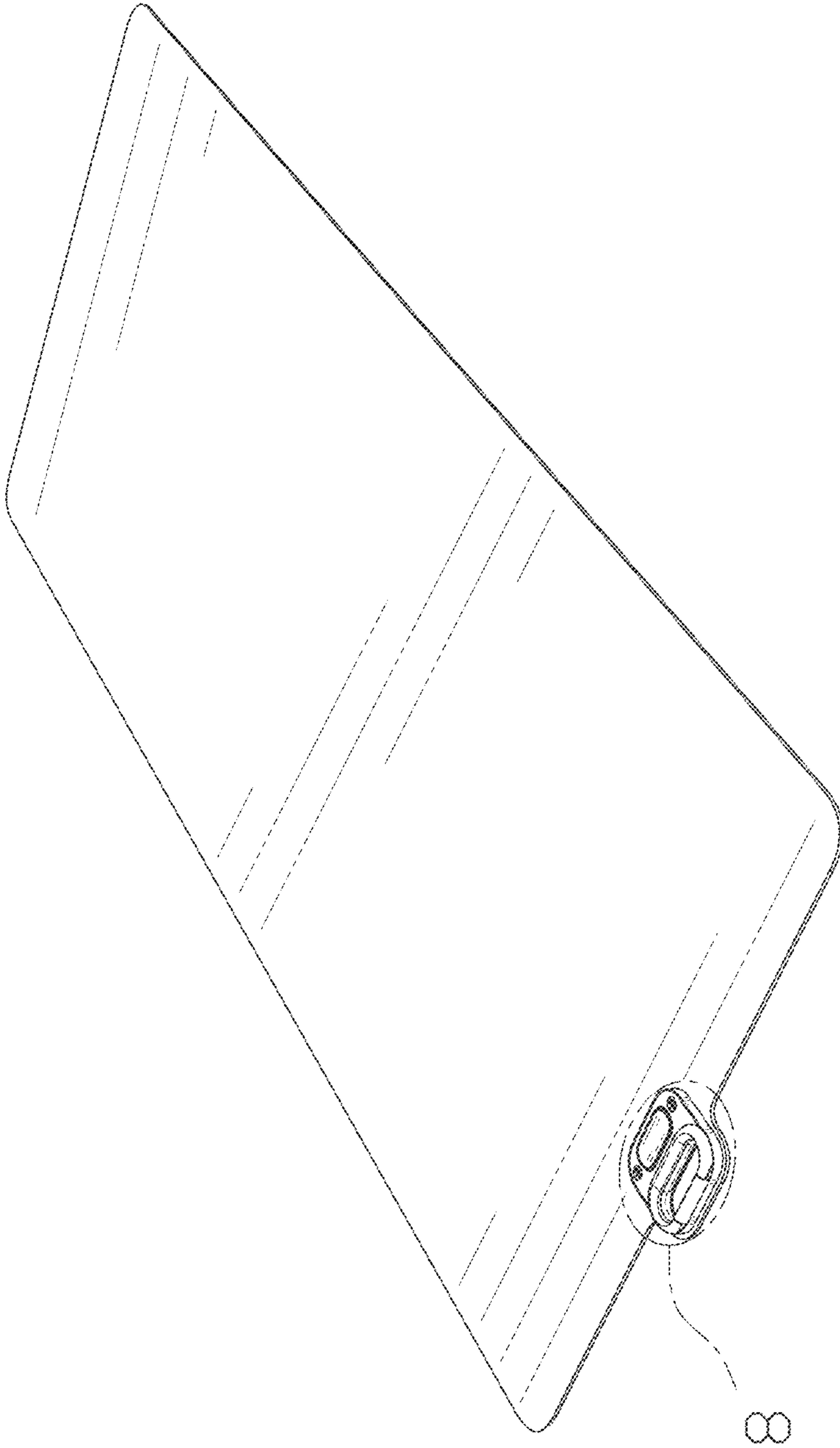


FIG. 1




FIG. 2




FIG. 3

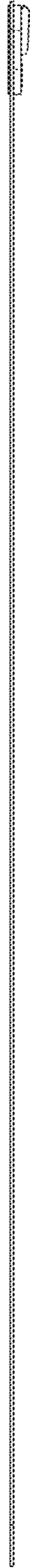


FIG. 4



FIG. 5




FIG. 6




FIG. 7

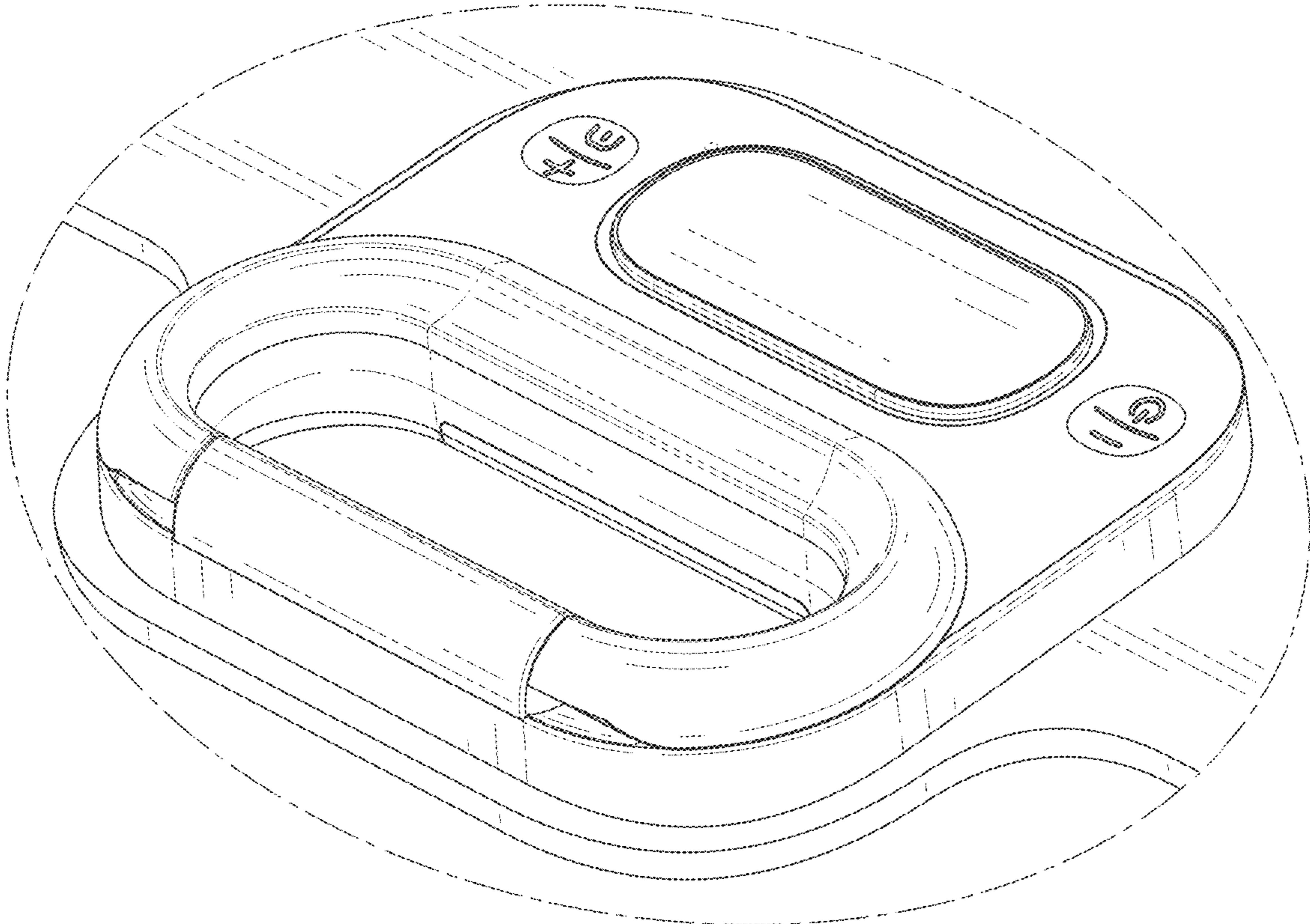


FIG. 8

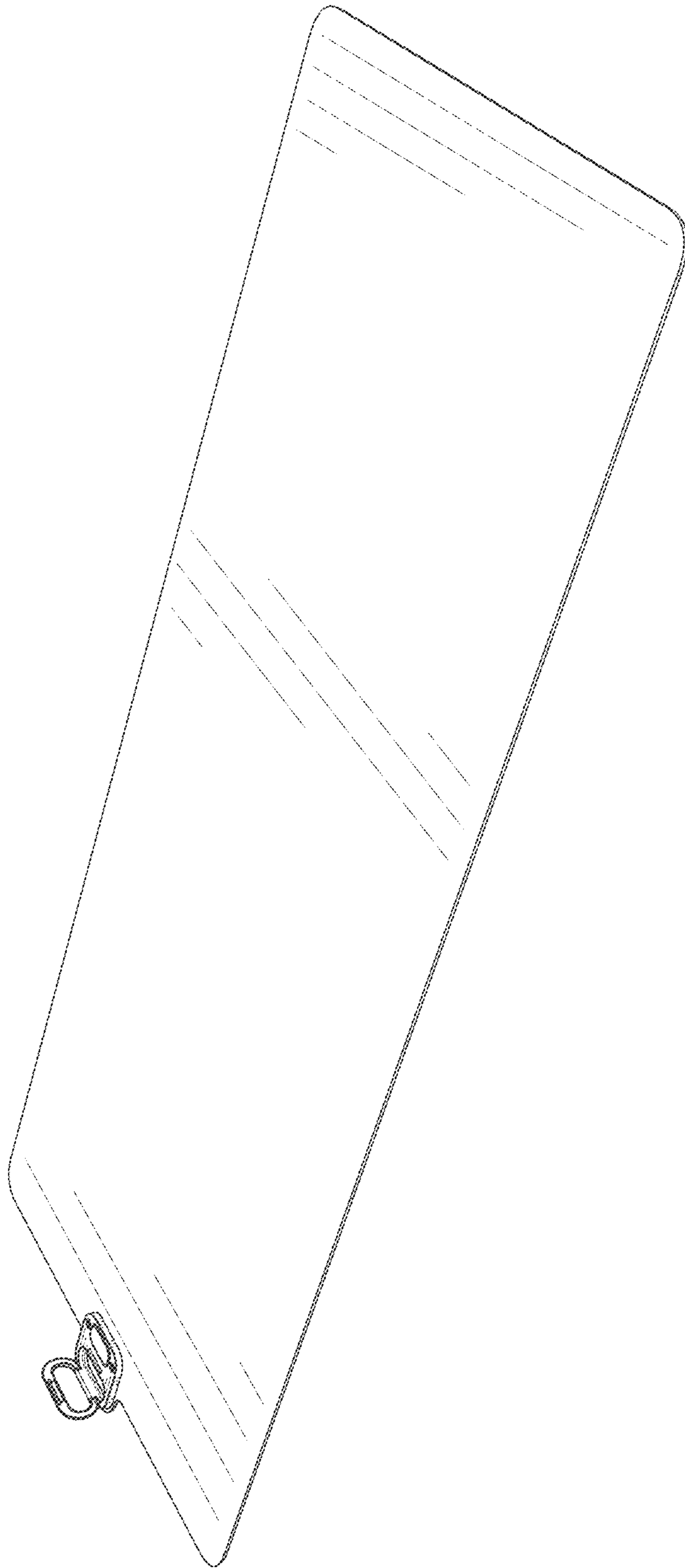


FIG. 9