



US00D974074S

(12) **United States Design Patent** (10) **Patent No.:** **US D974,074 S**
Holzmann et al. (45) **Date of Patent:** **** Jan. 3, 2023**

(54) **SOAP DISPENSER**

(56) **References Cited**

(71) Applicant: **Bradley Corporation**, Menomonee Falls, WI (US)

U.S. PATENT DOCUMENTS

(72) Inventors: **Simon Holzmann**, Zorneding (DE); **Stefan Hillenmayer**, Munich (DE); **Ning Zhou**, Munich (DE); **Laura Beth Stang**, Mukwonago, WI (US)

D365,713 S *	1/1996	Chen	D6/522
D447,373 S *	9/2001	Fisscher	D6/522
D530,555 S	10/2006	Karraker et al.	
D615,329 S	5/2010	Meyerhoffer	
D616,683 S	6/2010	Law et al.	
D619,836 S *	7/2010	Kim	D6/518
D619,837 S *	7/2010	Kim	D6/518
D623,452 S *	9/2010	McNeely	D6/518
D624,340 S	9/2010	Benedetti	
D634,142 S	3/2011	Meyerhoffer	
D634,953 S	3/2011	Meyerhoffer	
D641,578 S	7/2011	Meyerhoffer	
D648,585 S	11/2011	Meyerhoffer	
D653,888 S	2/2012	Velazquez et al.	
D664,796 S *	8/2012	Cattacin	D6/518
D668,484 S *	10/2012	Velazquez	D6/518
D677,085 S *	3/2013	Velazquez	D6/518
D687,653 S	8/2013	Giovannoni	
D703,463 S	4/2014	Giovannoni	

(73) Assignee: **Bradley Corporation**, Menomonee Falls, WI (US)

(**) Term: **15 Years**

(21) Appl. No.: **29/728,367**

(22) Filed: **Mar. 18, 2020**

(51) **LOC (14) Cl.** **23-02**

(52) **U.S. Cl.**
USPC **D6/545**

(58) **Field of Classification Search**
USPC D6/515, 522, 512, 518, 520, 524, D6/542-545; 206/233, 389, 401, 77.1, 206/581, 225, 229; 211/45, 48, 88.04, 211/119.009, 85.12; 221/26, 208, 282, 221/283; 222/105, 173, 180, 181, 181.2, 222/181.3
CPC . A47F 1/085; A47F 7/163; A47F 7/16; B65H 75/141; B65D 83/267; B65D 23/003; B65D 83/40; B65D 77/065; B65D 35/242; B65D 85/672; B65D 83/08; B65D 83/05; B65D 85/04; B67D 3/0029; B67D 1/07; A47K 5/1217; A47K 5/02; A47K 10/025; A47K 10/10; A47K 10/04; A47K 1/09; A47K 17/003; A47K 5/12; A47K 2005/1218; A61C 5/06

See application file for complete search history.

(Continued)

Primary Examiner — Nathan M Johnston

(74) *Attorney, Agent, or Firm* — Boyle Fredrickson, S.C.

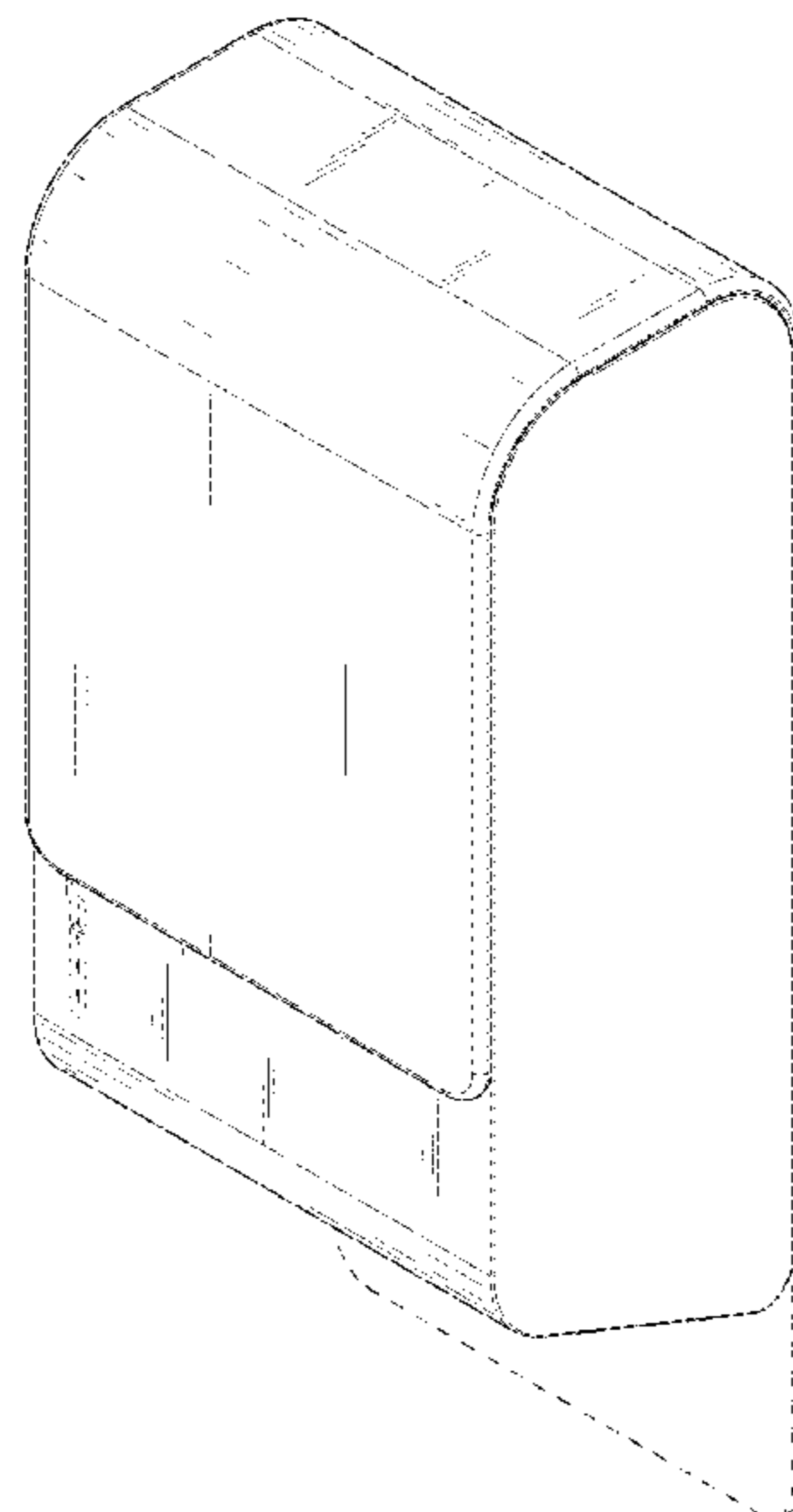
(57) **CLAIM**

The ornamental design for a soap dispenser, substantially as shown and described.

DESCRIPTION

FIG. 1 is a front, raised perspective view of a soap dispenser according to the invention;
FIG. 2 is a front view of the soap dispenser of FIG. 1;
FIG. 3 is a rear view of the soap dispenser of FIG. 1;
FIG. 4 is a right side view of the soap dispenser of FIG. 1;
FIG. 5 is a left side view of the soap dispenser of FIG. 1;
FIG. 6 is a top view of the soap dispenser of FIG. 1; and,
FIG. 7 is a bottom view of the soap dispenser of FIG. 1.
The broken-lines shown on the surface of the drawings show portions of the soap dispenser that form no part of the claimed design.

1 Claim, 6 Drawing Sheets



(56)

References Cited

U.S. PATENT DOCUMENTS

D726,443	S	4/2015	Giovannoni	
D726,444	S	4/2015	Giovannoni	
D726,445	S	4/2015	Giovannoni	
D790,873	S	7/2017	Ku et al.	
D796,223	S *	9/2017	Madsen	D6/518
D796,866	S	9/2017	Johnson	
D796,867	S	9/2017	Johnson	
D796,868	S	9/2017	Johnson	
D798,629	S *	10/2017	Sinclair	D6/518
D799,235	S *	10/2017	Madsen	D6/518
D809,819	S	2/2018	Johnson	
D811,120	S	2/2018	Johnson	
D830,636	S	10/2018	Loong	
D840,171	S	2/2019	Buell et al.	
D840,712	S	2/2019	Buell et al.	
D840,713	S	2/2019	Buell et al.	
D855,348	S	8/2019	Buell et al.	
D869,193	S	12/2019	Peterson	
D871,672	S	12/2019	Hongfei	
2016/0374519	A1 *	12/2016	Murphy	A47K 10/424 222/23
2018/0368628	A1 *	12/2018	Schuh	A47K 10/3612

* cited by examiner

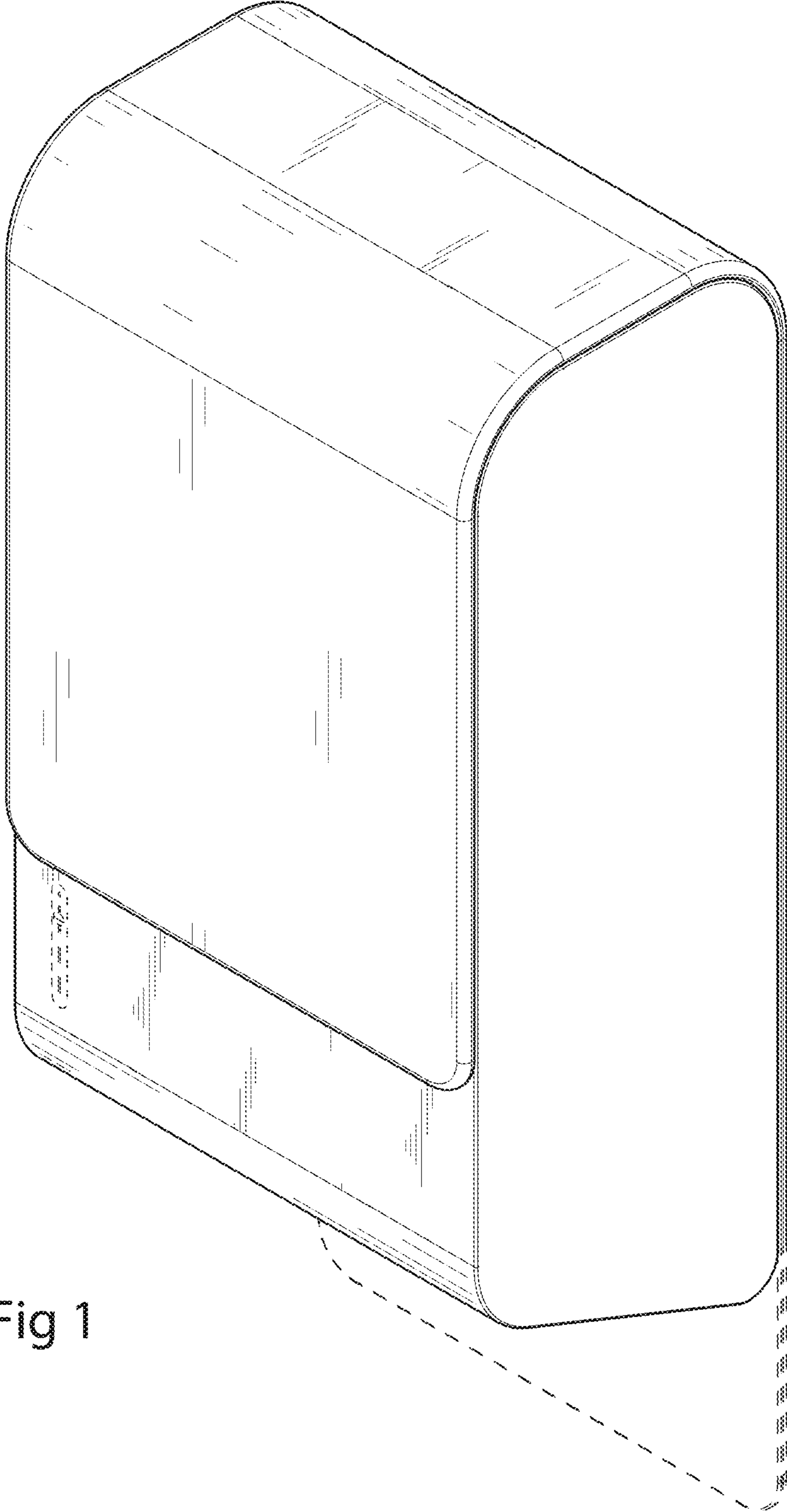


Fig 1




Fig 2




Fig. 3




Fig 4




Fig. 5




Fig. 6

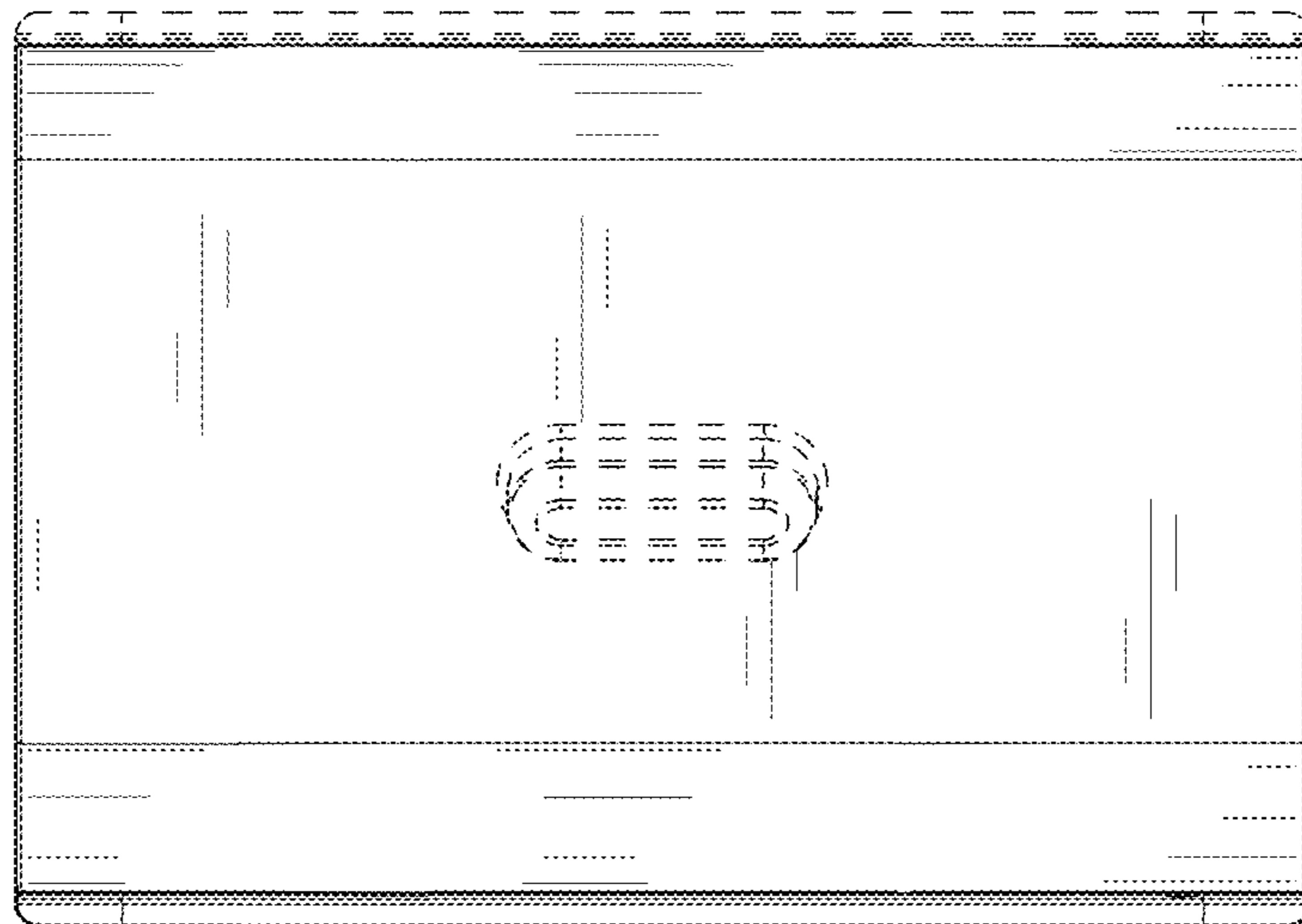


Fig. 7