



US00D974071S

(12) **United States Design Patent** (10) **Patent No.:** **US D974,071 S**
Seum et al. (45) **Date of Patent:** **** Jan. 3, 2023**

(54) **PAPER HOLDER**

(71) Applicant: **Grohe AG**, Hemer (DE)

(72) Inventors: **Michael Seum**, Duesseldorf (DE);
Jacob Nitz, Brooklyn, NY (US)

(73) Assignee: **Grohe AG**, Hemer (DE)

(**) Term: **15 Years**

(21) Appl. No.: **29/693,799**

(22) Filed: **Jun. 5, 2019**

(30) **Foreign Application Priority Data**

Dec. 5, 2018 (EM) 005844156-0015

(51) **LOC (14) Cl.** **06-04**

(52) **U.S. Cl.**
USPC **D6/523**

(58) **Field of Classification Search**
USPC D6/546–550, 518–523; D8/300, 303,
D8/315, 321; 16/110.1, 412, 415;
108/28–29; 211/13.1, 16, 60.1, 100,
211/86.01, 87.01, 88.01, 88.04, 105.1,
211/105.2, 123, 182, 181.1; 242/570,
242/590, 595–598; 248/175, 176.1, 251,
248/302, 309.1
CPC A45F 2005/025; A45F 2005/027; A47K
2010/3253; A47K 10/22; A47K 10/3836;
A47K 10/16; A47K 10/3818; A47K
2010/3233; A47K 10/40; A47K 10/38;
A47K 2010/389; A47K 2010/3872; B60R
7/084

See application file for complete search history.

(56) **References Cited**

U.S. PATENT DOCUMENTS

D432,829 S * 10/2000 Gastelum D6/523
D432,830 S * 10/2000 Gastelum D6/523

D452,397 S * 12/2001 Gilbert D6/518
D465,365 S * 11/2002 Moore D6/523
D477,731 S * 7/2003 Hoernig D6/523
D521,292 S * 5/2006 Ferrer Beltran D6/546
D811,118 S * 2/2018 Garland D6/523
D891,146 S * 7/2020 Seum D6/549
D923,964 S * 7/2021 Seum D6/549
2018/0228322 A1 * 8/2018 Goodman A47K 10/22

OTHER PUBLICATIONS

Grohe Store,Grohe 41068A00 Selection Toilet Paper Holder . . .
—Sep. 14, 2020,www.amazon.com,https://www.amazon.com/GROHE-
41068A00-Selection-Toilet-Graphite/dp/B084MK2CPP?th=1,3 pages,
retrieved May 20, 2022 (Year: 2020).*
Grohe Store,Grohe 40974000 Grohe 40 974 Defined Wall Mounted
Toilet Paper Holder—Apr. 23, 2019,www.amazon.com,https://www.
amazon.com/40974000-Defined-Mounted-Toilet-Holder/dp/
B07R25R1GJ,3 pages, retrieved May 20, 2022 (Year: 2019).*

* cited by examiner

Primary Examiner — Mary Shannon Malley
(74) *Attorney, Agent, or Firm* — Muncy, Geissler, Olds &
Lowe, P.C.

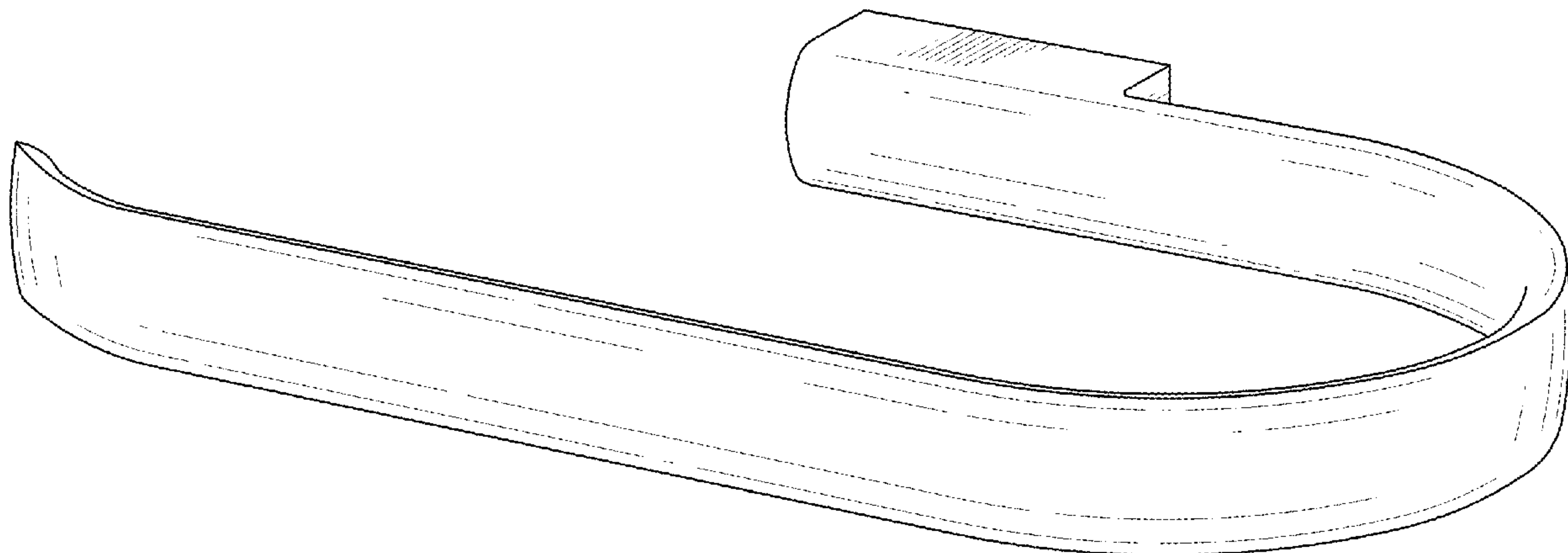
(57) **CLAIM**

The ornamental design for a paper holder, as shown and
described.

DESCRIPTION

FIG. 1 is a front perspective view of a paper holder accord-
ing to the present invention.
FIG. 2 is a front view of the paper holder of FIG. 1.
FIG. 3 is a rear view of the paper holder of FIG. 1.
FIG. 4 is a left side view of the paper holder of FIG. 1.
FIG. 5 is a right side view of the paper holder of FIG. 1.
FIG. 6 is a top view of the paper holder of FIG. 1; and,
FIG. 7 is a bottom view of the paper holder of FIG. 1.
The broken lines shown in the figures represent portions of
the paper holder that form no part of the claimed design.

1 Claim, 7 Drawing Sheets



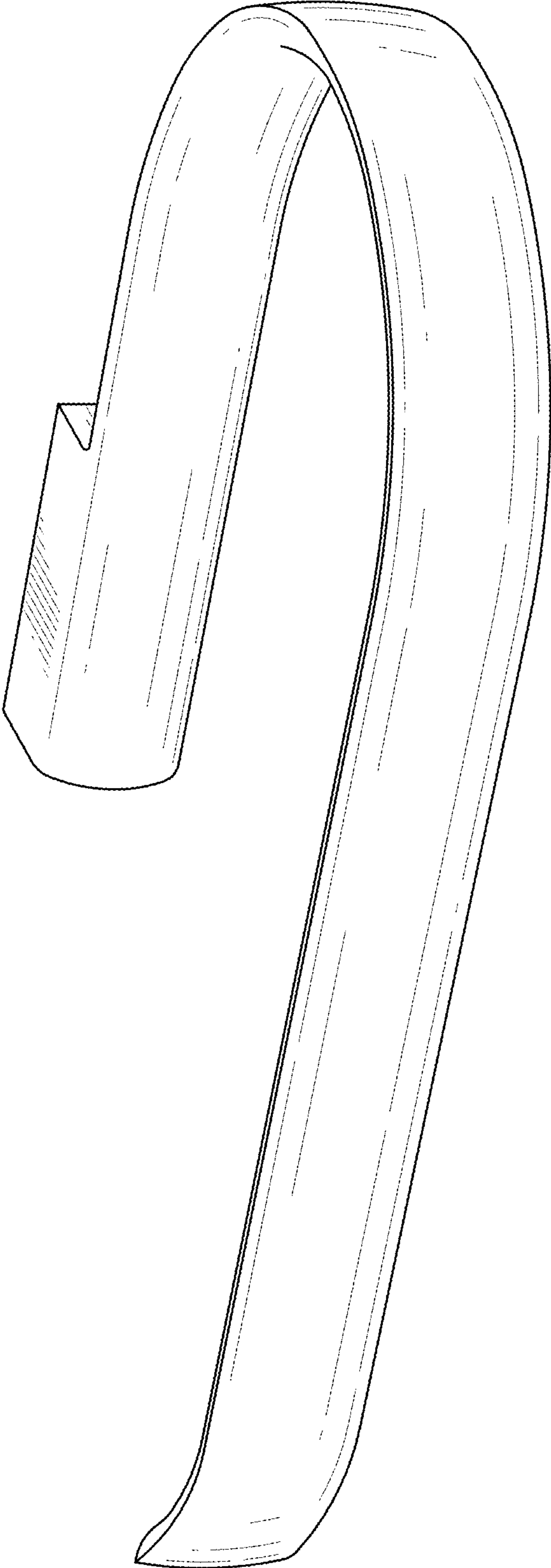


FIG.1




FIG.2




FIG.3




FIG.4




FIG.5

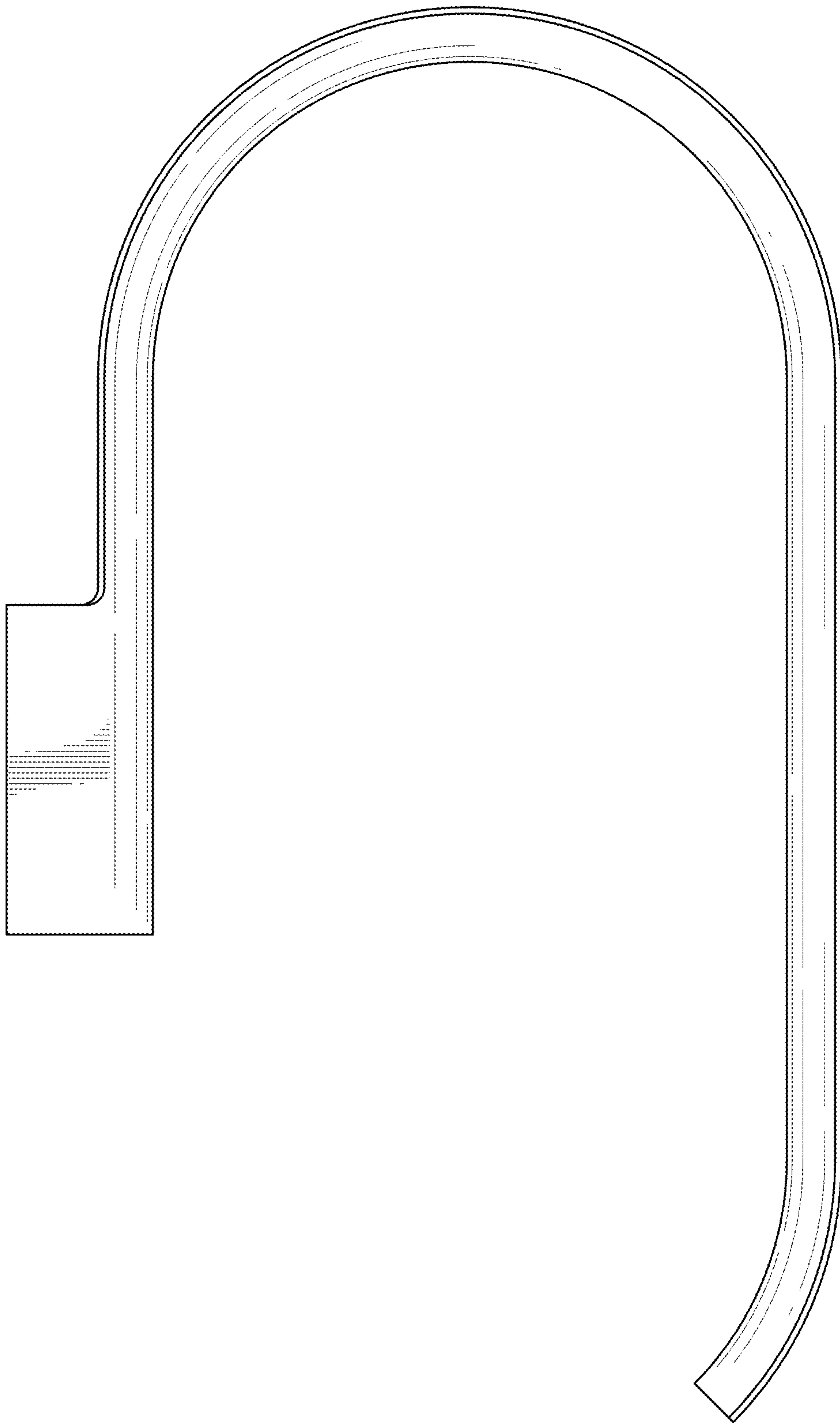


FIG.6

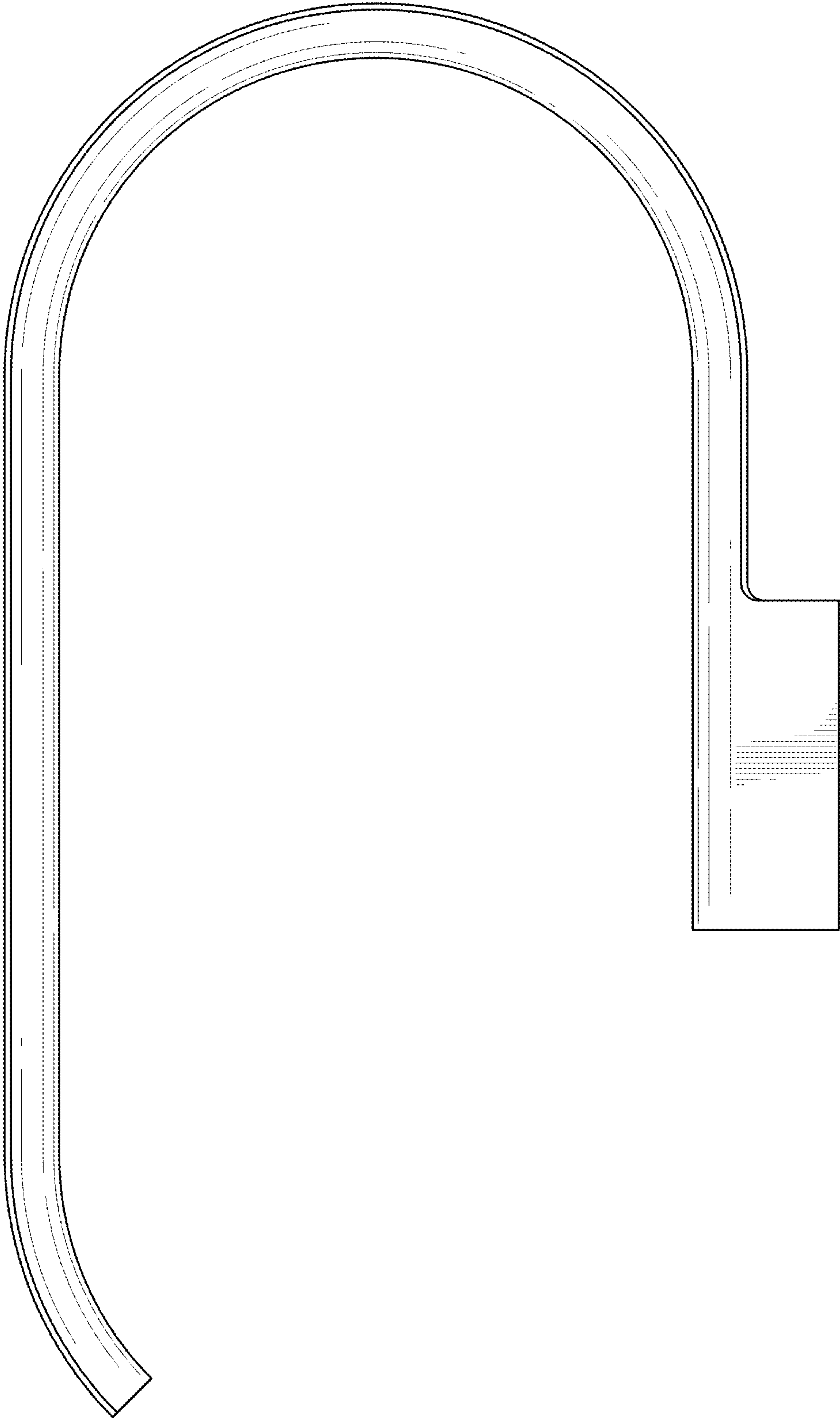


FIG.7