



US00D974068S

(12) **United States Design Patent**
Wang

(10) **Patent No.:** **US D974,068 S**
(45) **Date of Patent:** **** Jan. 3, 2023**

- (54) **BENCH**
- (71) Applicant: **NANJING SILEQI ELECTRONIC COMMERCE CO., LTD**, Nanjing (CN)
- (72) Inventor: **Yanyuan Wang**, Changzhou (CN)
- (73) Assignee: **NANJING SILEQI ELECTRONIC COMMERCE CO., LTD**, Nanjing (CN)
- (**) Term: **15 Years**
- (21) Appl. No.: **29/839,156**
- (22) Filed: **May 18, 2022**
- (51) **LOC (14) Cl.** **06-01**
- (52) **U.S. Cl.**
USPC **D6/379**
- (58) **Field of Classification Search**
USPC D6/369, 370, 371, 372, 374, 379
CPC A47C 1/14; A47C 3/045; A47C 3/023;
A47C 3/04; A47C 3/00; A47C 4/022;
A47C 4/03; A47C 4/02; A47C 4/24;
A47C 5/02; A47C 5/04; A47C 5/06;
A47C 5/043; A47C 5/10; A47C 7/021;
A47C 7/16; A47C 7/185; A47C 11/00;
A47C 11/005; A47C 17/02; A47C
31/023; Y10T 403/70
See application file for complete search history.

- (56) **References Cited**
U.S. PATENT DOCUMENTS
D419,792 S * 2/2000 Tseng D6/379
D436,751 S * 1/2001 Schacht D6/379
D474,904 S * 5/2003 Ciabatti D6/370
D498,939 S * 11/2004 Kirkpatrick D6/372
6,877,810 B2 * 4/2005 Haney A47C 11/00
297/282
6,883,873 B2 * 4/2005 Haney A47C 11/00
297/DIG. 2

- D513,669 S * 1/2006 Franks D6/379
 - D524,565 S * 7/2006 Franks D6/369
 - D540,559 S * 4/2007 Neil D6/379
 - D574,637 S * 8/2008 Porter D6/717
 - D680,346 S * 4/2013 Pedersen D6/370
 - D798,076 S 9/2017 Asner
 - D815,849 S * 4/2018 Pontillas D6/370
 - D848,172 S * 5/2019 Tham D6/370
 - D862,142 S 10/2019 Corner
 - D908,384 S * 1/2021 Davidson D6/371
 - D931,630 S * 9/2021 Burks D6/347
 - D936,988 S * 11/2021 Kong D6/369
 - D938,750 S * 12/2021 Asner D6/370
 - 11,213,131 B2 * 1/2022 Nardi A47C 7/42
- (Continued)

OTHER PUBLICATIONS

“Metal Bench . . . ” Feb. 19, 2022, amazon.com, site visited Aug. 5, 2022 <<https://www.amazon.com/Anti-Rust-Benches-Outdoor-Waterproof-Entryway/dp/B08MX7F7JH>> (Year: 2022).*

Primary Examiner — Kevin K Rudzinski
Assistant Examiner — Paul D Bohannon
(74) *Attorney, Agent, or Firm* — Jeenam Park

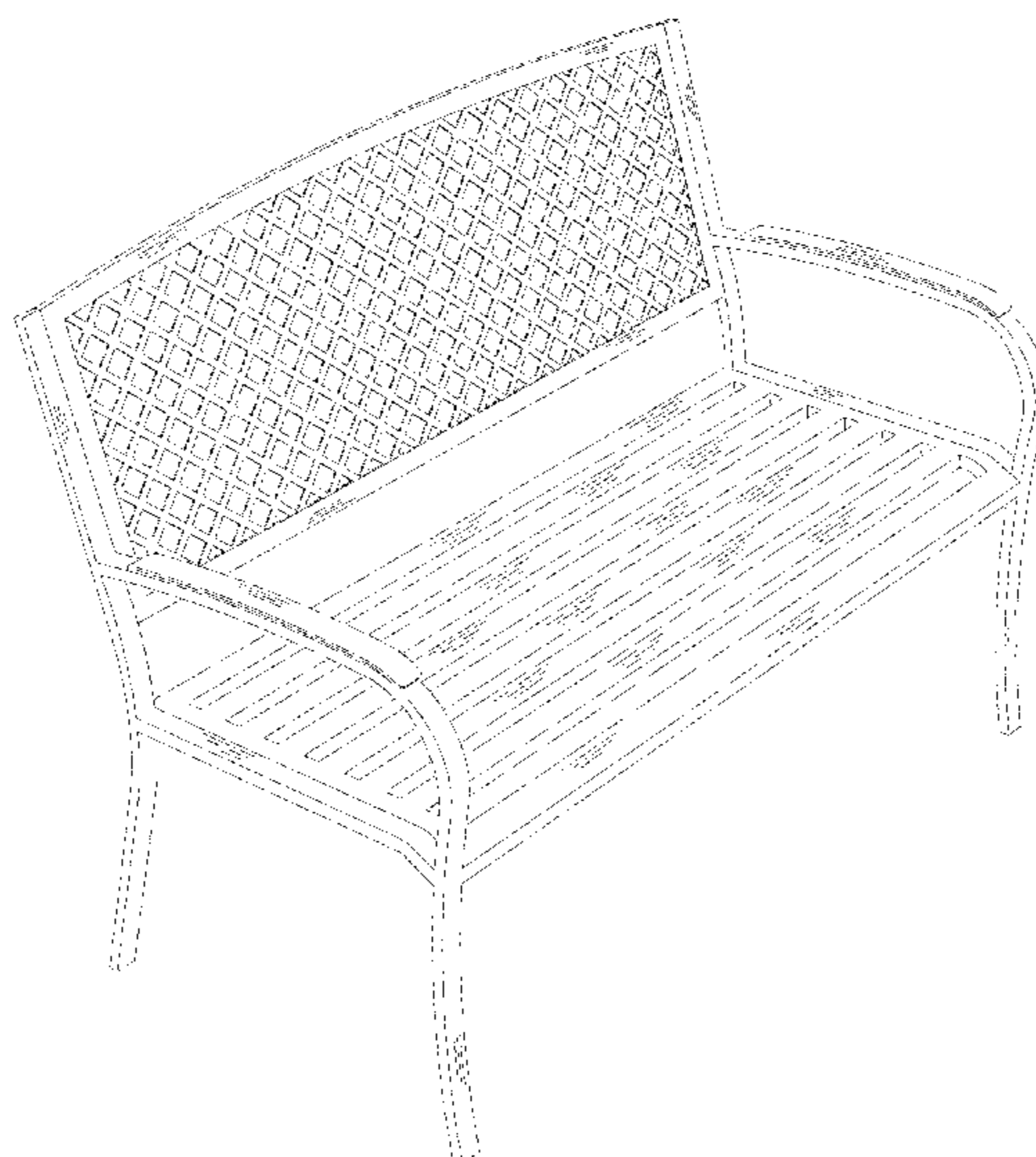
(57) **CLAIM**

The ornamental design for a bench, as shown and described.

DESCRIPTION

FIG. 1 is a perspective view of a bench, showing my new design;
FIG. 2 is a front view thereof;
FIG. 3 is a rear view thereof;
FIG. 4 is a left side view thereof;
FIG. 5 is a right side view thereof;
FIG. 6 is a top plan view thereof; and,
FIG. 7 is a bottom plan view thereof.
The broken lines shown in the drawings illustrate portions of the article that form no part of the claimed design.

1 Claim, 7 Drawing Sheets



(56)

References Cited

U.S. PATENT DOCUMENTS

2003/0209928 A1* 11/2003 Haney A47C 3/0255
297/281
2003/0209934 A1* 11/2003 Haney A47C 11/00
297/440.15
2007/0018495 A1* 1/2007 Xiang A47C 31/02
297/452.59
2017/0099950 A1* 4/2017 Lin A47C 11/005

* cited by examiner



FIG. 1




FIG. 2

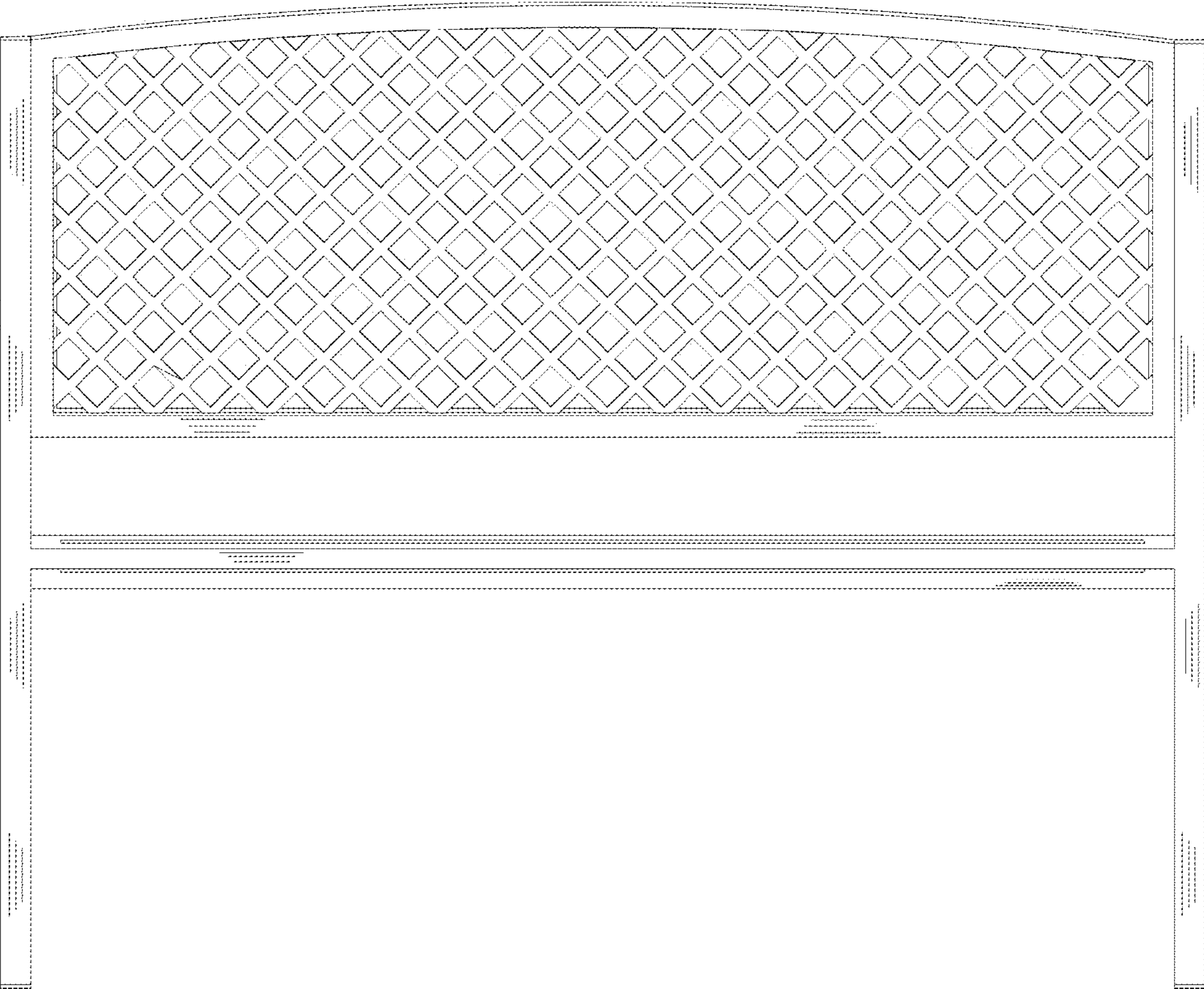


FIG. 3

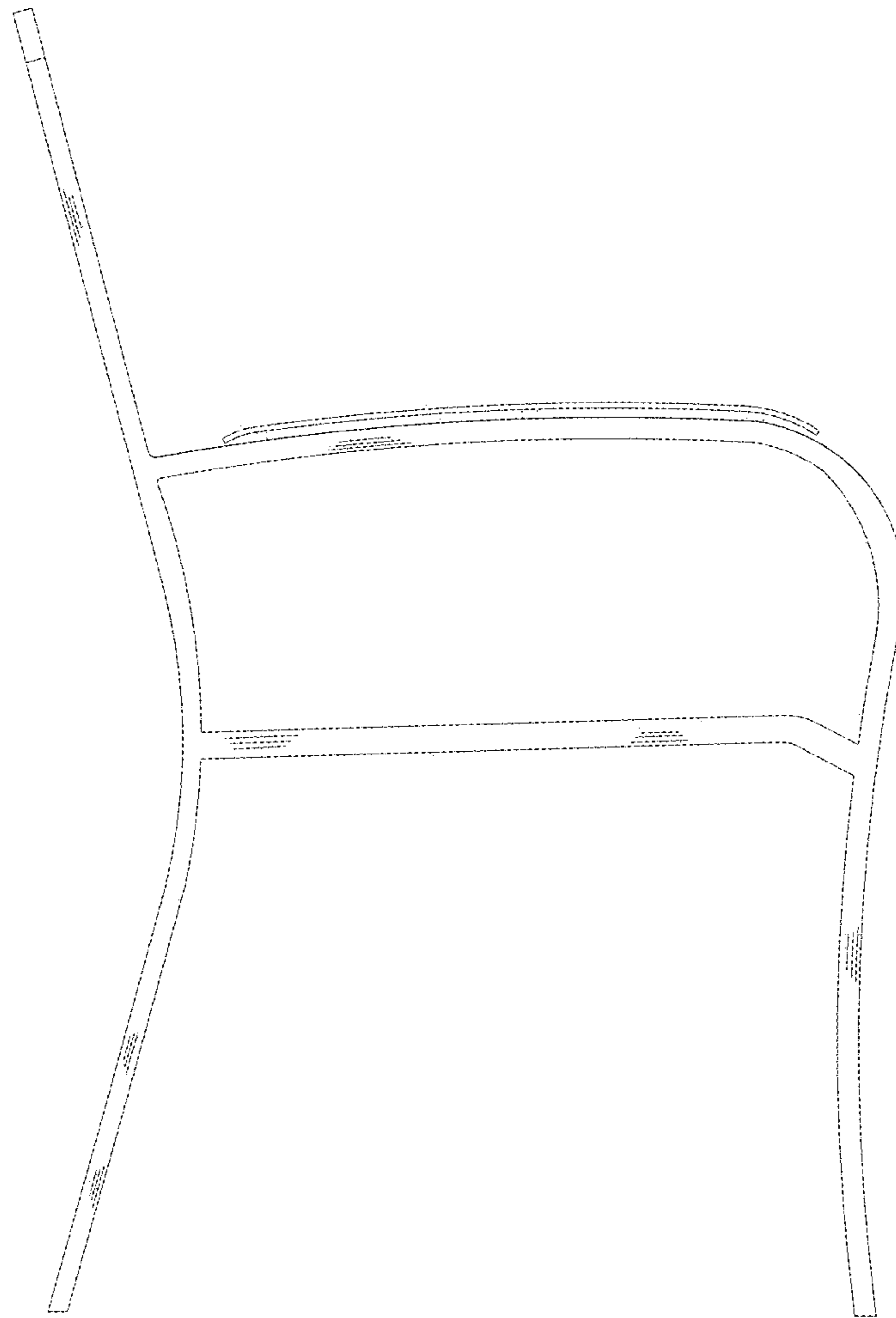


FIG. 4

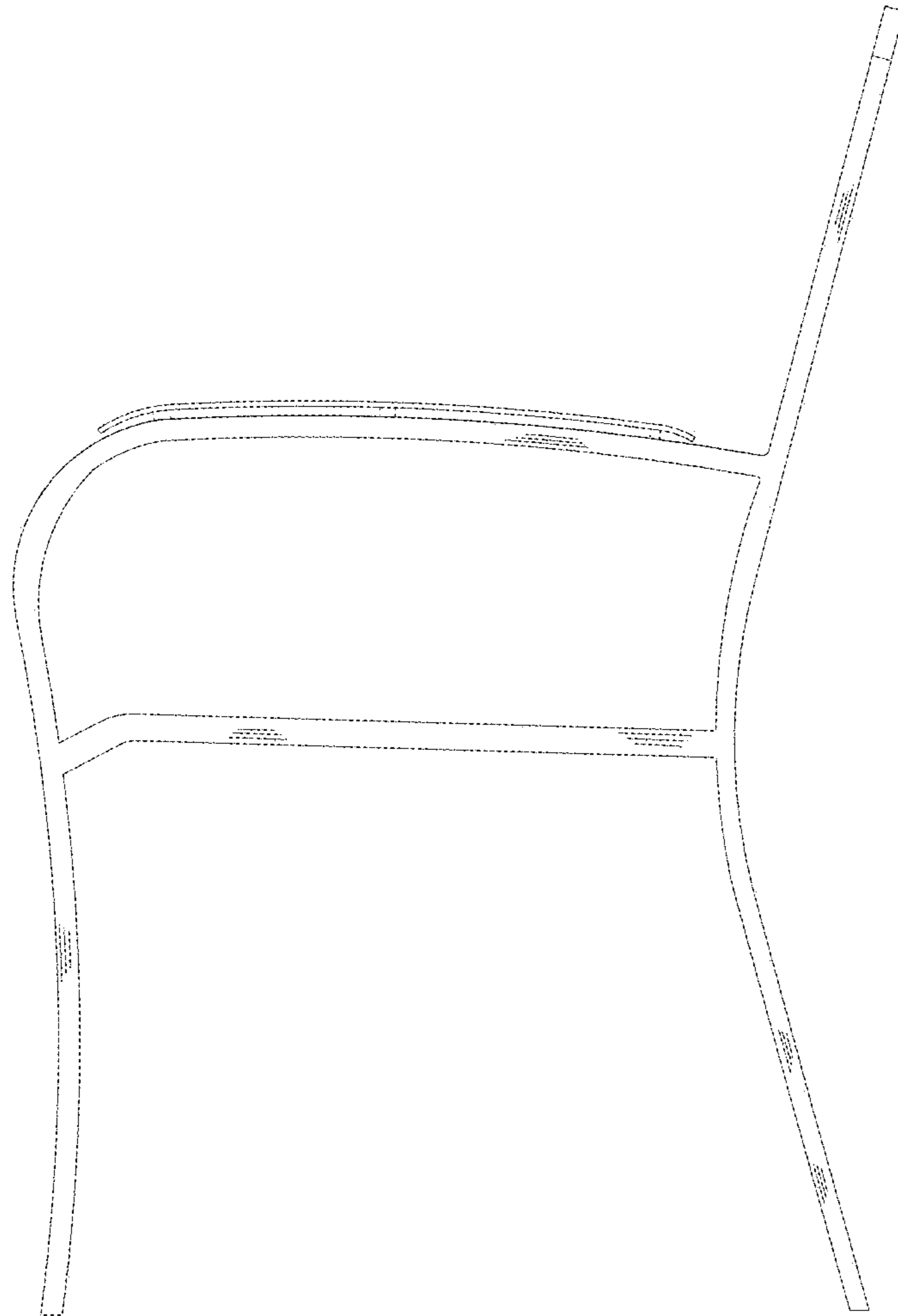


FIG. 5

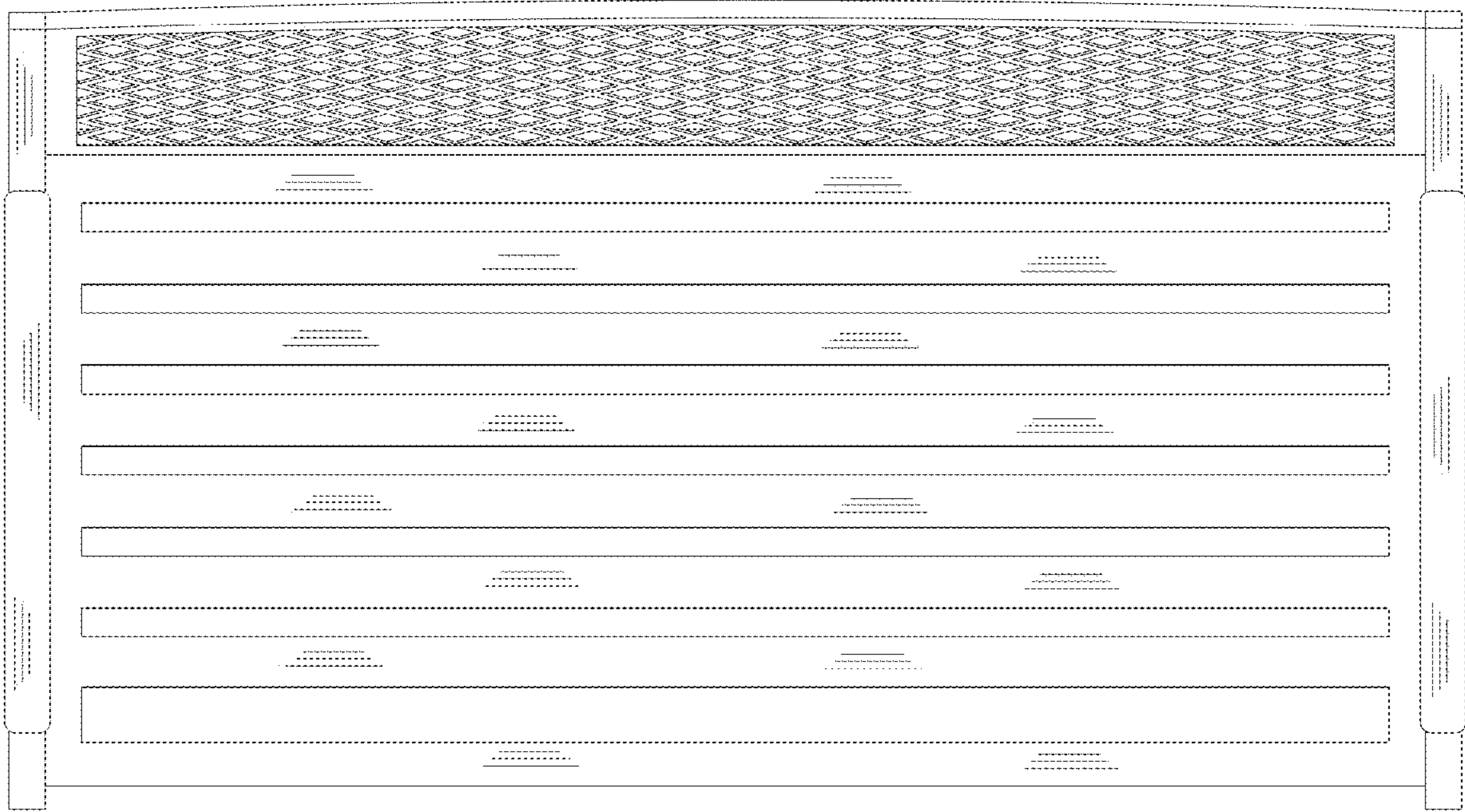


FIG. 6




FIG. 7