



US00D974067S

(12) **United States Design Patent** (10) **Patent No.:** **US D974,067 S**
Wang (45) **Date of Patent:** **** Jan. 3, 2023**

(54) **CHAIR**
(71) Applicant: **NANJING SILEQI ELECTRONIC COMMERCE CO., LTD**, Nanjing (CN)
(72) Inventor: **Yanyuan Wang**, Changzhou (CN)
(73) Assignee: **NANJING SILEQI ELECTRONIC COMMERCE CO., LTD**, Nanjing (CN)

D495,890 S * 9/2004 Chadwick D6/373
D526,138 S * 8/2006 Rech D6/379
D540,559 S * 4/2007 Neil D6/379
D557,919 S * 12/2007 Rech D6/369
D586,145 S * 2/2009 Guinochet D6/381
D594,242 S * 6/2009 Sweeney D6/376
D594,668 S * 6/2009 Neil D6/376
D602,277 S * 10/2009 Neil D6/379
D609,487 S * 2/2010 Kumazawa D6/373
D655,528 S * 3/2012 Neil D6/379
D656,335 S 3/2012 Kumazawa
D660,612 S * 5/2012 Smith D6/374
D663,131 S 7/2012 Barefoot
2005/0146193 A1 * 7/2005 Shieh A47C 31/023
297/440.11

(**) Term: **15 Years**

(21) Appl. No.: **29/839,155**

(22) Filed: **May 18, 2022**

(51) **LOC (14) Cl.** **06-01**

(52) **U.S. Cl.**
USPC **D6/379**

(58) **Field of Classification Search**
USPC D6/368, 369, 370, 374, 375, 376, 379, D6/380
CPC Y10S 297/02; Y10S 297/01; A47C 1/124; A47C 3/00; A47C 3/04; A47C 4/28; A47C 4/30; A47C 4/32; A47C 4/34; A47C 4/283; A47C 4/286; A47C 5/02; A47C 5/04; A47C 5/06; A47C 5/12; A47C 5/14; A47C 5/125; A47C 7/185; A47C 4/022; A47C 4/03; A47C 7/16

See application file for complete search history.

(56) **References Cited**

U.S. PATENT DOCUMENTS

4,114,949 A * 9/1978 Benoit A47C 4/022
D6/371
D369,920 S * 5/1996 Tseng D6/379
D416,703 S * 11/1999 Lin D6/379
D417,344 S * 12/1999 van Rhienen D6/369
D419,792 S * 2/2000 Tseng D6/379
D474,904 S * 5/2003 Ciabatti D6/370

OTHER PUBLICATIONS

“VidaXL Stackable Patio Chairs 2 pcs Steel Gray” Aug. 17, 2020, amazon.com, site visited Jul. 27, 2022 <https://www.amazon.com/vidaXL-Stackable-Garden-Chairs-Outdoor/dp/B07C4THX4K/ref=cm_cr_ar_p_d_product_top?ie=UTF8> (Year: 2020).*

* cited by examiner

Primary Examiner — Kevin K Rudzinski
Assistant Examiner — Paul D Bohannon
(74) *Attorney, Agent, or Firm* — Jeenam Park

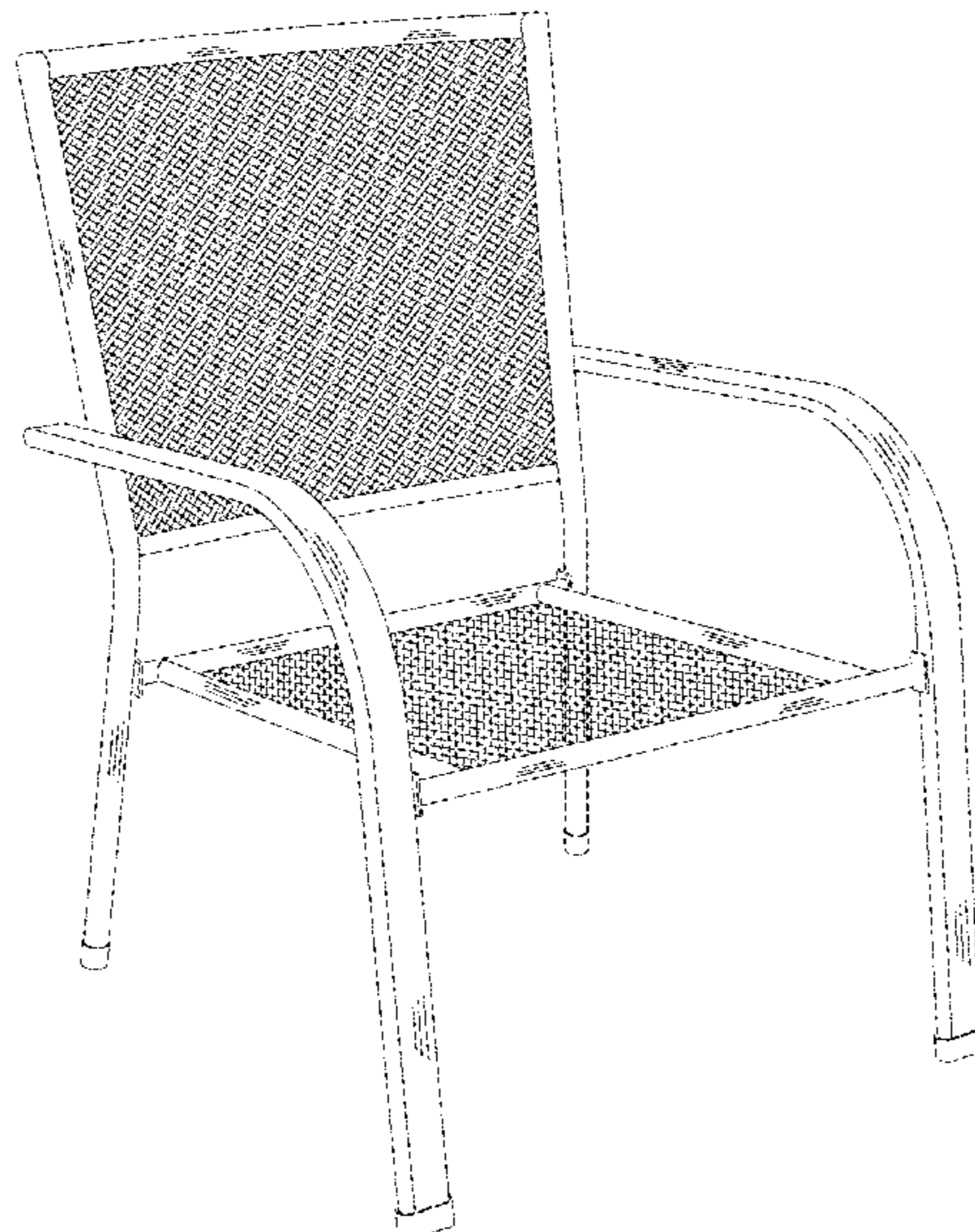
(57) **CLAIM**

The ornamental design for a chair, as shown and described.

DESCRIPTION

FIG. 1 is a perspective view of a chair, showing my new design;
FIG. 2 is a front view thereof;
FIG. 3 is a rear view thereof;
FIG. 4 is a left side view thereof;
FIG. 5 is a right side view thereof;
FIG. 6 is a top plan view thereof; and,
FIG. 7 is a bottom plan view thereof.

1 Claim, 7 Drawing Sheets



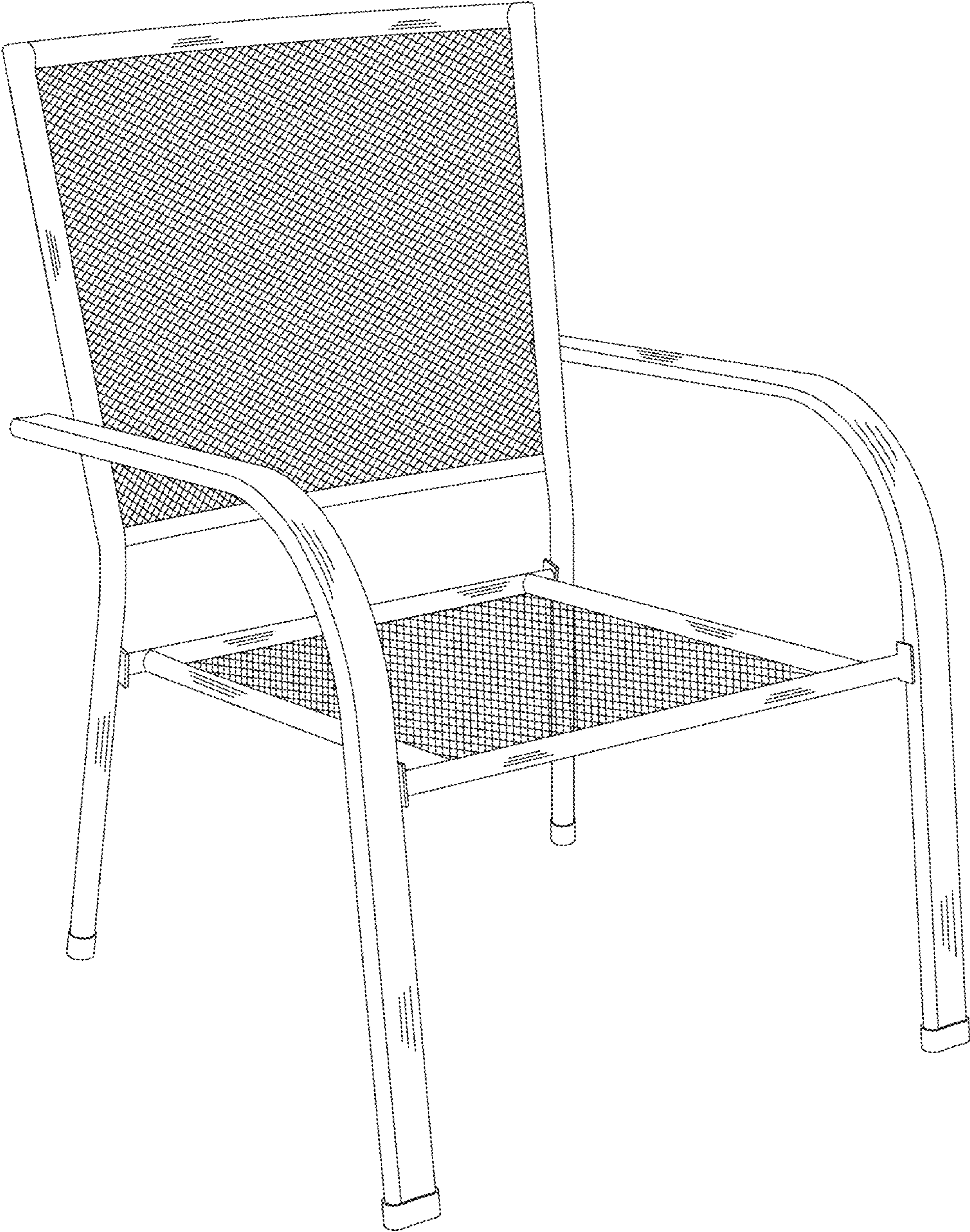


FIG. 1




FIG. 2




FIG. 3

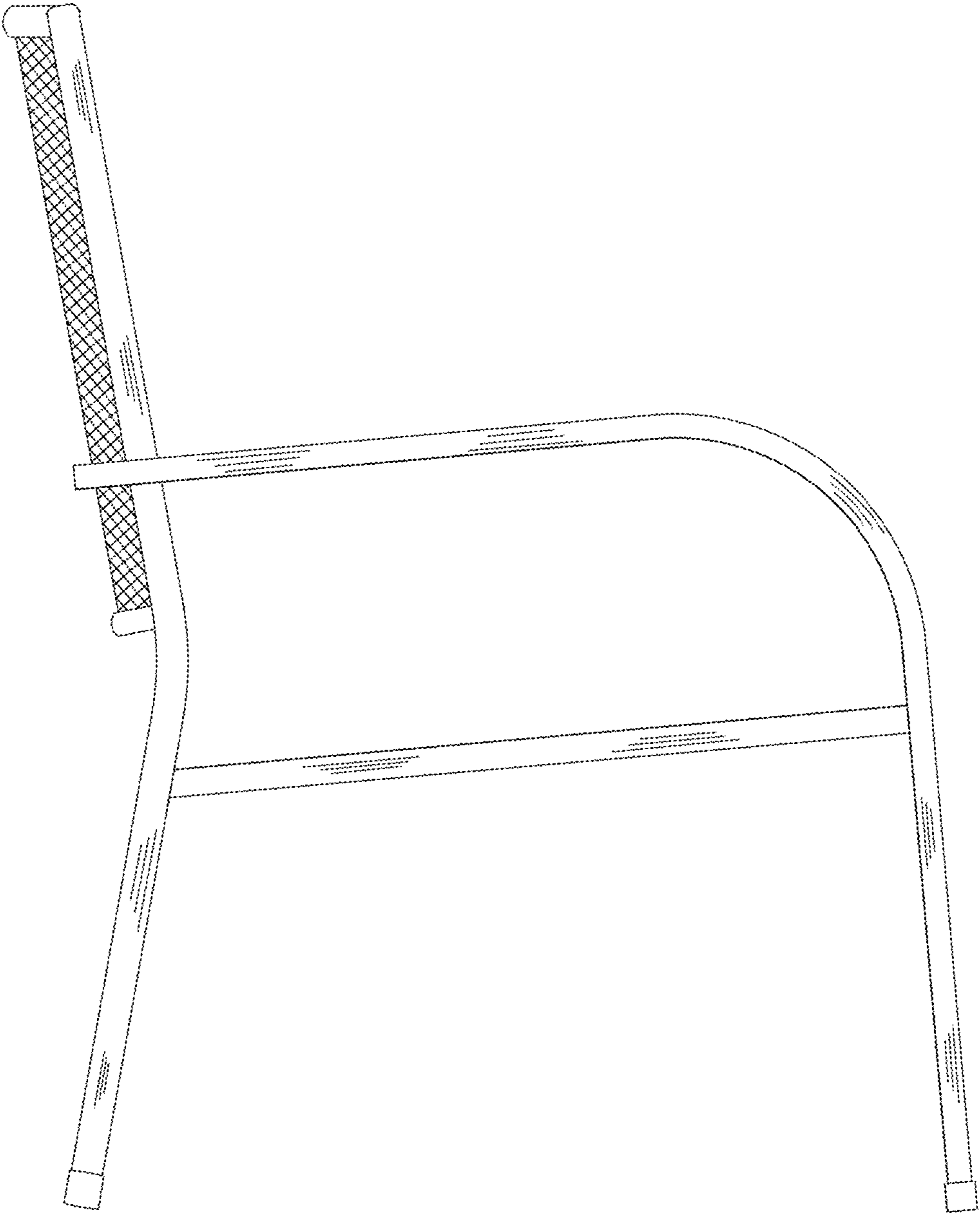


FIG.4

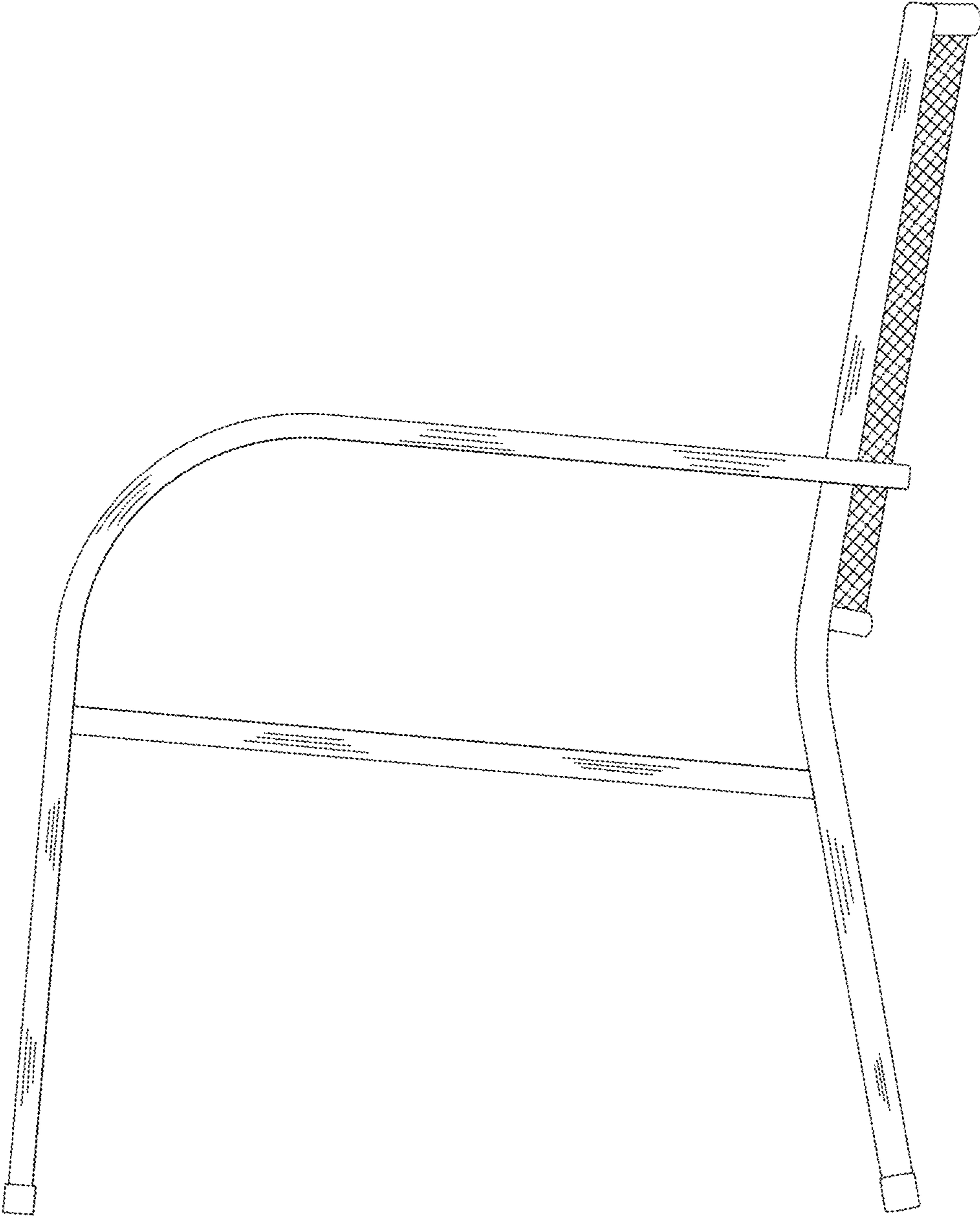


FIG. 5

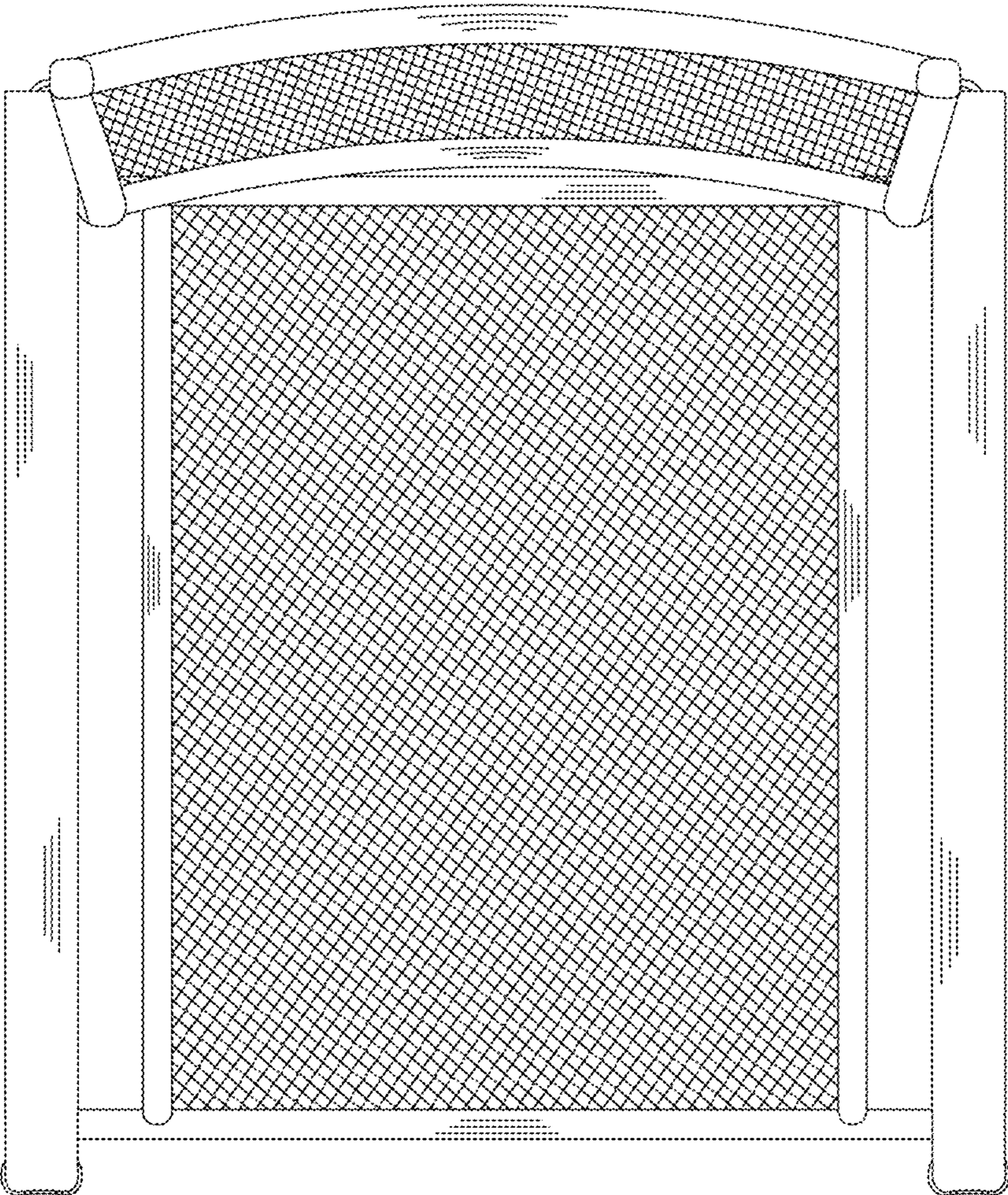


FIG.6




FIG.7