



US00D974066S

(12) **United States Design Patent** (10) **Patent No.:** **US D974,066 S**
Altherr et al. (45) **Date of Patent:** **** Jan. 3, 2023**

(54) **ARMCHAIR**
(71) Applicant: **ARPER S.P.A.**, Treviso (IT)
(72) Inventors: **Jeannette Altherr**, Treviso (IT);
Delphine Désile, Treviso (IT); **Dennis Park**, Treviso (IT)

D385,425 S * 10/1997 Goetz D6/374
D391,778 S * 3/1998 Cretcher D6/374
D405,620 S * 2/1999 Koepke D6/379
D440,423 S * 4/2001 Frinier D6/379
D557,919 S * 12/2007 Rech D6/369

(73) Assignee: **ARPER S.p.A.**, Treviso (IT)

FOREIGN PATENT DOCUMENTS
WO DM215765 7/2021
WO DM215770 7/2021

(**) Term: **15 Years**

OTHER PUBLICATIONS

(21) Appl. No.: **35/512,399**

(22) Filed: **Jul. 29, 2021**

Kata Lounge Armchair—Arper, Design by Altherr Désile Park, 2021 <https://www.arper.com/us/en/products/collections/kata-armchair-4-legs-oak> retrieved from the internet on May 31, 2022.*

(80) **Hague Agreement Data**

Int. Filing Date: **Jul. 29, 2021**
Int. Reg. No.: **DM/215763**
Int. Reg. Date: **Jul. 29, 2021**
Int. Reg. Pub. Date: **Aug. 20, 2021**

Japanese Office Action issued in JPO Application No. 2021-501536 dated Mar. 11, 2022.

Japanese Office Action issued in JPO Application No. 2021-501537 dated Mar. 11, 2022.

* cited by examiner

(30) **Foreign Application Priority Data**

Feb. 26, 2021 (WO) WIPO102226

(51) **LOC (14) Cl.** **06-01**

(52) **U.S. Cl.**
USPC **D6/375; D6/379**

(58) **Field of Classification Search**
USPC D6/334, 335, 369, 374, 375, 379, 380,
D6/381

CPC A47C 7/00; A47C 7/02; A47C 7/16; A47C
7/36; A47C 7/40; A47C 7/50

See application file for complete search history.

(57) **CLAIM**

The ornamental design for an armchair, as shown and described.

(56) **References Cited**

U.S. PATENT DOCUMENTS

D256,972 S * 9/1980 Cassina D6/374
D308,305 S * 6/1990 Snodgrass D6/370
D362,557 S * 9/1995 Escalona D6/375
D381,215 S * 7/1997 Orians D6/379

DESCRIPTION

1.1 is a front-perspective view of an armchair, showing our new design;

1.2 is a left view thereof;

1.3 is a right view thereof;

1.4 is a front view thereof;

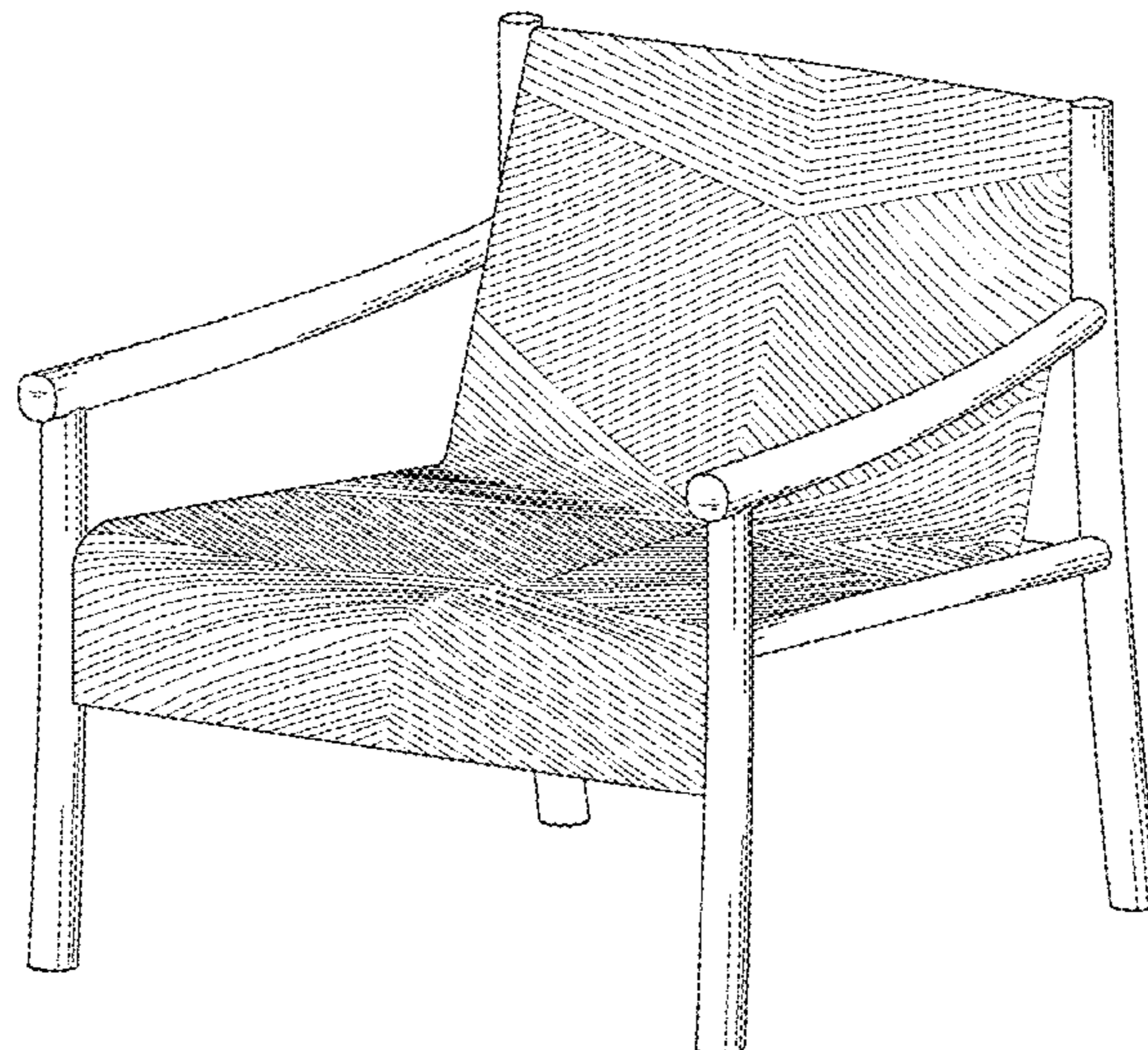
1.5 is a rear view thereof;

1.6 is top view thereof;

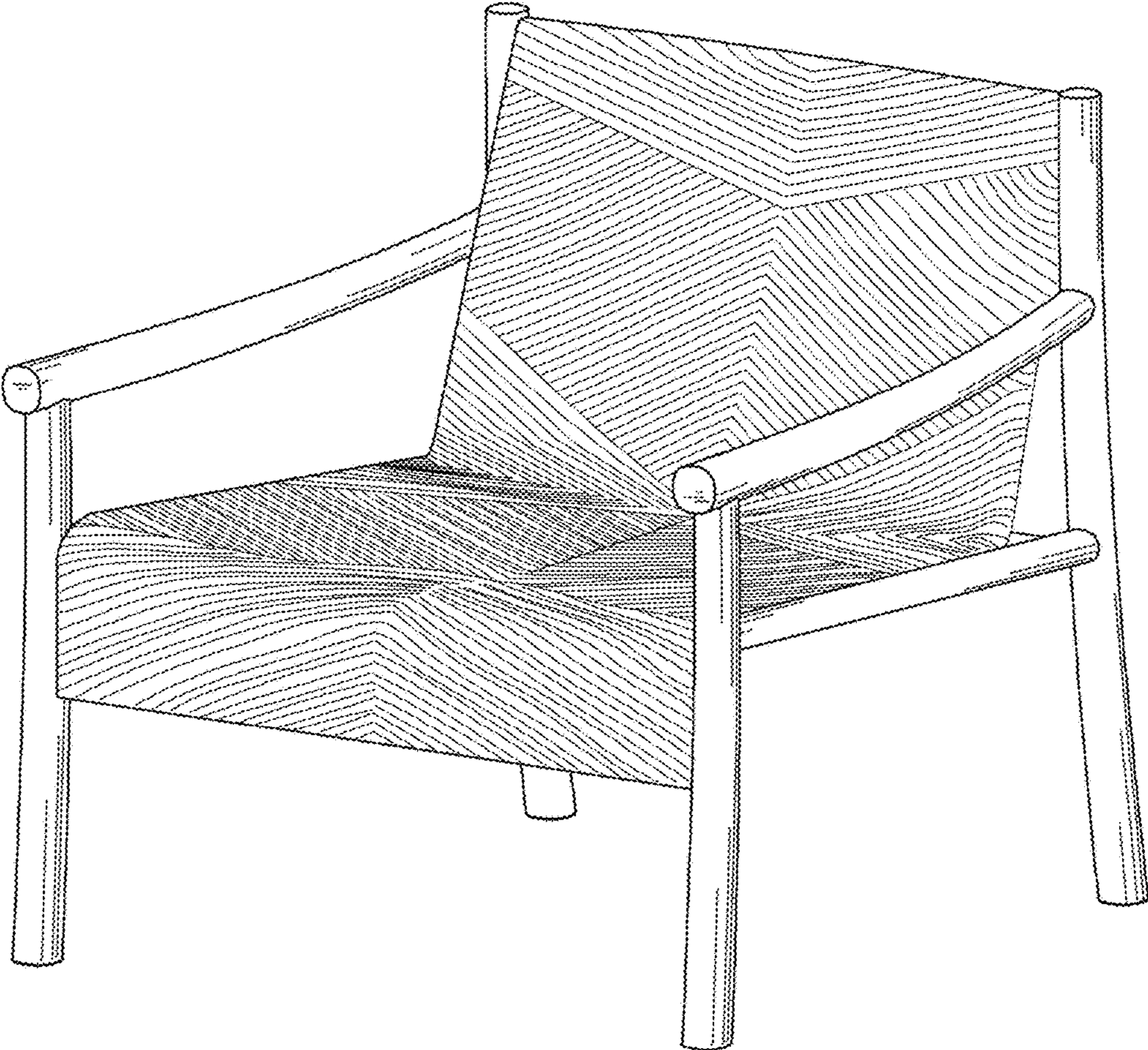
1.7 is a bottom view thereof; and

1.8 is a rear-perspective view thereof.


1 Claim, 8 Drawing Sheets




1.1



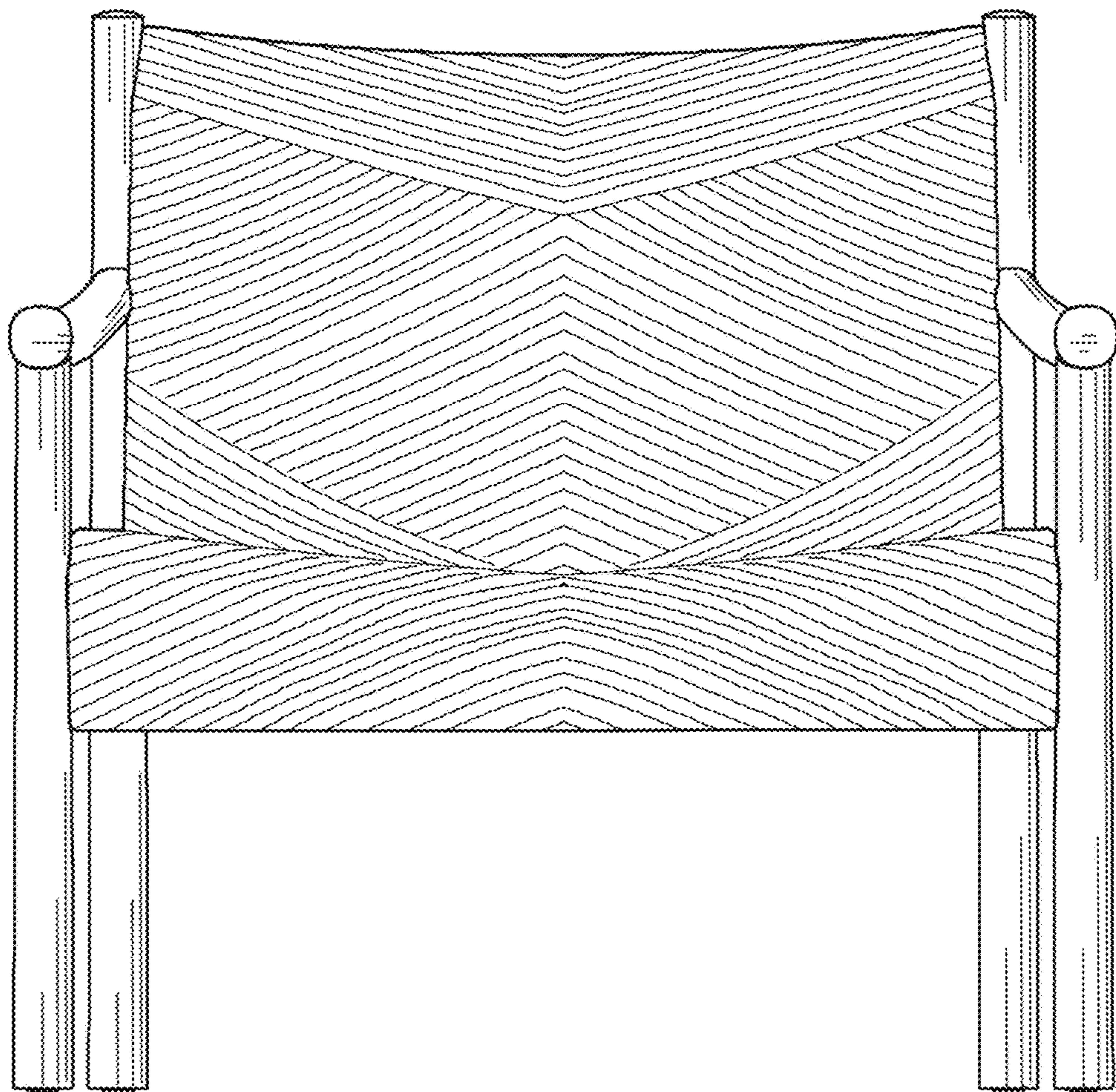
1.2



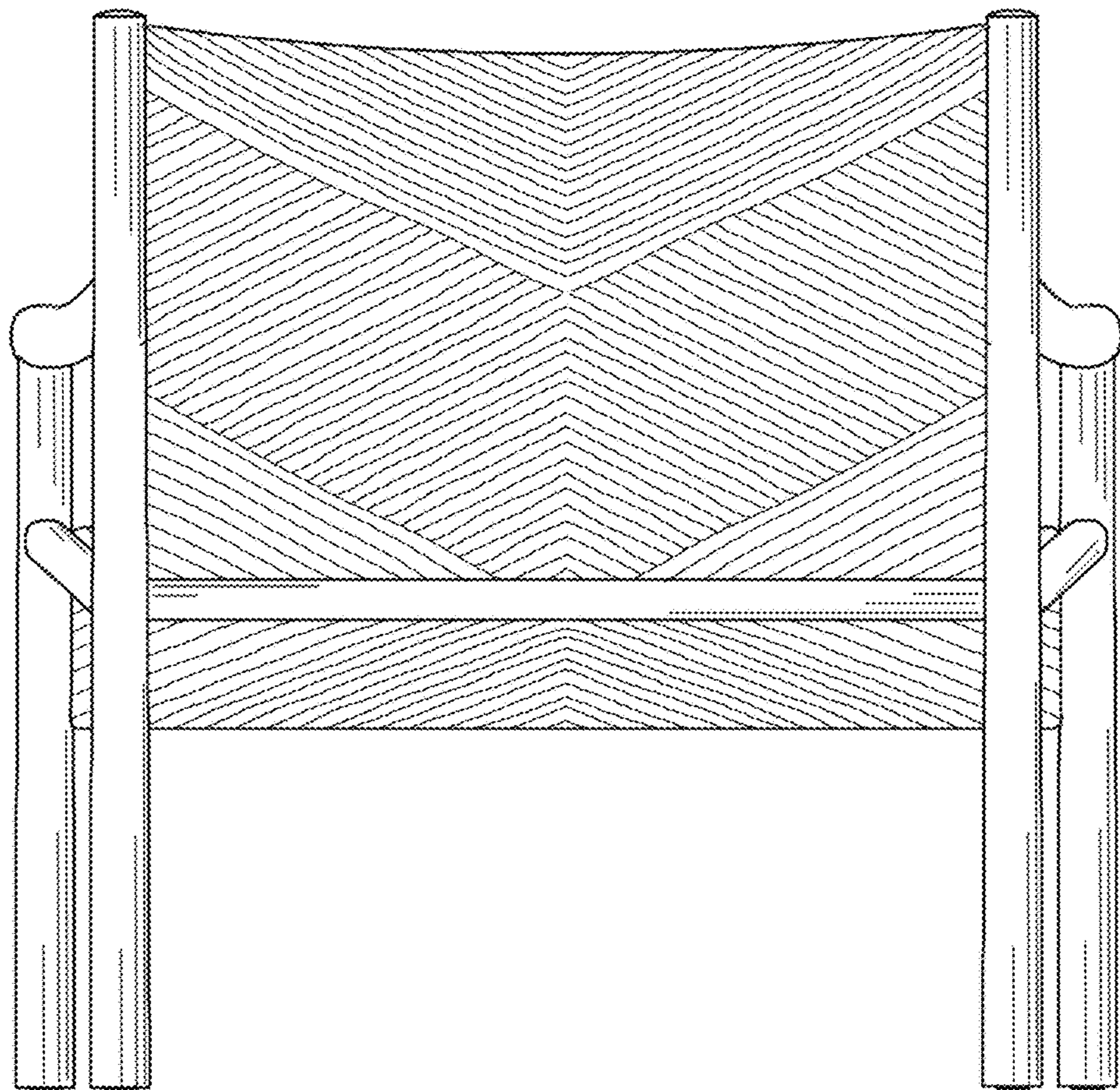
1.3




1.4



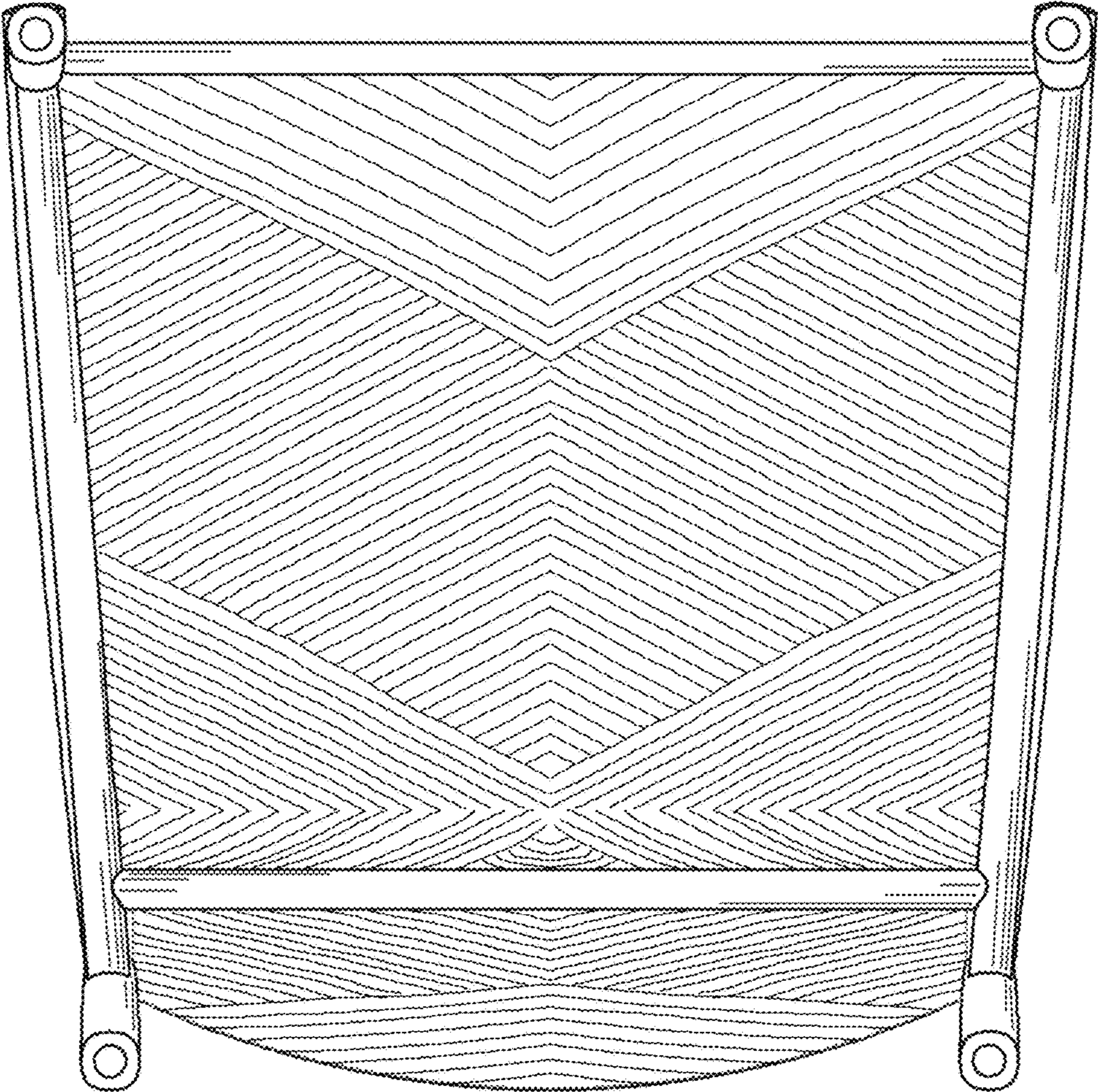
1.5



1.6



1.7



1.8

