



US00D974065S

(12) **United States Design Patent** (10) **Patent No.:** **US D974,065 S**
Rabe (45) **Date of Patent:** **** Jan. 3, 2023**

(54) **FOLDING CHAIR**
(71) Applicant: **Blick Art Creativ GmbH,**
Mainz-Kastel (DE)
(72) Inventor: **Alexander Rabe,** Wiesbaden (DE)

D710,623 S * 8/2014 Peery A47C 7/402
D6/368
D733,448 S * 7/2015 Lin A47C 4/24
D6/368
D802,954 S * 11/2017 Lin D6/368
2007/0236054 A1* 10/2007 Bateman A47C 7/402
297/58

(73) Assignee: **Blick Art Creativ GmbH,**
Mainz-Kastel (DE)

FOREIGN PATENT DOCUMENTS

(**) Term: **15 Years**
(21) Appl. No.: **35/510,900**
(22) Filed: **Nov. 11, 2020**

DE M9206160-0003 2/1993
DE M9206160-0005 2/1993
DE M9404567-0001 11/1994
DE M9408802-0001 5/1995
DE 49902069-0001 10/1999
DE 40102292-0001 9/2001
DE 402009005498-0001 1/2010

(Continued)

(80) **Hague Agreement Data**

Int. Filing Date: **Nov. 11, 2020**
Int. Reg. No.: **DM/211550**
Int. Reg. Date: **Nov. 11, 2020**
Int. Reg. Pub. Date: **Dec. 11, 2020**

OTHER PUBLICATIONS

Brandaide. (Jan. 19, 2019), "Brandaid Research Results"; 93 pages.

(51) **LOC (14) Cl.** **06-03**

Primary Examiner — Mary Ann Calabrese

(52) **U.S. Cl.**

(74) *Attorney, Agent, or Firm* — Morrison & Foerster
LLP

USPC **D6/368; D6/360; D6/380**

(58) **Field of Classification Search**

(57) **CLAIM**

USPC D6/334, 367, 368, 360, 361, 379–381
CPC A47C 3/00; A47C 4/00; A47C 4/02; A47C
4/03; A47C 4/04; A47C 4/08; A47C 4/10;
A47C 4/24; A47C 7/00; A47C 7/02;
A47C 7/16; A47C 7/36; A47C 7/38;
A47C 7/40; A47C 7/59

The ornamental design for a folding chair, as shown and described.

See application file for complete search history.

DESCRIPTION

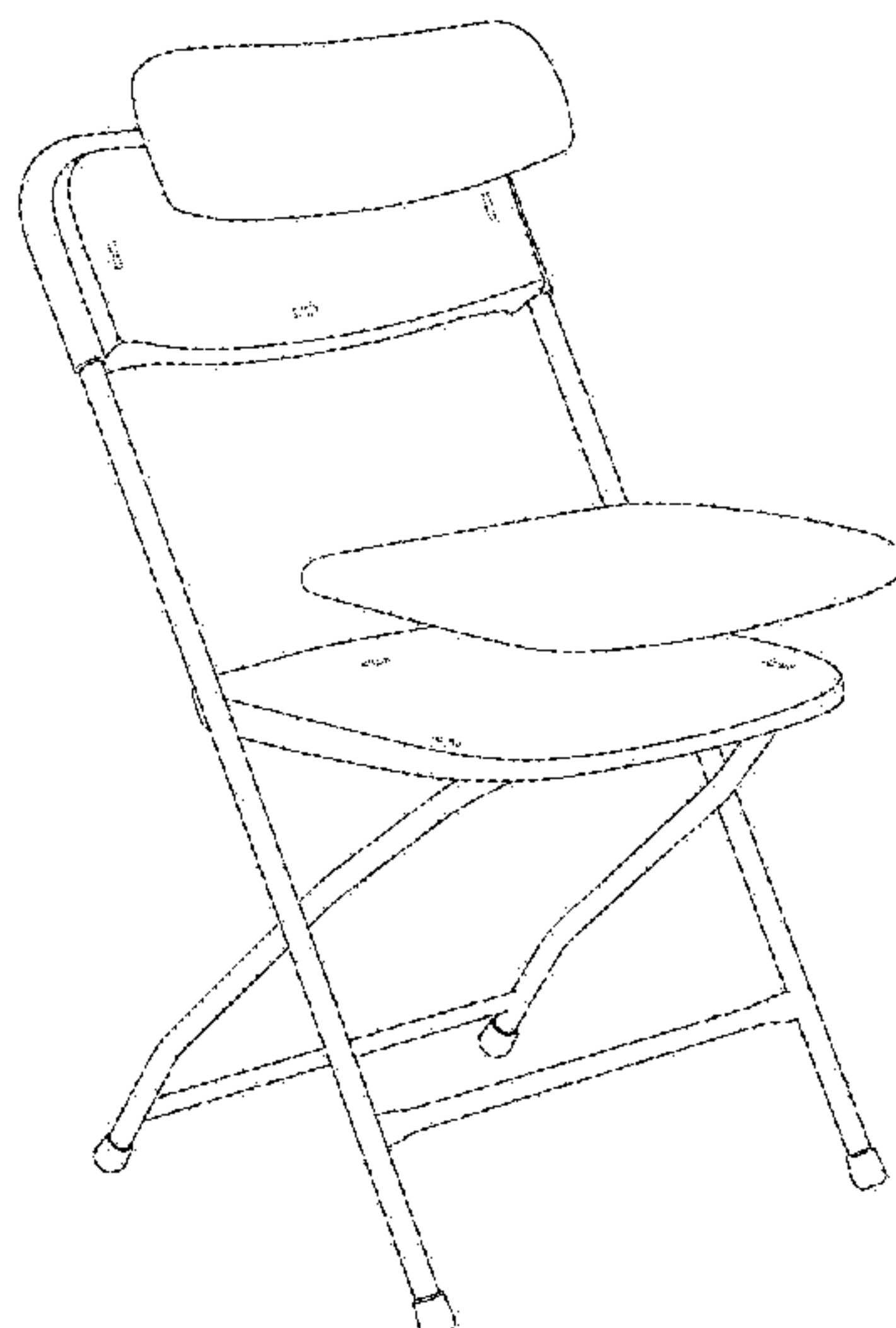
(56) **References Cited**

U.S. PATENT DOCUMENTS

1,800,107 A * 4/1931 Schmitt A47C 4/24
297/57
D457,336 S * 5/2002 Leng D6/368
D505,558 S * 5/2005 Milinov D6/335
D506,325 S * 6/2005 Farber D6/368
D544,225 S * 6/2007 Cantarutti D6/368
D655,932 S * 3/2012 Ashby D6/368

2. Folding chair
2.1 is a perspective view.
2.2 is a perspective view showing the pads detached.
2.3 is a perspective view showing the rear of the detached pads.
2.4 is a front view shown in a folded configuration with the pad on the backrest detached.
The folding chair has pads on the seat and backrest which are detachable. The dashed lines indicate portions of the folding chair that form no part of the claimed design.

1 Claim, 4 Drawing Sheets



(56)

References Cited

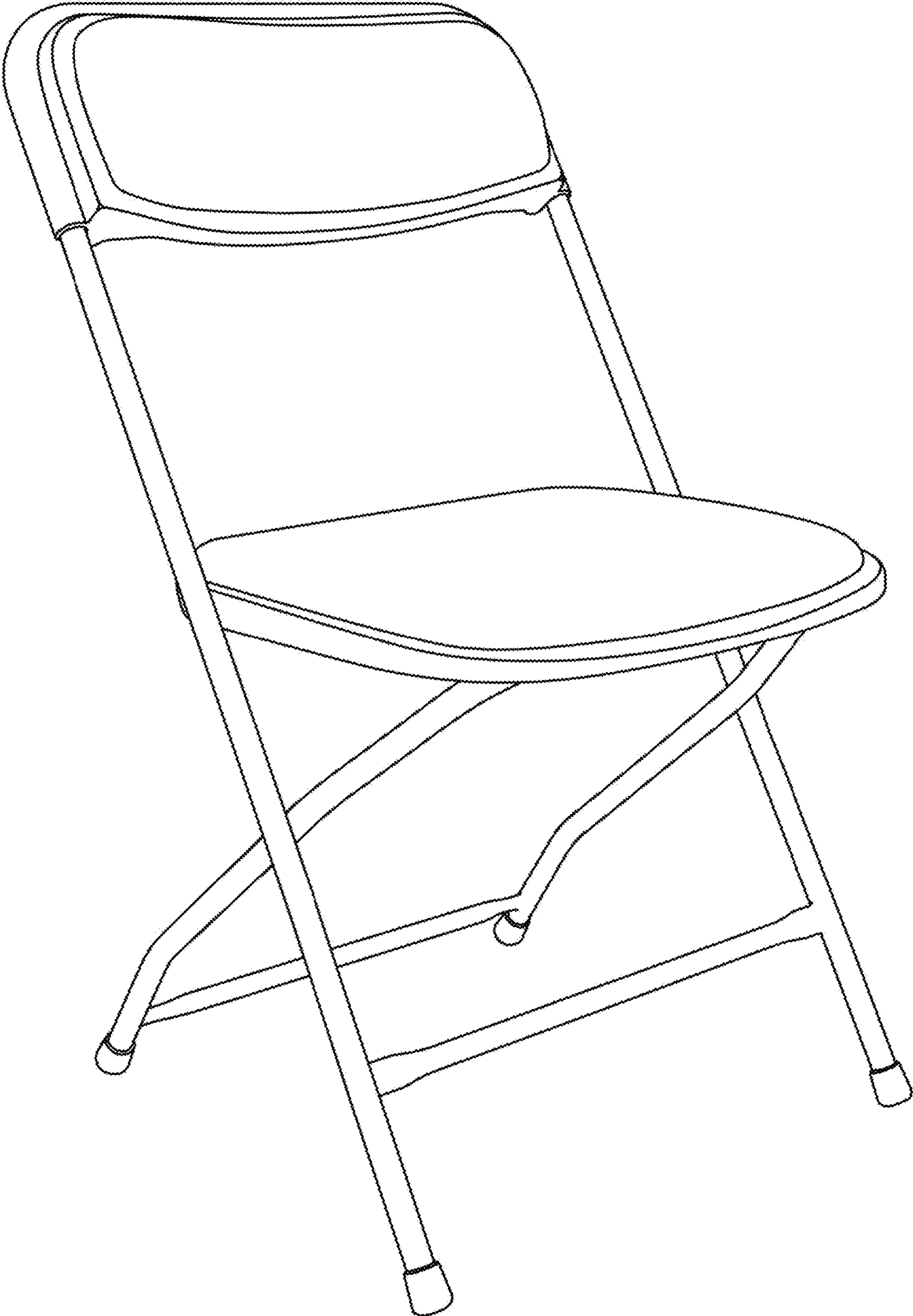
FOREIGN PATENT DOCUMENTS

DE	402009005087-0001	3/2010
DE	402016000137-0001	4/2016
EM	000020524-0006	8/2003
EM	000030622-0005	8/2003
EM	000030812-0001	8/2003
EM	000030846-0001	9/2003
EM	000031331-0001	9/2003
EM	000034566-0001	9/2003
EM	000000849-0001	11/2003
EM	000000849-0004	11/2003
EM	000000849-0007	11/2003
EM	000080734-0001	12/2003
EM	000078159-0006	3/2004
EM	000113881-0001	3/2004
EM	000139340-0001	5/2004
EM	000139340-0002	5/2004
EM	000139340-0003	5/2004
EM	000315536-0001	5/2005
EM	000321914-0002	5/2005
EM	000504915-0001	5/2006
EM	000607981-0003	11/2006
EM	000667019-0008	3/2007
EM	000701461-0026	5/2007
EM	000861844-0018	3/2008
EM	000911292-0001	4/2008
EM	001001929-0016	9/2008
EM	001001929-0026	9/2008
EM	001234603-0007	11/2010
EM	001806407-0002	1/2011

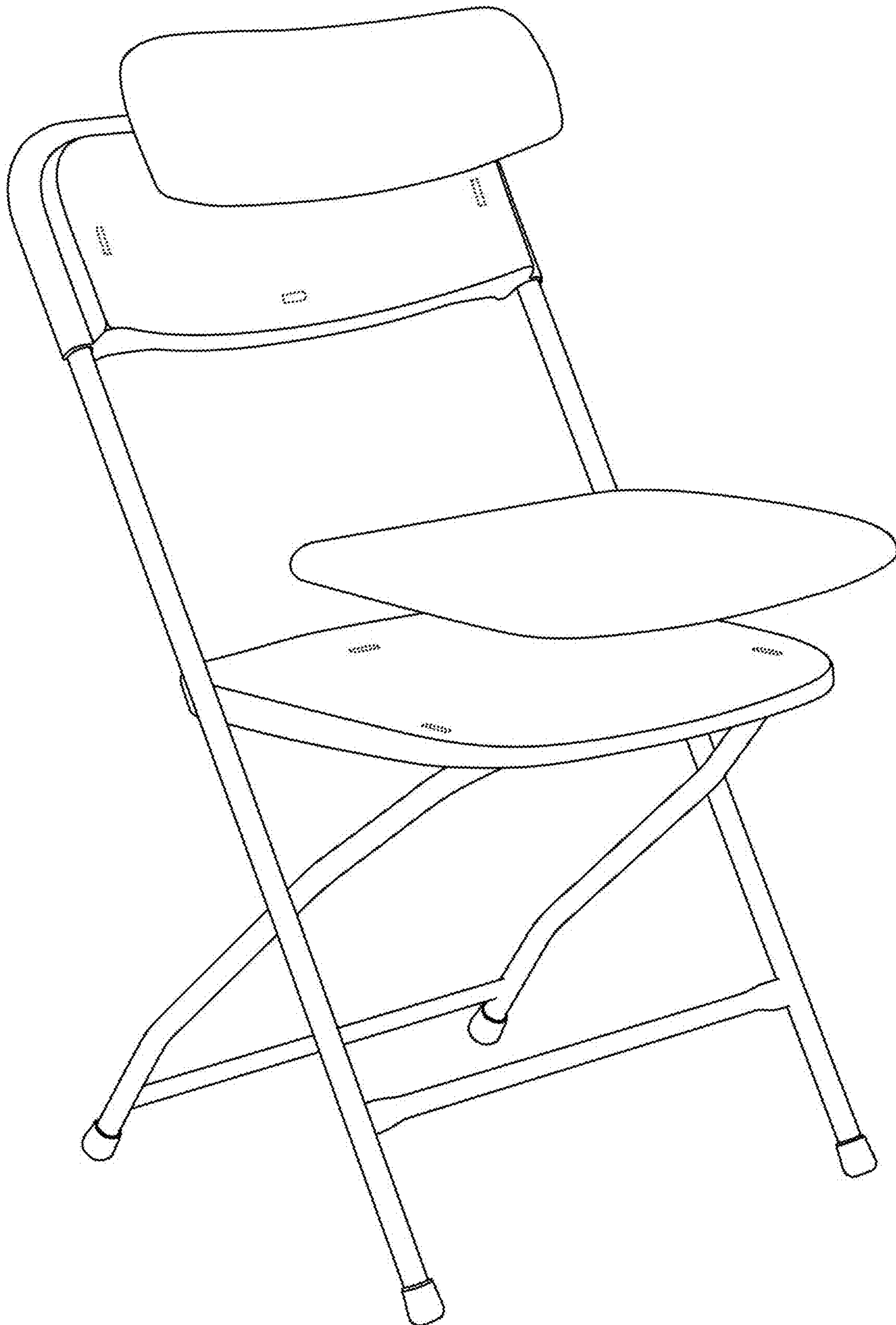
EM	001947508-0001	11/2011
EM	002027185-0015	4/2012
EM	002397695-0001	4/2014
EM	002397695_0002	4/2014
EM	002591099-0013	7/2015
EM	002752220-0001	11/2015
EM	002755348-0001	11/2015
EM	003227818-0004	6/2016
EM	003248004-0010	8/2016
EM	003429109-0001	11/2016
EM	003870526-0001	4/2017
EM	004137198-0021	8/2017
EM	004721116-0001	2/2018
EM	005216009-0001	4/2018
WO	DM/007482	11/1986
WO	DM/013587	7/1989
WO	DM/013786	8/1989
WO	DM/023515	9/1992
WO	DM/043572	6/1998
WO	DM/045526	12/1998
WO	DM/051103	5/1999
WO	DM/056597	8/2001
WO	DM/059417	3/2002
WO	DM/060921	8/2002
WO	DM/061488	9/2002
WO	DM/063483	3/2003
WO	DM/064164	6/2003
WO	DM/065482	2/2004
WO	DM/066468	2/2005
WO	DM/071630	7/2008
WO	DM/078860	7/2012

* cited by examiner

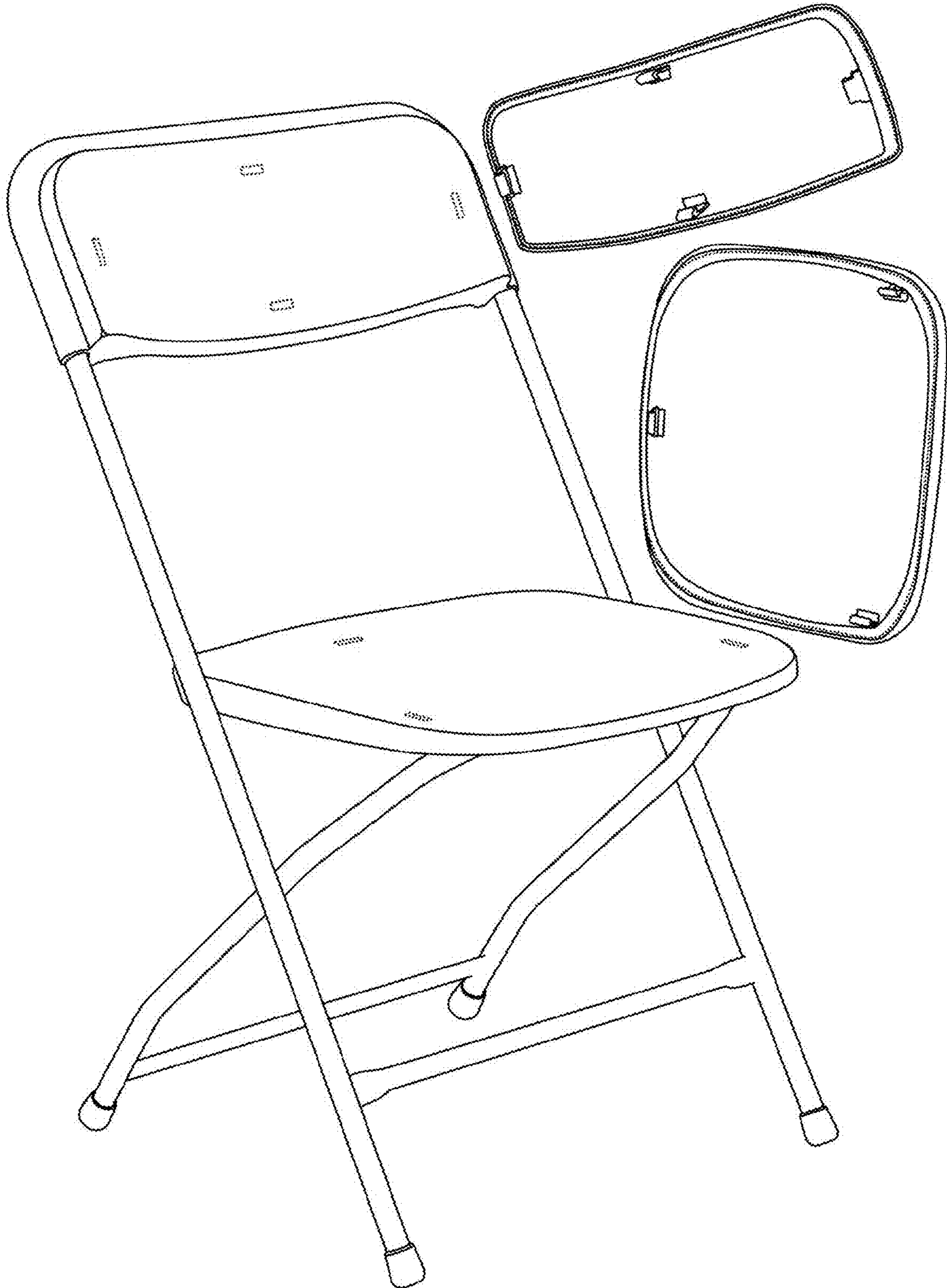
2.1



2.2



2.3



2.4

