



US00D974041S

(12) **United States Design Patent** (10) **Patent No.:** **US D974,041 S**
McGuire (45) **Date of Patent:** **** Jan. 3, 2023**

(54) **GOLF BAG**

2020/0215400 A1* 7/2020 Martell A45C 7/0077
2020/0353329 A1* 11/2020 Martell A63B 55/40
2022/0023727 A1* 1/2022 Pacha A63B 55/57

(71) Applicant: **KARSTEN MANUFACTURING CORPORATION**, Phoenix, AZ (US)

FOREIGN PATENT DOCUMENTS

(72) Inventor: **Brian J. McGuire**, Phoenix, AZ (US)

EM 008810287-0006 * 1/2022

(73) Assignee: **Karsten Manufacturing Corporation**, Phoenix, AZ (US)

OTHER PUBLICATIONS

(**) Term: **15 Years**

Ping Traverse, unknown first available date, ping.com [online], [site visited Apr. 25, 2022], Available at URL: <https://ping.com/en-us/shop/bags/cart-bags/traverse-214> (Year: 2022).
Ping 2020 Traverse Golf Bag; <https://www.tgw.com/golf-bags/golf-cart-bags/ping-2020-traverse-cart-bag>; accessed Aug. 11, 2020.
Sum Mountain 2020 Sync Golf Cart Bag; <https://www.tgw.com/sun-mountain-2020-sync-cart-bag>; accessed Aug. 11, 2020.

(21) Appl. No.: **29/728,794**

(22) Filed: **Mar. 20, 2020**

(51) **LOC (14) Cl.** **03-01**

(52) **U.S. Cl.**
USPC **D3/322; D3/255**

(58) **Field of Classification Search**
USPC D3/254–255, 259, 328–328.1, 904,
D3/318–322; D21/789, 796
CPC A63B 2055/402; A63B 2055/403; A63B
2055/002; A63B 55/00; A63B 55/008;
A63B 55/30; A63B 55/40; A63B 55/57;
A63B 55/60; A63B 55/10; A63B 55/404;
A63B 55/406; A63B 55/408
See application file for complete search history.

* cited by examiner

Primary Examiner — Jeffrey D Asch
Assistant Examiner — Caitlin A Laverty

(57) **CLAIM**

The ornamental design for a golf bag, as shown and described.

(56) **References Cited**

DESCRIPTION

U.S. PATENT DOCUMENTS

D213,010 S * 12/1968 Penna D3/320
D387,556 S * 12/1997 Beebe 224/645
5,725,095 A 3/1998 Beck et al.
D419,295 S * 1/2000 Reimers D3/255
8,905,230 B2 12/2014 Smith
9,931,554 B2 4/2018 Marquez et al.
10,058,751 B2 8/2018 Filip
D872,467 S * 1/2020 Smith D3/255
D937,575 S * 12/2021 Burgess D3/255
D938,720 S * 12/2021 Burgess D3/255
2014/0061075 A1* 3/2014 Leposky A63B 55/00
206/315.3
2016/0346652 A1* 12/2016 Wang A45C 7/0077

FIG. 1 is a first side perspective of a golf bag;
FIG. 2 is a second side perspective of the golf bag of FIG. 1;
FIG. 3 is a first side view of the golf bag of FIG. 1;
FIG. 4 is a second side view of the golf bag of FIG. 1;
FIG. 5 is a front view of the golf bag of FIG. 1;
FIG. 6 is a rear view of the golf bag of FIG. 1;
FIG. 7 is a top view of the golf bag in FIG. 1; and,
FIG. 8 is a bottom view of the golf bag in FIG. 1.
The broken lines show portions of the golf bag that form no part of the claimed design.

1 Claim, 7 Drawing Sheets



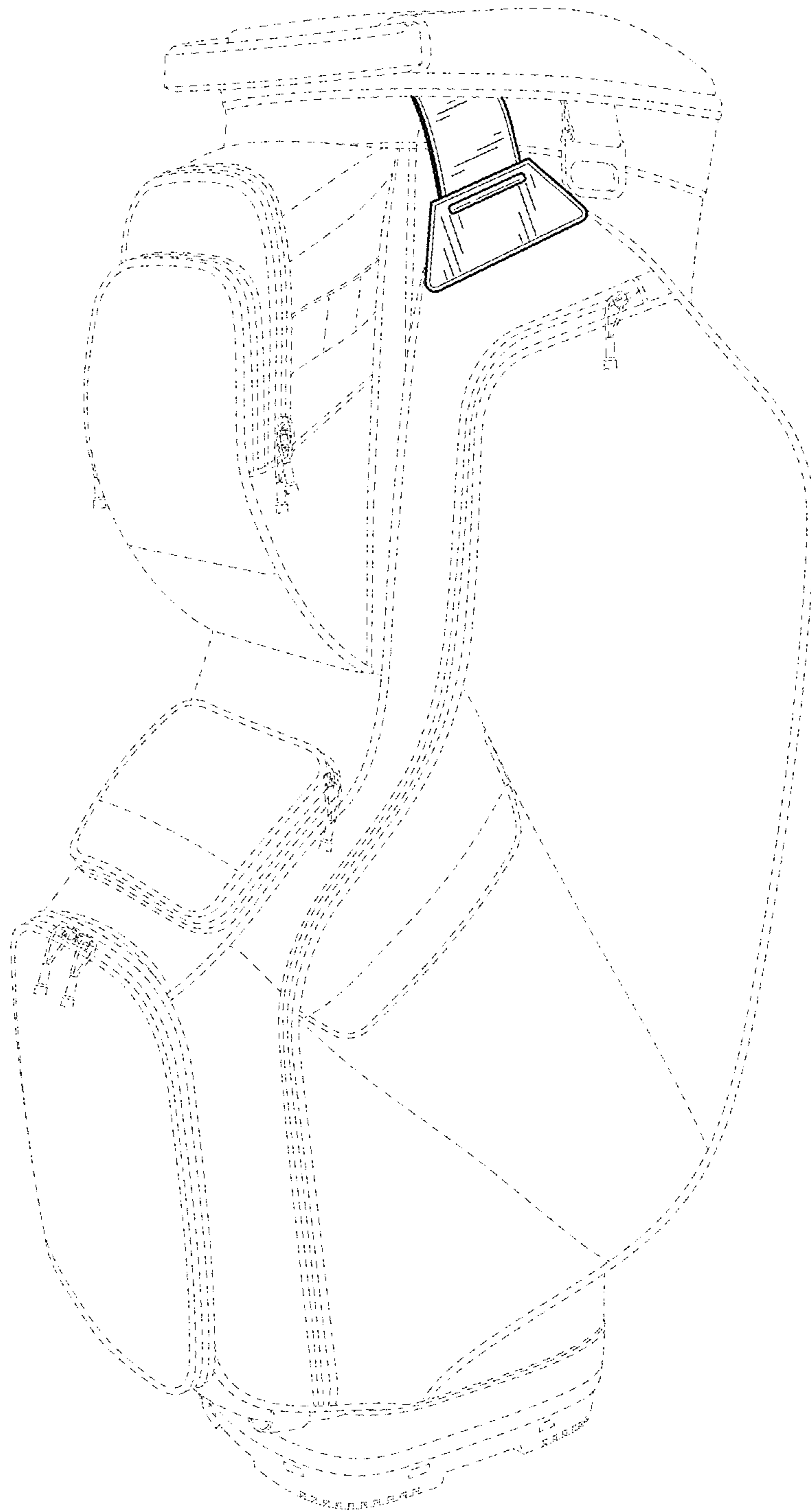


FIG. 1

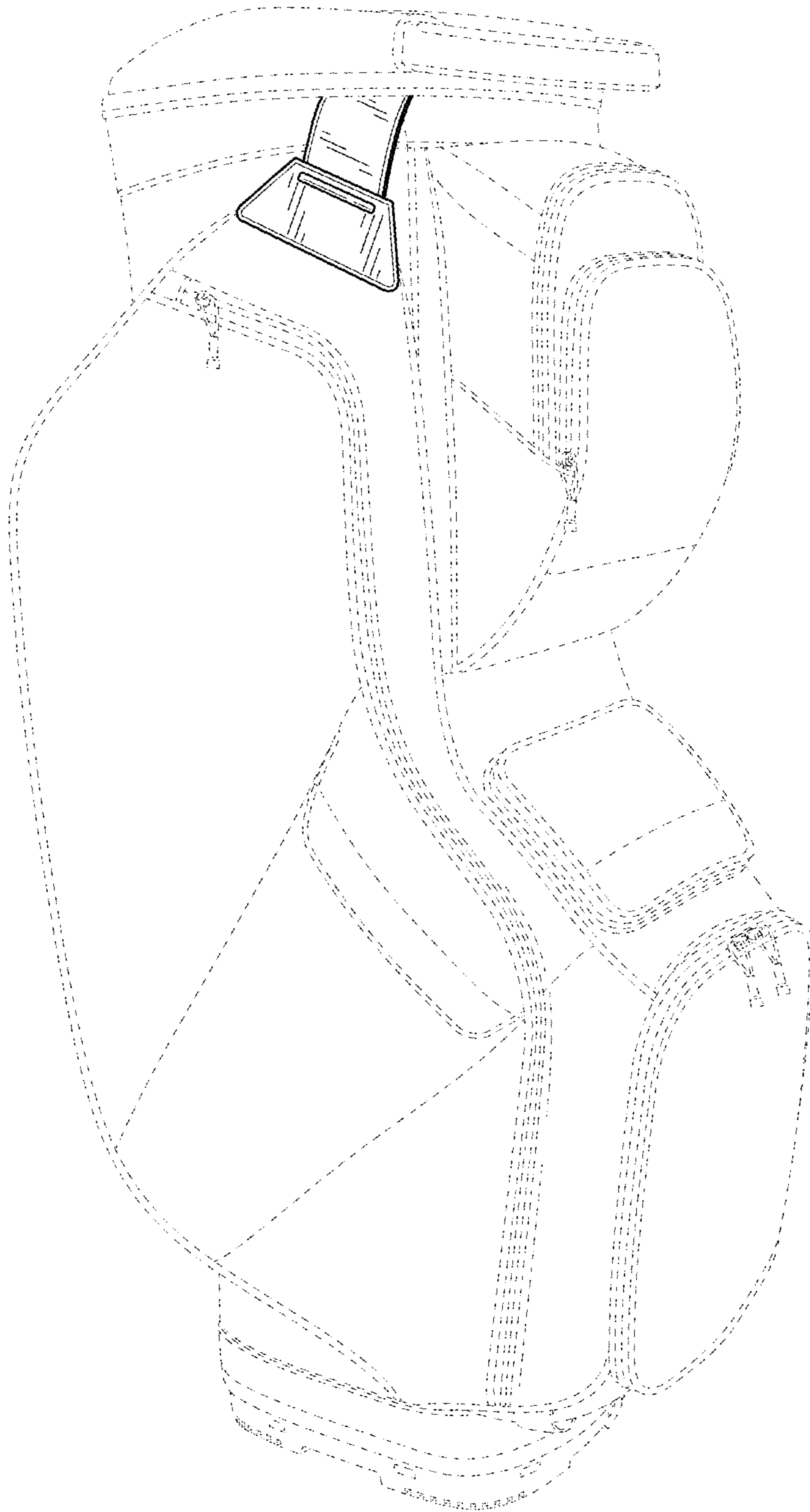


FIG. 2

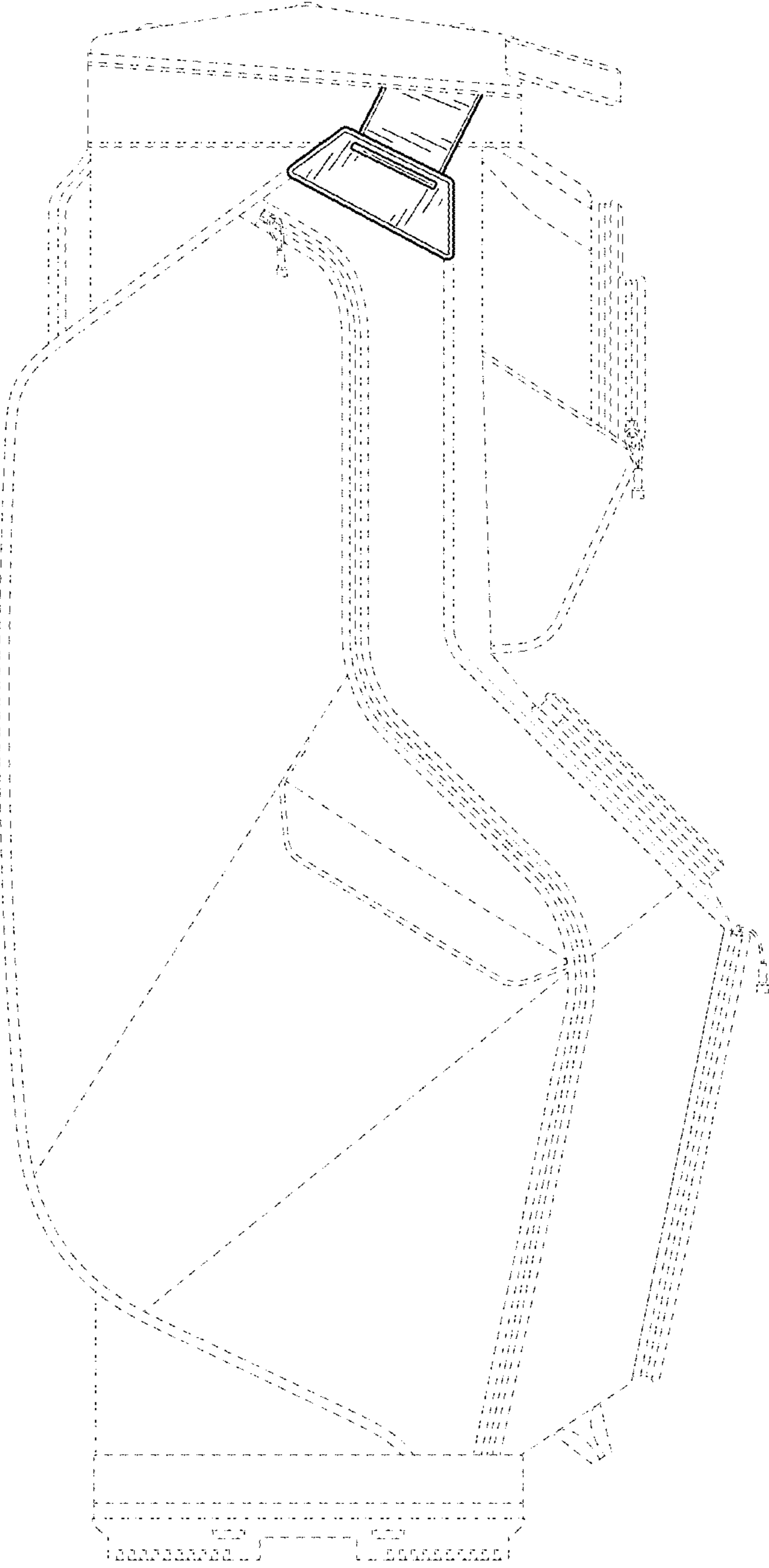


FIG. 3

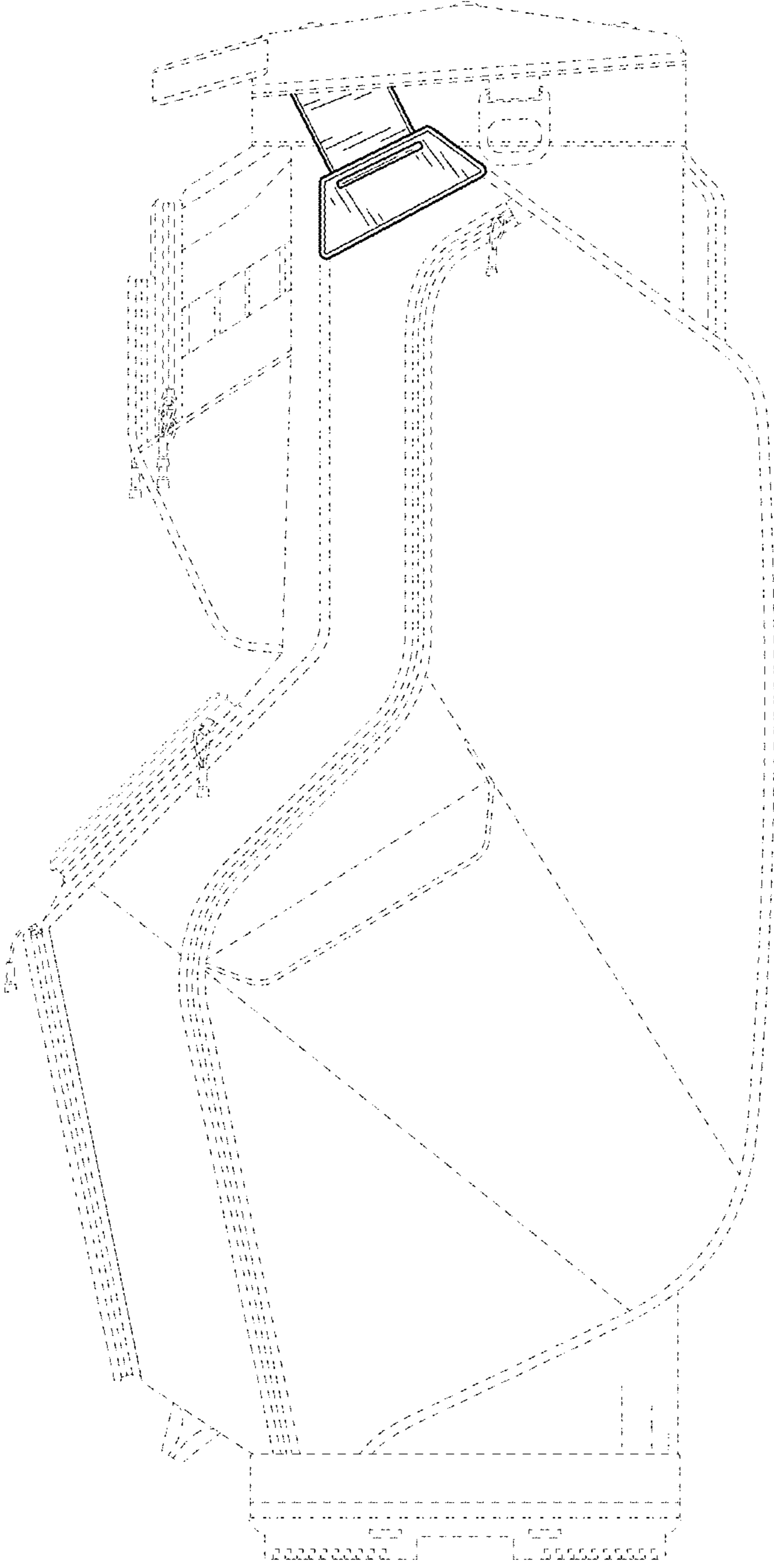


FIG. 4

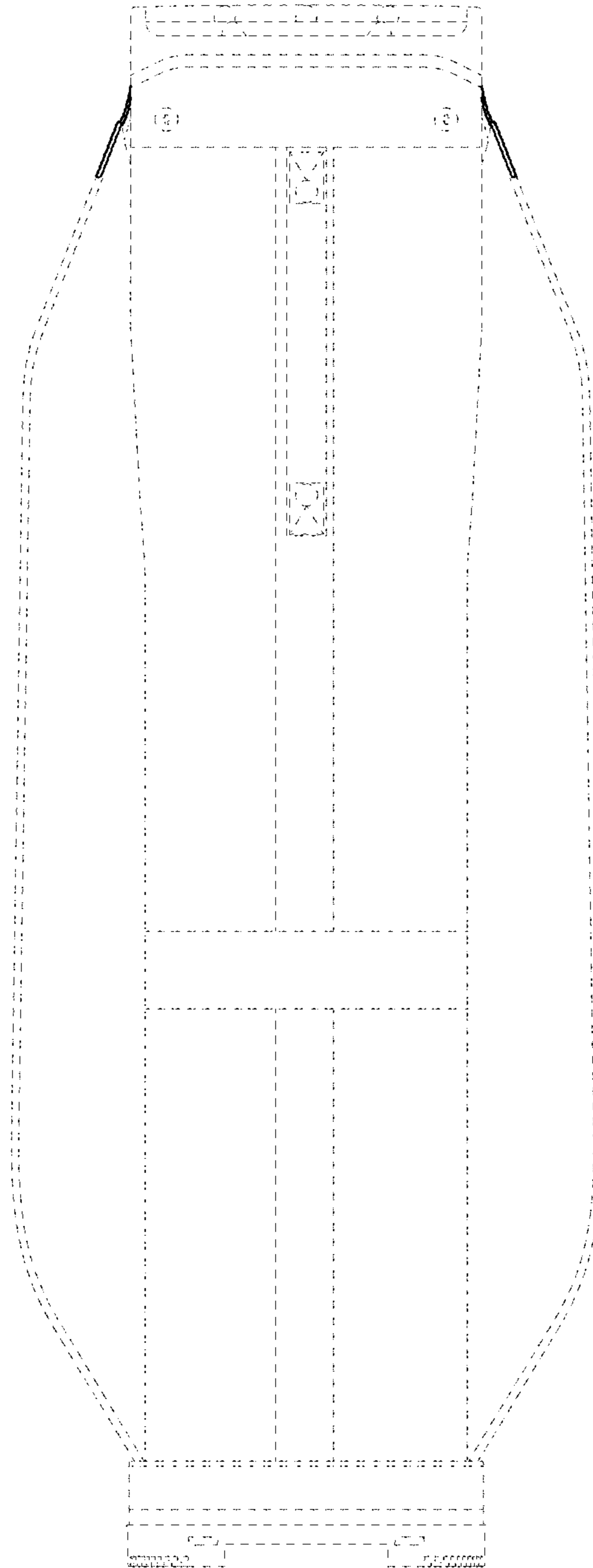


FIG. 5

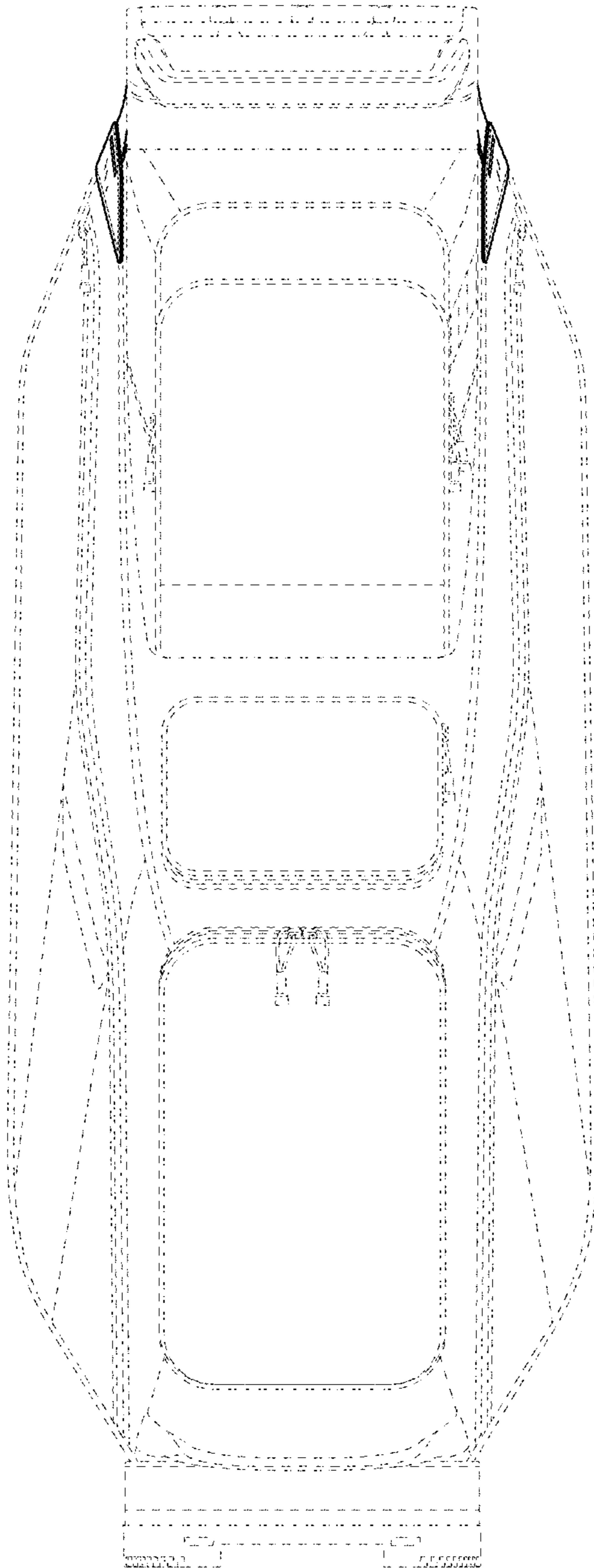


FIG. 6

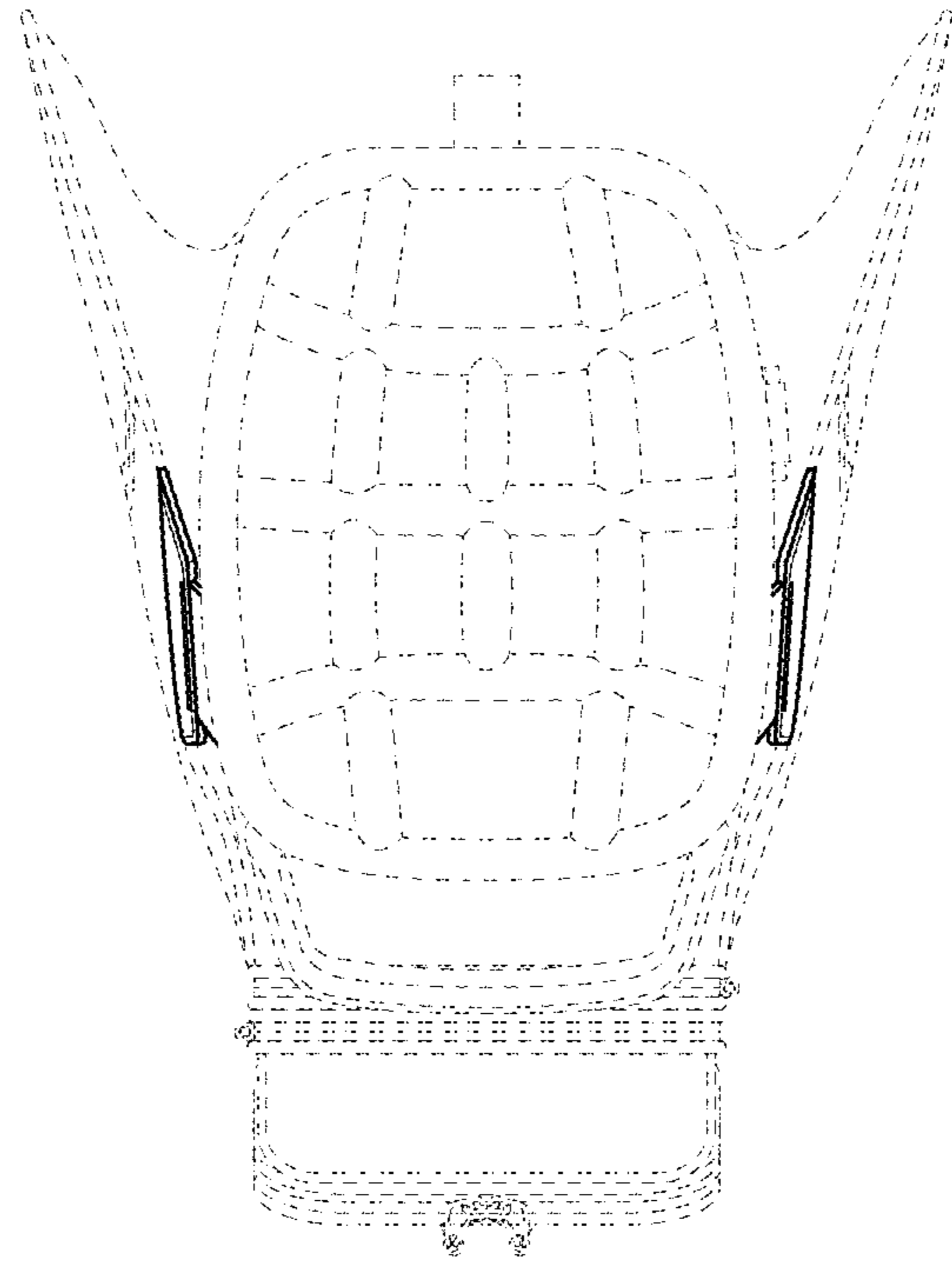


FIG. 7

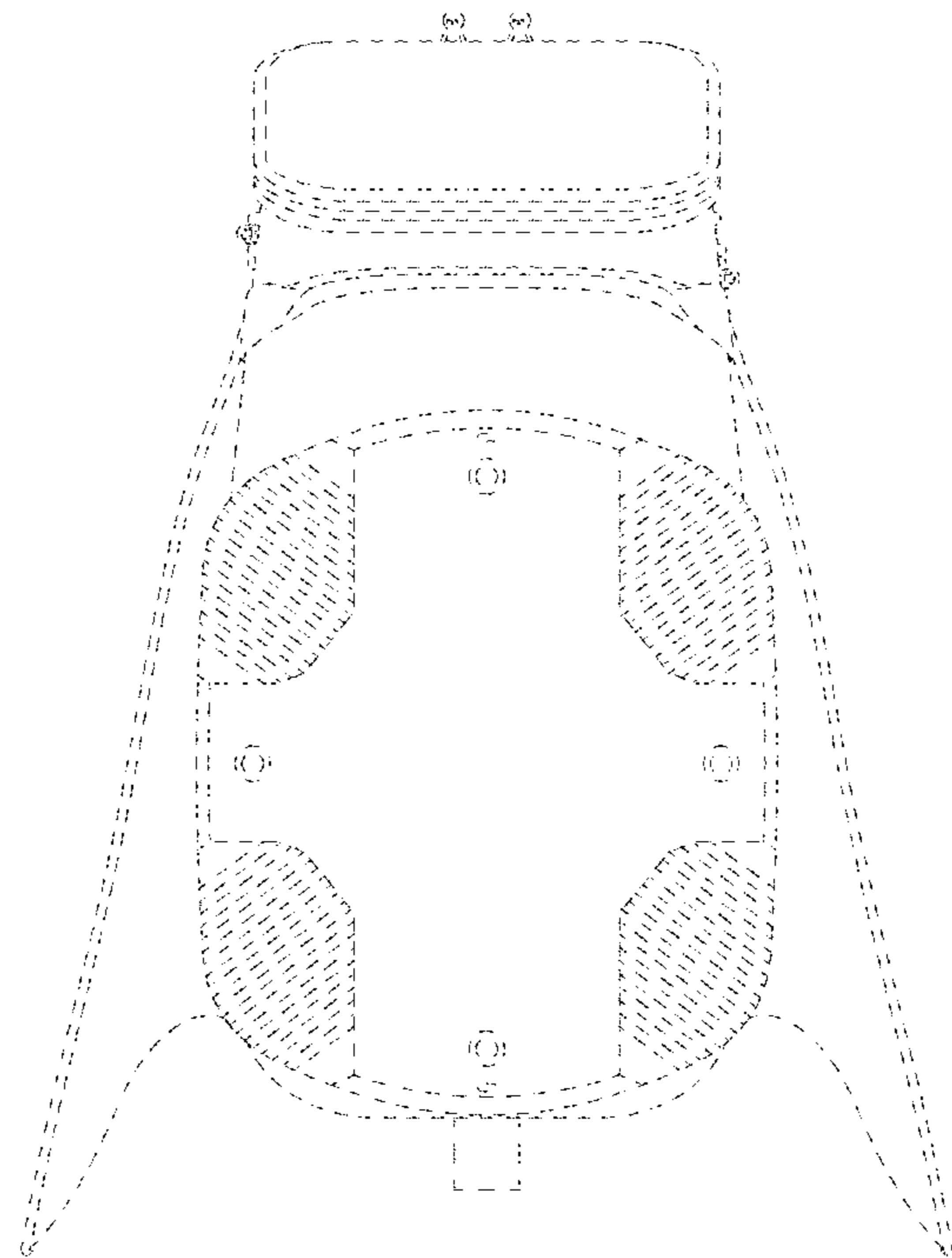


FIG. 8