

US00D974025S

(12) **United States Design Patent**  
**Chen**

(10) **Patent No.:** **US D974,025 S**  
(45) **Date of Patent:** **\*\* Jan. 3, 2023**

- (54) **MEDICATION CASE**
- (71) Applicant: **Changsha Yuwen Network Technology Co., Ltd.,** Changsha (CN)
- (72) Inventor: **Junyuan Chen,** Changsha (CN)
- (73) Assignee: **HAIKOU LILI INVESTMENT CO., LTD.,** Haikou (CN)
- (\*\*) Term: **15 Years**

D326,810 S *	6/1992	Ives .....	D3/264
D390,103 S *	2/1998	Gerson .....	D9/600
D414,036 S *	9/1999	Conway .....	D3/264
D427,432 S *	7/2000	Au .....	D3/265

(Continued)

- (21) Appl. No.: **29/769,911**
- (22) Filed: **Feb. 8, 2021**
- (51) **LOC (14) Cl.** ..... **03-01**
- (52) **U.S. Cl.**  
USPC ..... **D3/203.3**
- (58) **Field of Classification Search**  
USPC ..... D3/201, 202, 203.1, 203.2, 203.3, 203.4, D3/203.5, 203.6, 203.7, 203.8, 204–212, D3/263–267, 270, 271.1, 273–275, 294, D3/295, 302, 901; D7/601, 602, D7/608–611, 614, 615, 637–639, D7/701–703; D9/600, 715, 717, 737, D9/756, 763, 766–773, 781, 782, 499; D14/203.4, 203.5, 203.6, 204, 205, D14/509–511; D24/224–227  
CPC ..... A45C 11/00; A45C 11/005; A45C 11/008; A45C 11/02; A45C 11/04; A45C 11/043; A45C 11/046; A45C 11/06; A45C 11/08; A45C 11/10; A45C 11/12; A45C 11/14; A45C 11/16; A45C 11/18; A45C 2011/001; A45C 2011/002; A45C 2011/003; A45C 2011/006; A45C 2011/007  
See application file for complete search history.

**FOREIGN PATENT DOCUMENTS**

CN	3616956	*	3/2007
CN	306300060	*	1/2021

(Continued)

**OTHER PUBLICATIONS**

Auvon Pill Box 2 Times a Day, available at amazon.com, earliest date available Sep. 3, 2018 [online], site visited Jun. 23, 2022, available from the internet URL: <https://www.amazon.com/dp/B07H2GM46Y/?th=1> (Year: 2018).\*

(Continued)

*Primary Examiner* — Messina L Smith  
*Assistant Examiner* — Jillian Mazzola  
(74) *Attorney, Agent, or Firm* — IPro, PLLC

(57) **CLAIM**

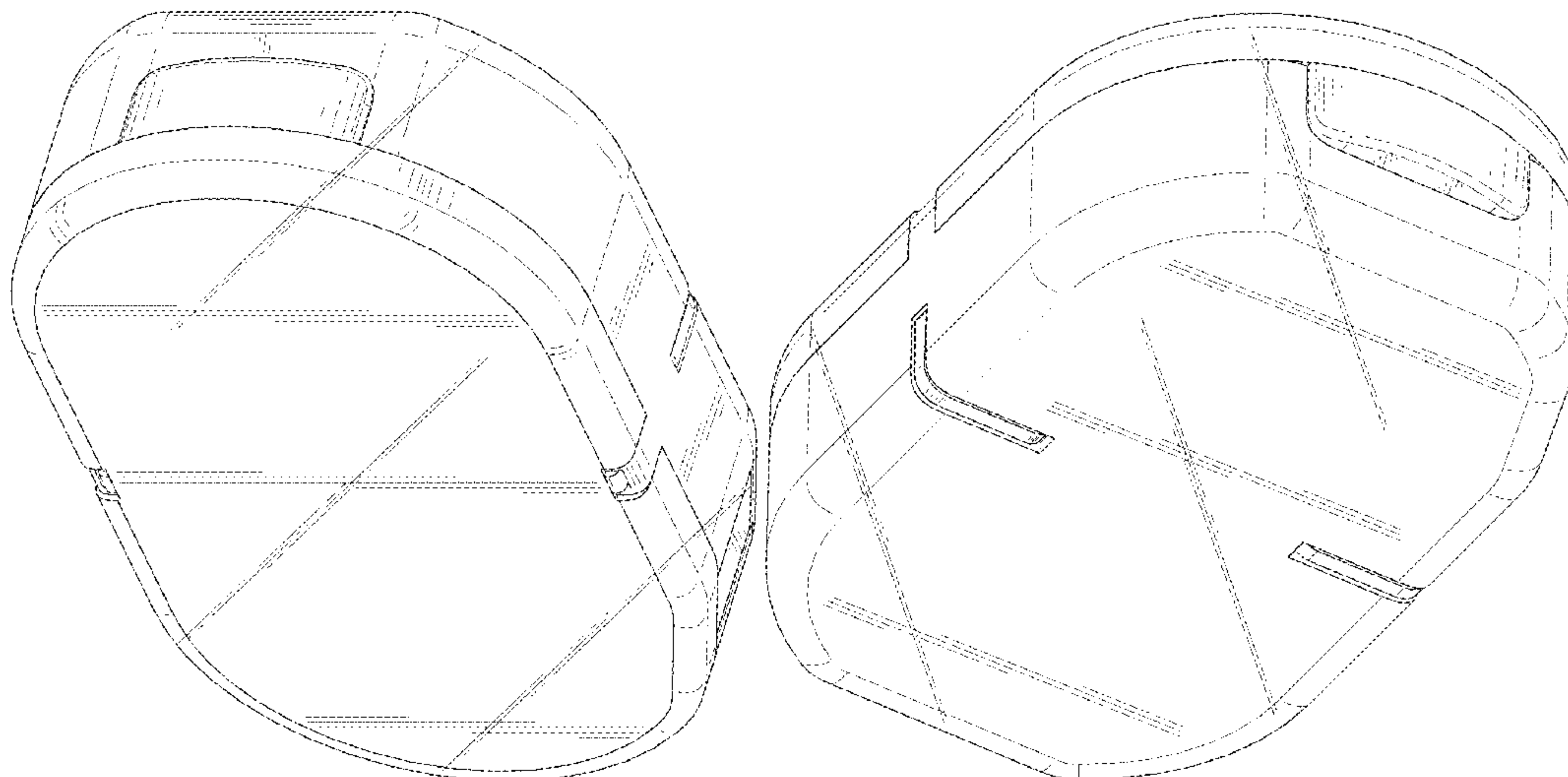
The ornamental design for a medication case, as shown and described.

**DESCRIPTION**

FIG. 1 is a front view of a medication case showing my new design;  
FIG. 2 is a rear view of the medication case;  
FIG. 3 is a left side view of the medication case;  
FIG. 4 is a right side view of the medication case;  
FIG. 5 is a top view of the medication case;  
FIG. 6 is a bottom view of the medication case;  
FIG. 7 is a front and right side perspective view of the medication case; and,  
FIG. 8 is a rear and left side perspective view of the medication case.  
The oblique lines illustrate a transparent surface.

**1 Claim, 8 Drawing Sheets**

- (56) **References Cited**  
U.S. PATENT DOCUMENTS  
D29,696 S \* 11/1898 Casey et al. .... D3/265  
D260,700 S \* 9/1981 Patrick ..... D3/204





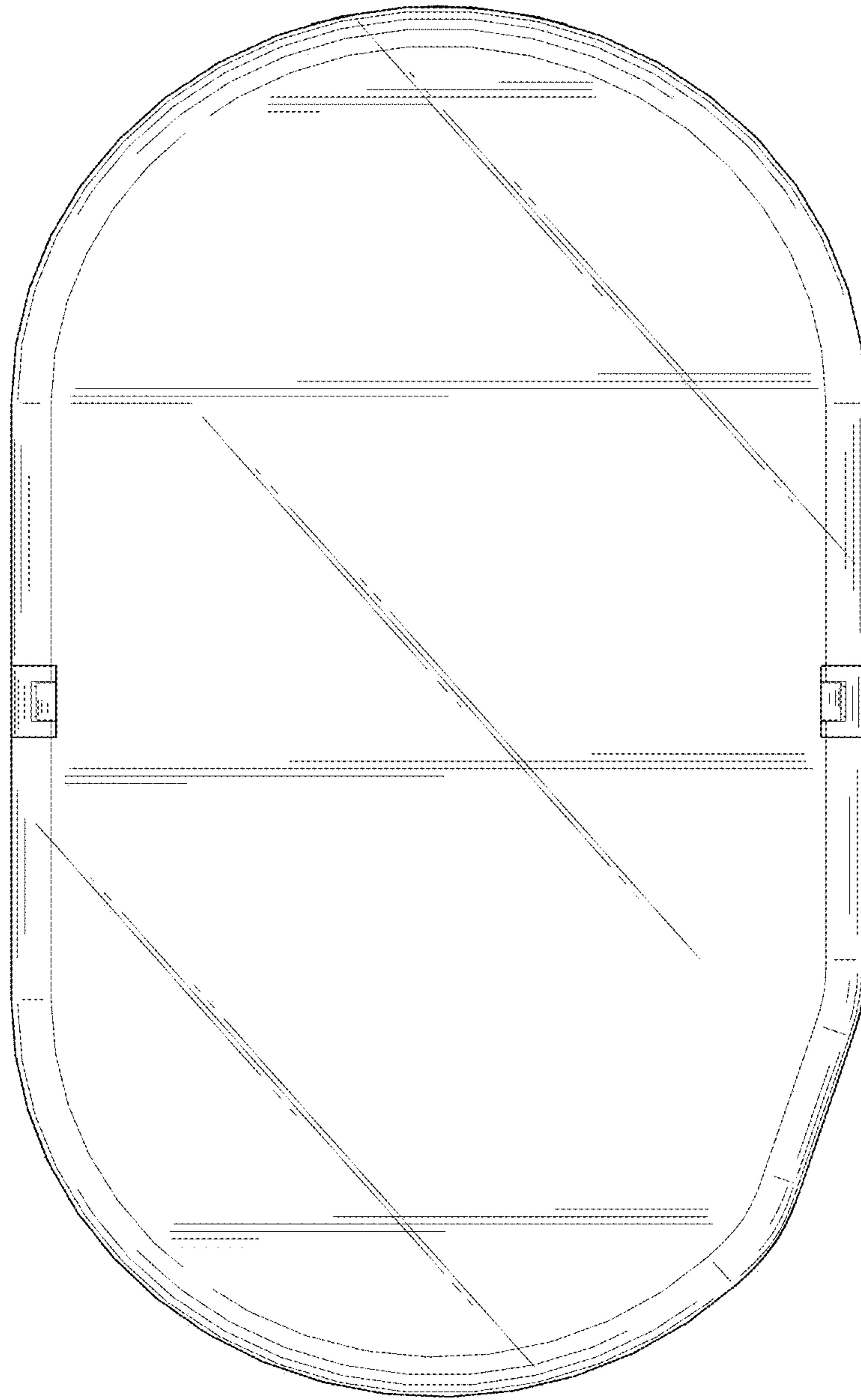


FIG. 1

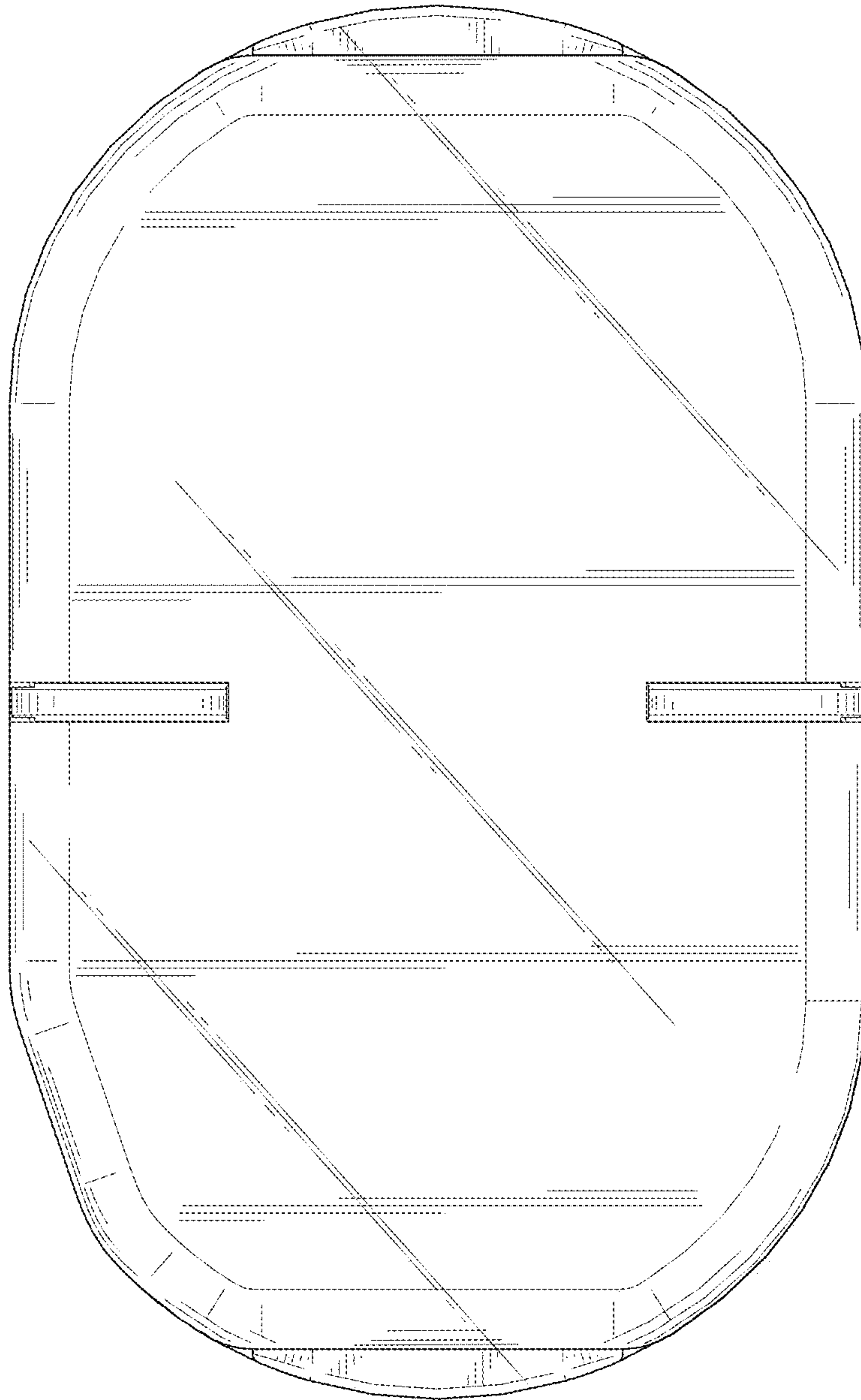


FIG. 2



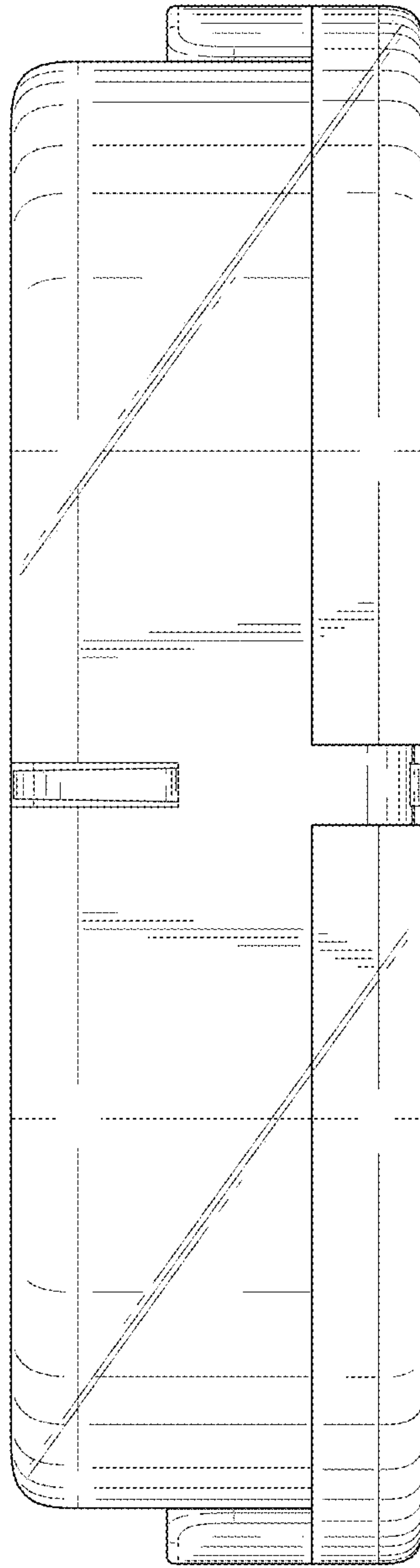


FIG. 3

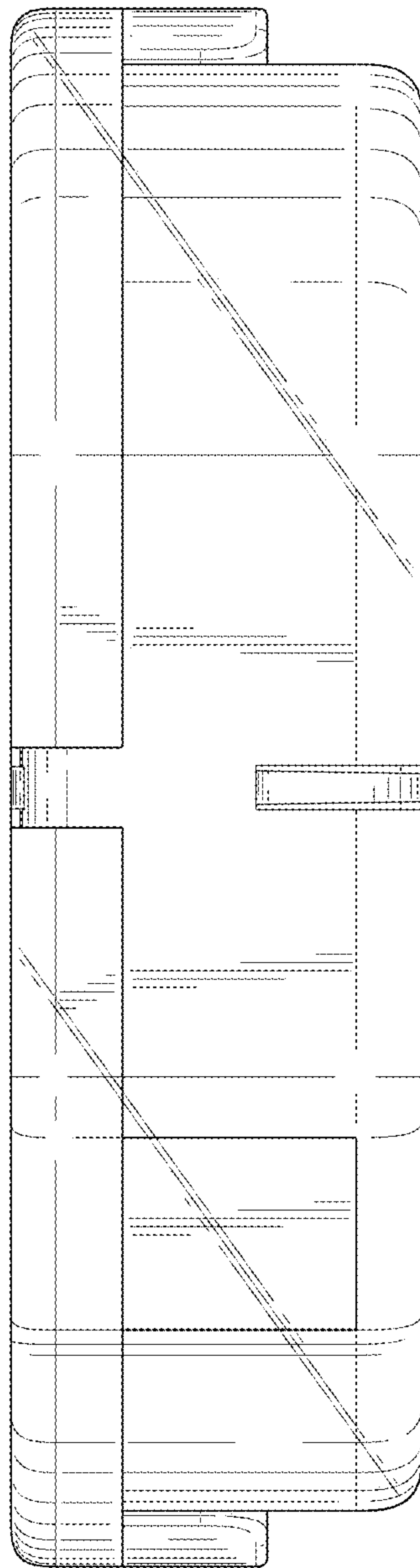


FIG. 4

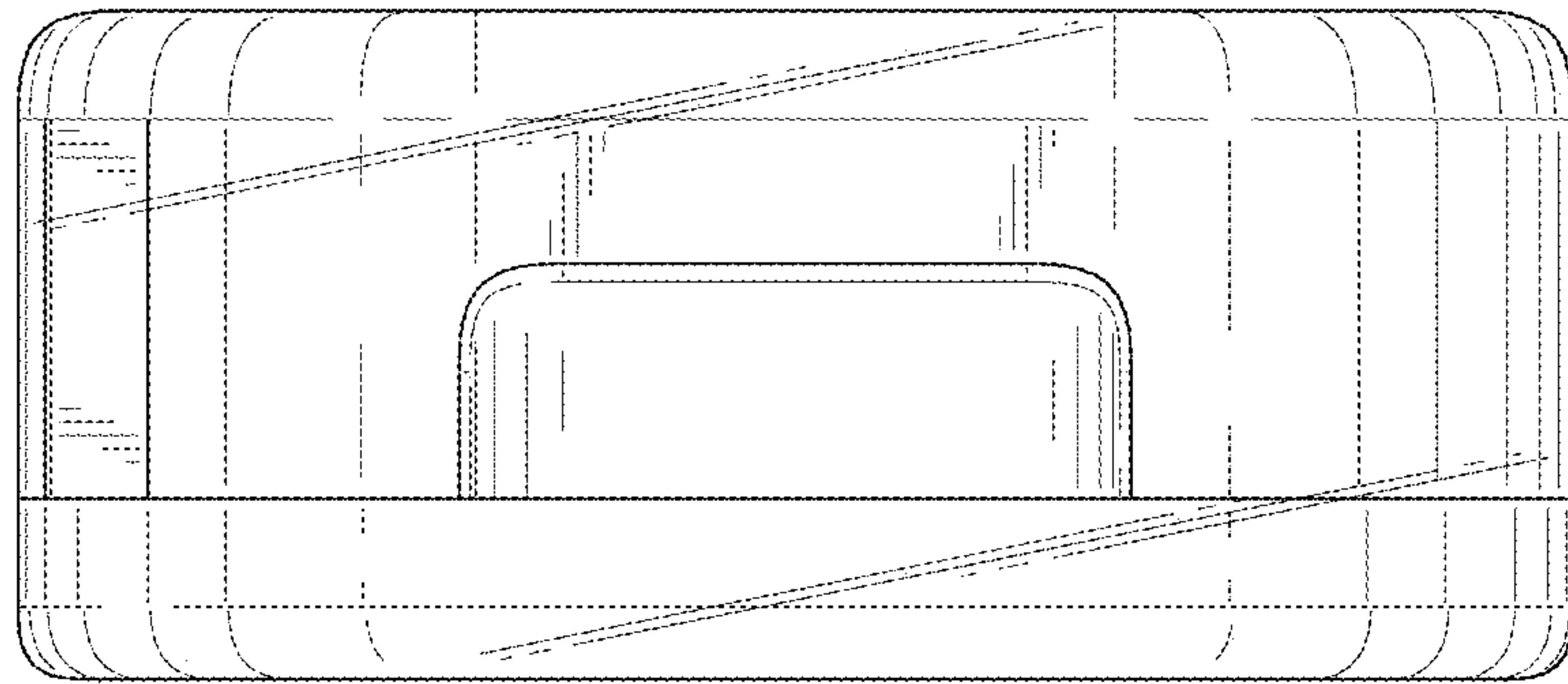
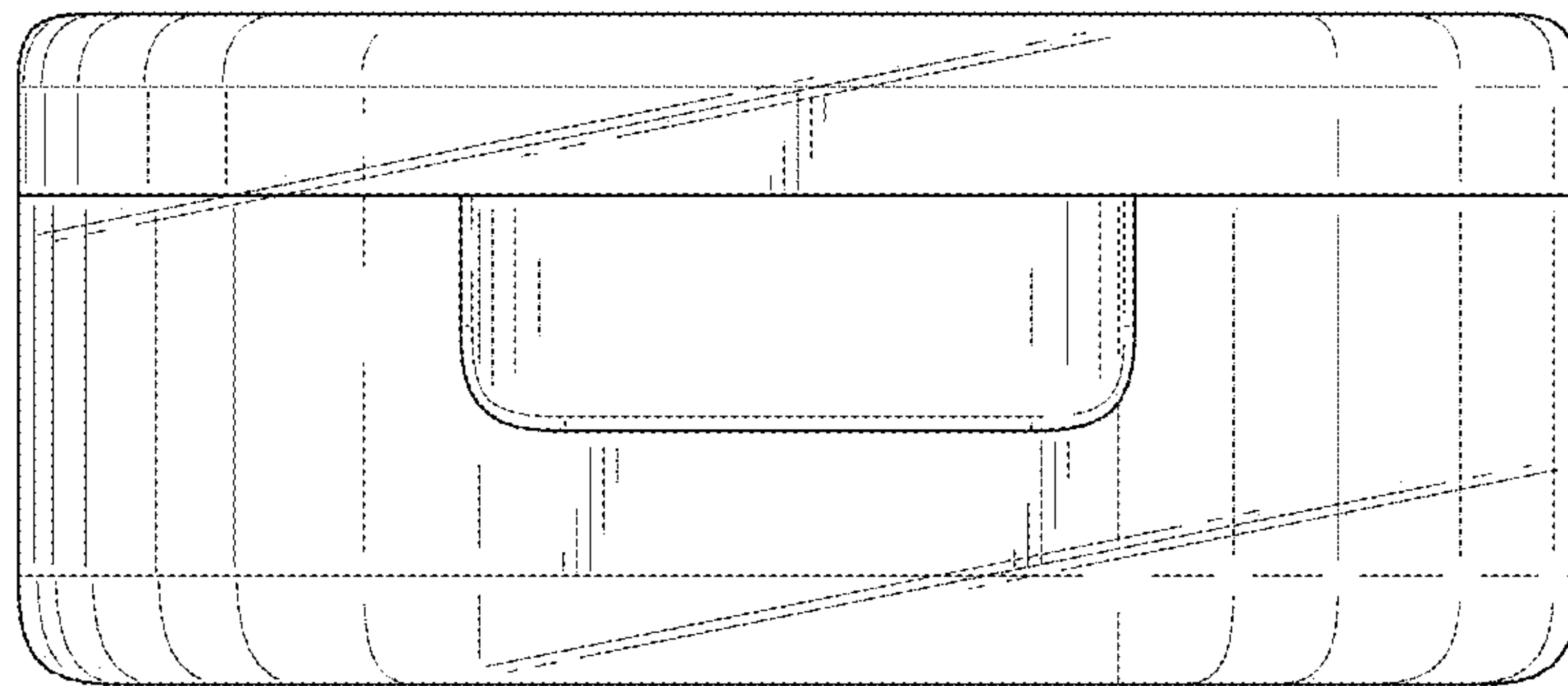
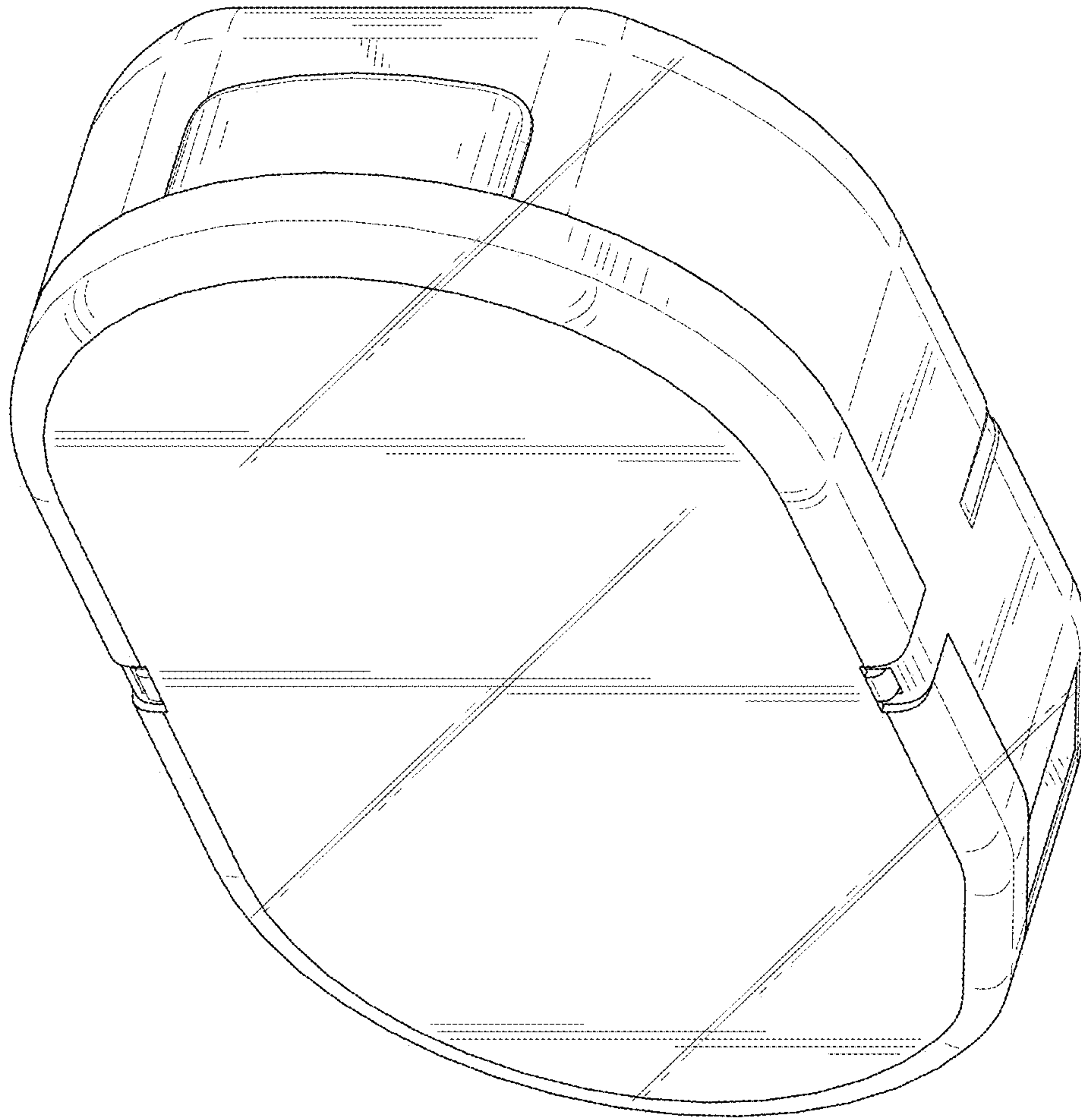


FIG. 5

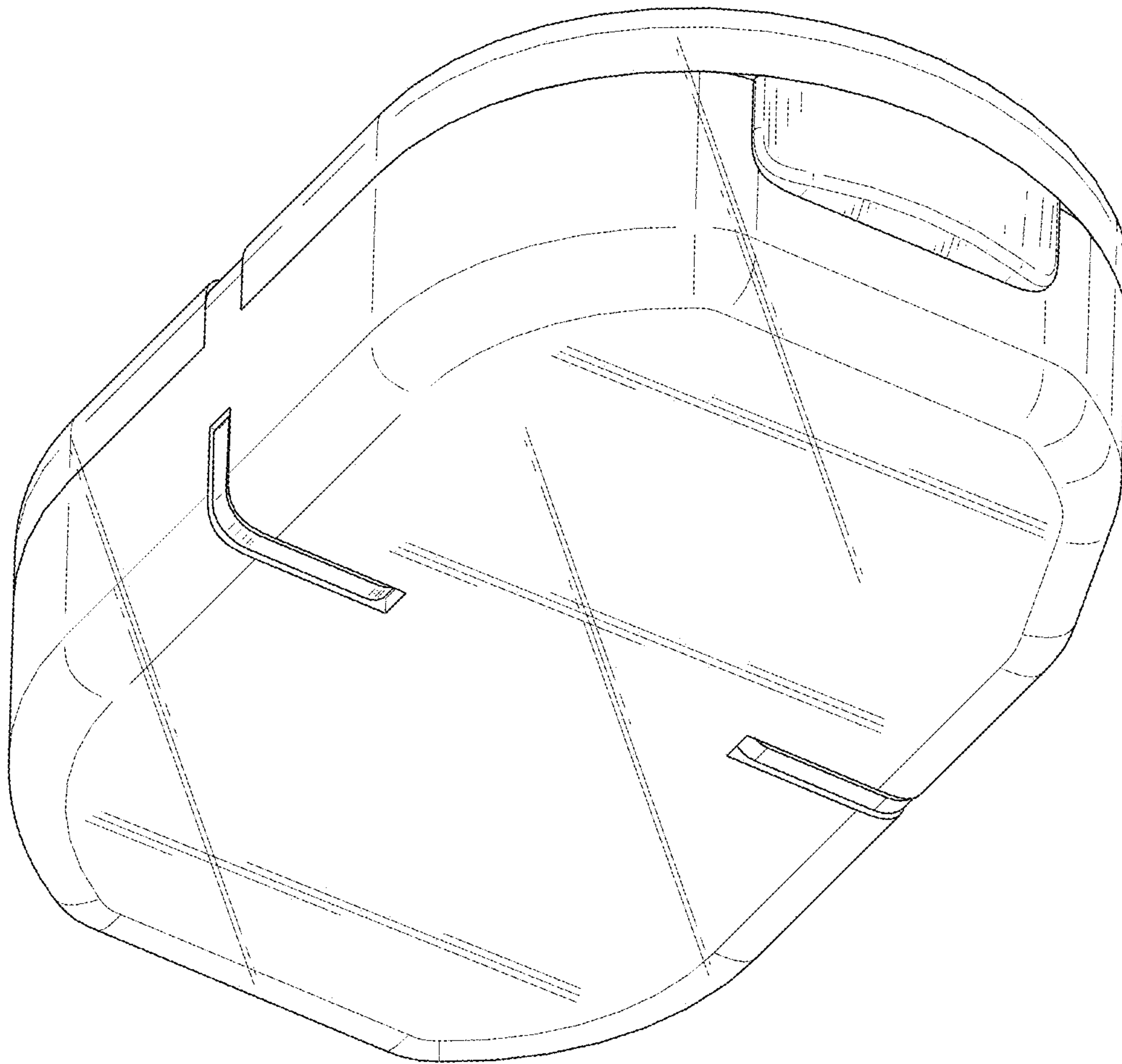


**FIG. 6**





**FIG. 7**



**FIG. 8**