

US00D974007S

(12) **United States Design Patent** (10) **Patent No.:** **US D974,007 S**
Altovino (45) **Date of Patent:** **** Jan. 3, 2023**

(54) **SANDAL**
(71) Applicant: **BIRKENSTOCK IP GMBH**, Linz am Rhein (DE)
(72) Inventor: **Giuseppe Altovino**, Cologne (DE)
(73) Assignee: **BIRKENSTOCK IP GMBH**, Linz am Rhein (DE)
(**) Term: **15 Years**
(21) Appl. No.: **29/825,680**
(22) Filed: **Feb. 3, 2022**

D711,079 S * 8/2014 Issler D2/917
D747,080 S * 1/2016 Santos D2/927
D762,361 S * 8/2016 Ursomarzo D2/939
D860,596 S * 9/2019 Altovino D2/930
D874,101 S * 2/2020 Post D2/916
D878,718 S * 3/2020 Post D2/916
D879,420 S * 3/2020 Rübenach D2/917
D880,116 S * 4/2020 Post D2/916
D880,117 S * 4/2020 Rübenach D2/917
D891,044 S * 7/2020 Altovino D2/917
D919,246 S * 5/2021 Post D2/916
D926,447 S * 8/2021 Altovino D2/917
D956,408 S * 7/2022 Altovino D2/971

(Continued)

Related U.S. Application Data

(62) Division of application No. 35/510,646, filed on Oct. 7, 2020 (U.S. filing date under 35 U.S.C. 384), and having an international filing date of Oct. 7, 2020, now Pat. No. Des. 960,540.

Foreign Application Priority Data

Apr. 9, 2020 (EM) 007801725
(51) **LOC (14) Cl.** **02-04**
(52) **U.S. Cl.**
USPC **D2/926; D2/916**
(58) **Field of Classification Search**
USPC D2/914, 916-922, 925-929, 931, 932,
D2/939-941, 943, 969, 974, 976, 923,
D2/972, 973
CPC A43B 3/12; A43B 3/242; A43B 23/24;
A43B 3/102
See application file for complete search history.

References Cited

U.S. PATENT DOCUMENTS

D310,289 S * 9/1990 Farina D2/927
D620,239 S * 7/2010 Adams D2/927

OTHER PUBLICATIONS

Birkenstock, "Arizona", https://www.birkenstock.com/us/arizona-birko-flor/arizona-core-birkoflor-0-eva-u_1.html#lang=en_US&q=arizon; available at least as early as Apr. 8, 2019; date accessed Apr. 27, 2022.

Primary Examiner — Jennifer L Watkins
(74) *Attorney, Agent, or Firm* — Fross, Zelnick, Lehrman & Zissu PC; Charles T. J. Weigell, Esq.

CLAIM

(57) The ornamental design for a sandal, as shown and described.

DESCRIPTION

FIG. 1 is a front perspective view of the sandal showing my new design;
FIG. 2 is a front view thereof;
FIG. 3 is a rear view thereof;
FIG. 4 is a right side view thereof;
FIG. 5 is a left side view thereof;
FIG. 6 is a top view thereof; and,
FIG. 7 is a bottom view thereof.
The broken lines depicting portions of the shoe sole show portions of the sandal that form no part of the claimed design.

1 Claim, 7 Drawing Sheets



(56)

References Cited

U.S. PATENT DOCUMENTS

D957,796 S * 7/2022 Chung D2/625
D961,200 S * 8/2022 Toogood D2/916
2005/0039344 A1* 2/2005 Berg A43B 3/102
36/7.1 R

* cited by examiner



FIG. 1



FIG. 2



FIG. 3



FIG. 4




FIG. 5




FIG. 6




FIG. 7