



US00D973928S

(12) **United States Design Patent** (10) **Patent No.:** **US D973,928 S**
Lin (45) **Date of Patent:** **** Dec. 27, 2022**

(54) **AUTOMOBILE TAIL LIGHT**
(71) Applicant: **Chi-Chung Lin**, Hsinchu (TW)
(72) Inventor: **Chi-Chung Lin**, Hsinchu (TW)
(**) Term: **15 Years**
(21) Appl. No.: **29/772,059**
(22) Filed: **Feb. 26, 2021**
(51) **LOC (13) Cl.** **26-06**
(52) **U.S. Cl.**
USPC **D26/28**
(58) **Field of Classification Search**
USPC D26/28, 29, 30, 31, 32, 33, 34, 35, 36
CPC F21W 2103/35; F21W 2103/40; F21W
2102/17; F21W 2102/30; F21W 2103/00;
F21W 2103/55; F21W 2104/00; F21W
2107/17; F21W 2107/13; F21S 41/00;
F21S 41/141; F21S 41/162; F21S 41/18;
F21S 41/20; F21S 41/33; F21S 41/36;
F21S 41/60; F21S 43/00; F21V 21/04
See application file for complete search history.

(56) **References Cited**
U.S. PATENT DOCUMENTS
D611,175 S * 3/2010 Elliott D26/28
D731,099 S 6/2015 Thole et al.
D735,911 S 8/2015 O'Donnell et al.
D743,064 S * 11/2015 Lai D26/28
D745,725 S 12/2015 McMahan et al.

D749,246 S 2/2016 Thole et al.
D761,458 S * 7/2016 Chung D26/28
D790,745 S 6/2017 Lai
D812,274 S * 3/2018 Wu D26/28
D816,247 S * 4/2018 Wu D26/28
D840,066 S 2/2019 Yang
D878,647 S 3/2020 Lai
D893,775 S * 8/2020 Lin D26/28
D903,159 S * 11/2020 Zipfel D26/28
D919,843 S * 5/2021 Lin D26/28
D919,851 S * 5/2021 Kaoud D26/28
D945,662 S * 3/2022 Yang D26/28
D955,617 S * 6/2022 Lin D26/28

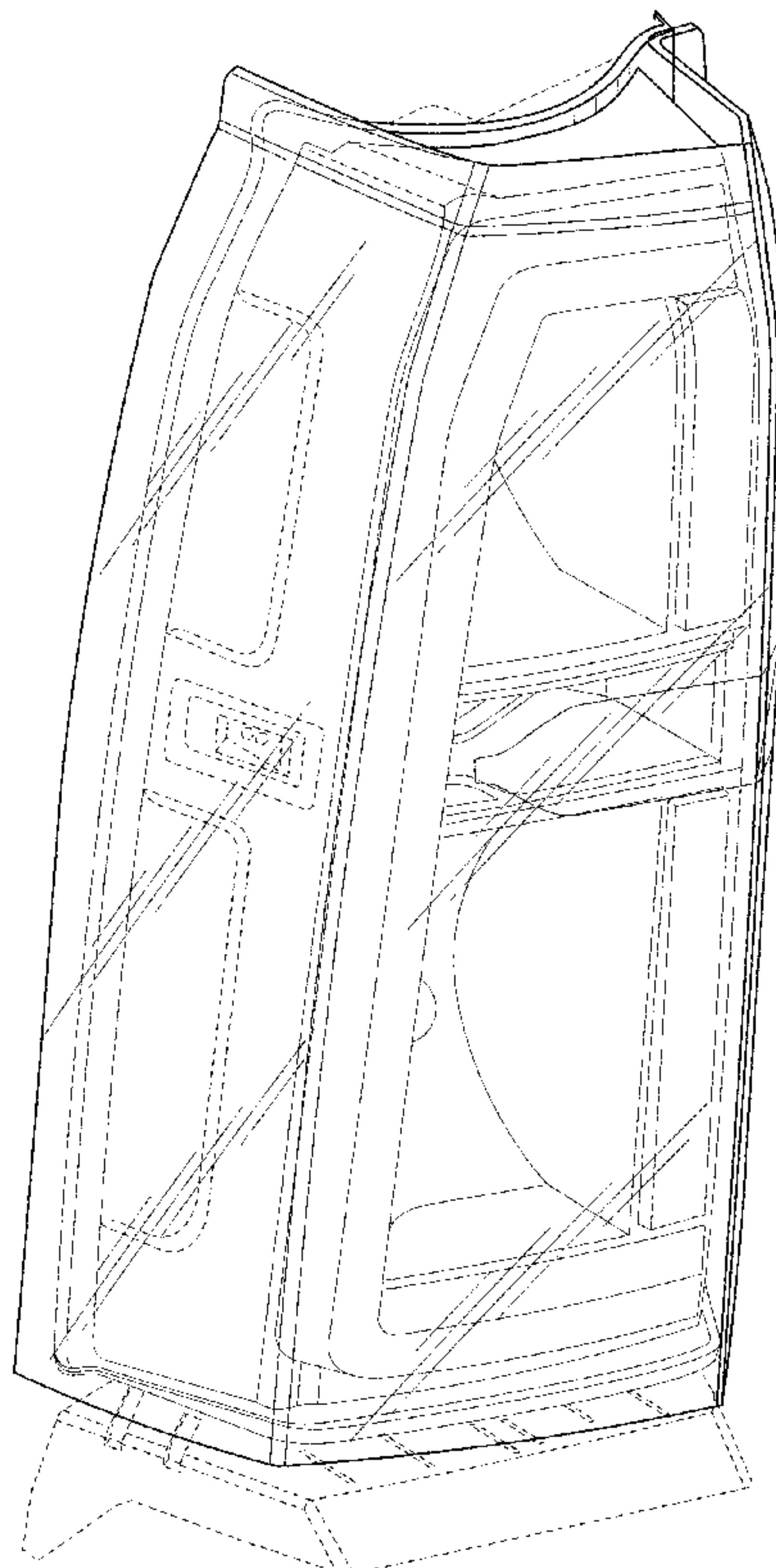
* cited by examiner

Primary Examiner — Angela J Lee
(74) *Attorney, Agent, or Firm* — Alexander Chen, Esq.

(57) **CLAIM**
The ornamental design for an automobile tail light, as shown and described.

DESCRIPTION
FIG. 1 is a perspective view of an automobile tail light;
FIG. 2 is a front view thereof;
FIG. 3 is a side view thereof; and,
FIG. 4 is a top view thereof.
The broken lines are included to show environmental structure and form no part of the claimed design.
The drawings and descriptions represent the left side embodiment. The claim is also for a mirror image right side embodiment.

1 Claim, 4 Drawing Sheets



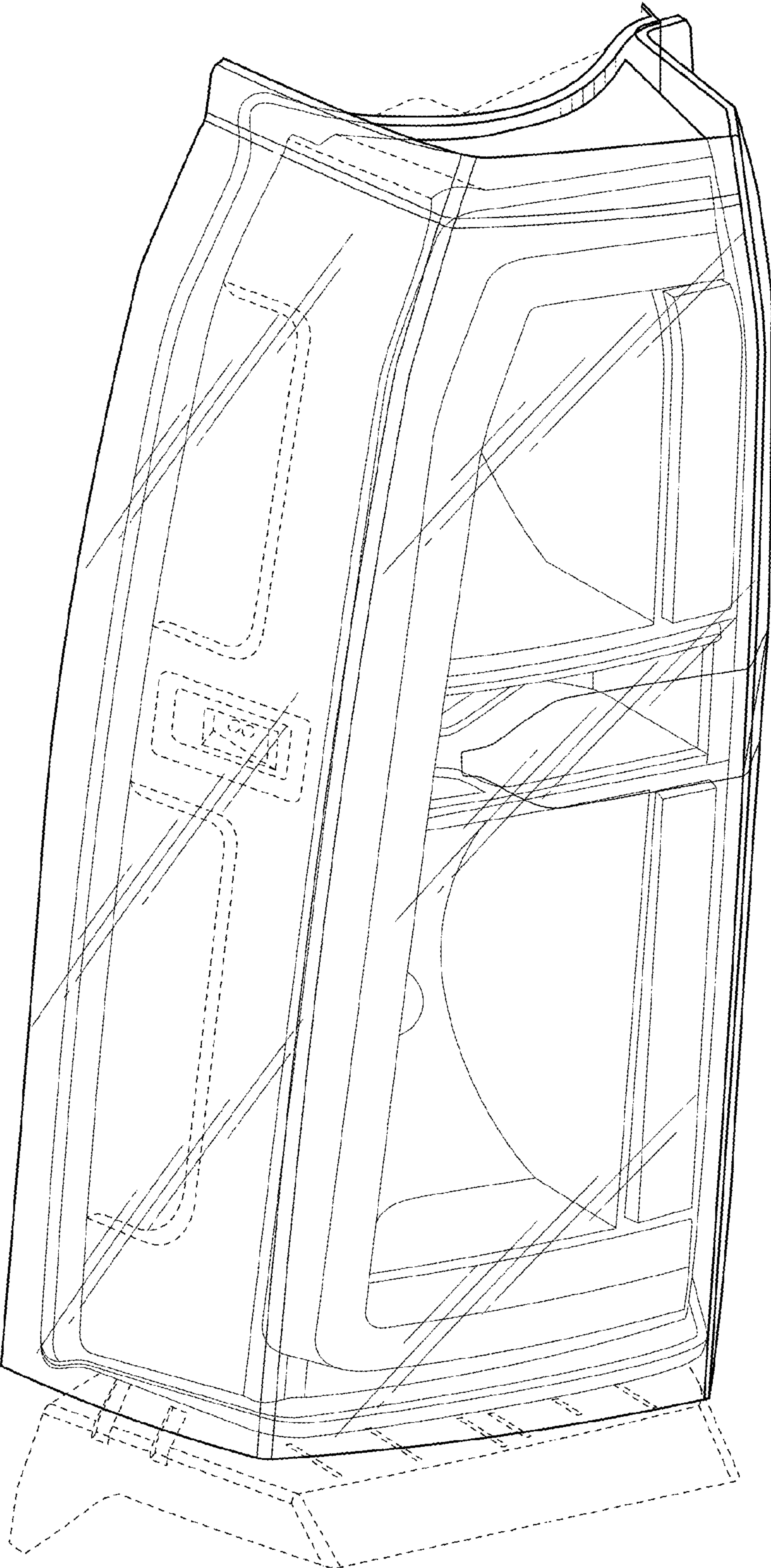


FIG. 1

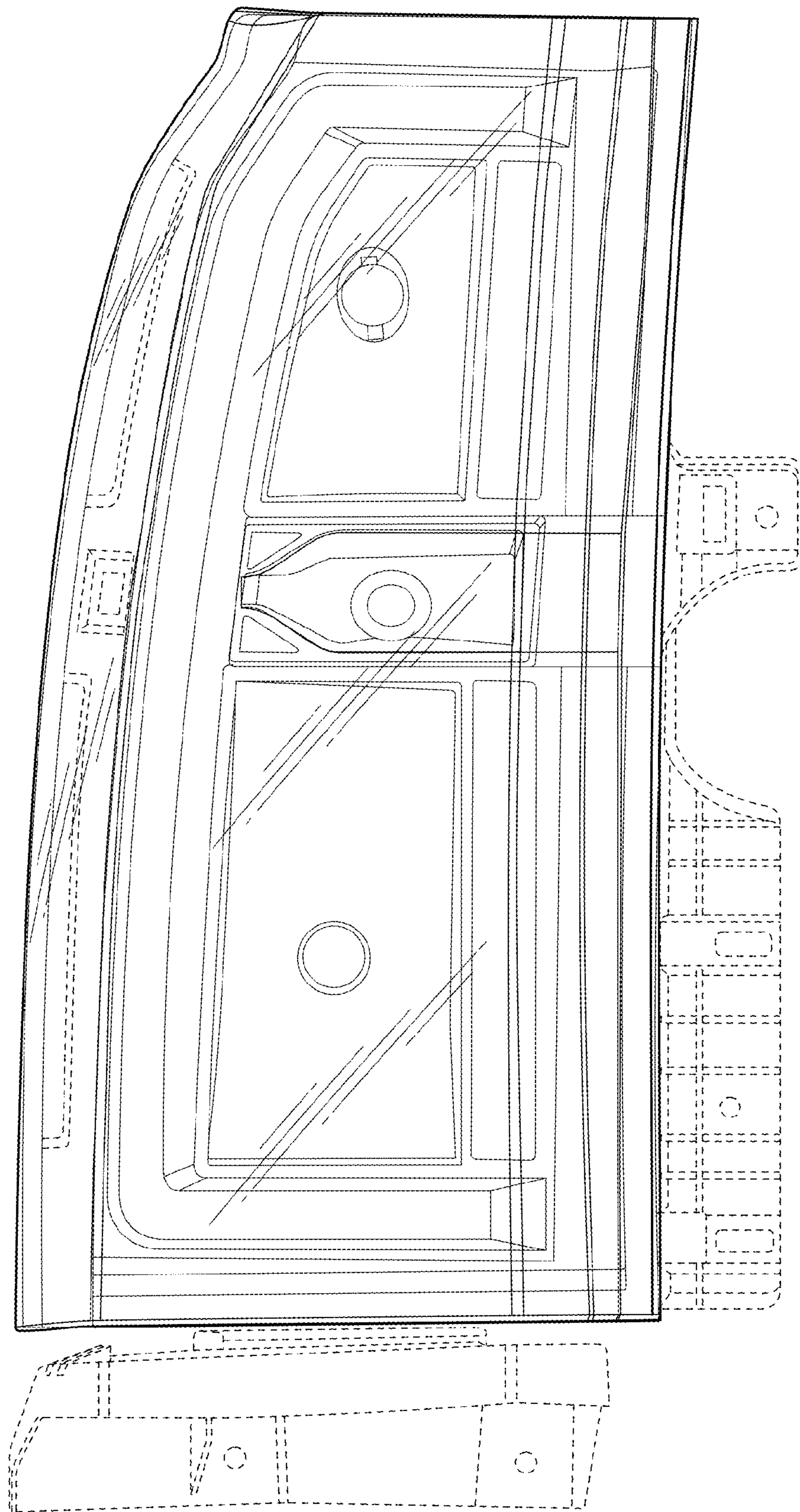


FIG. 2

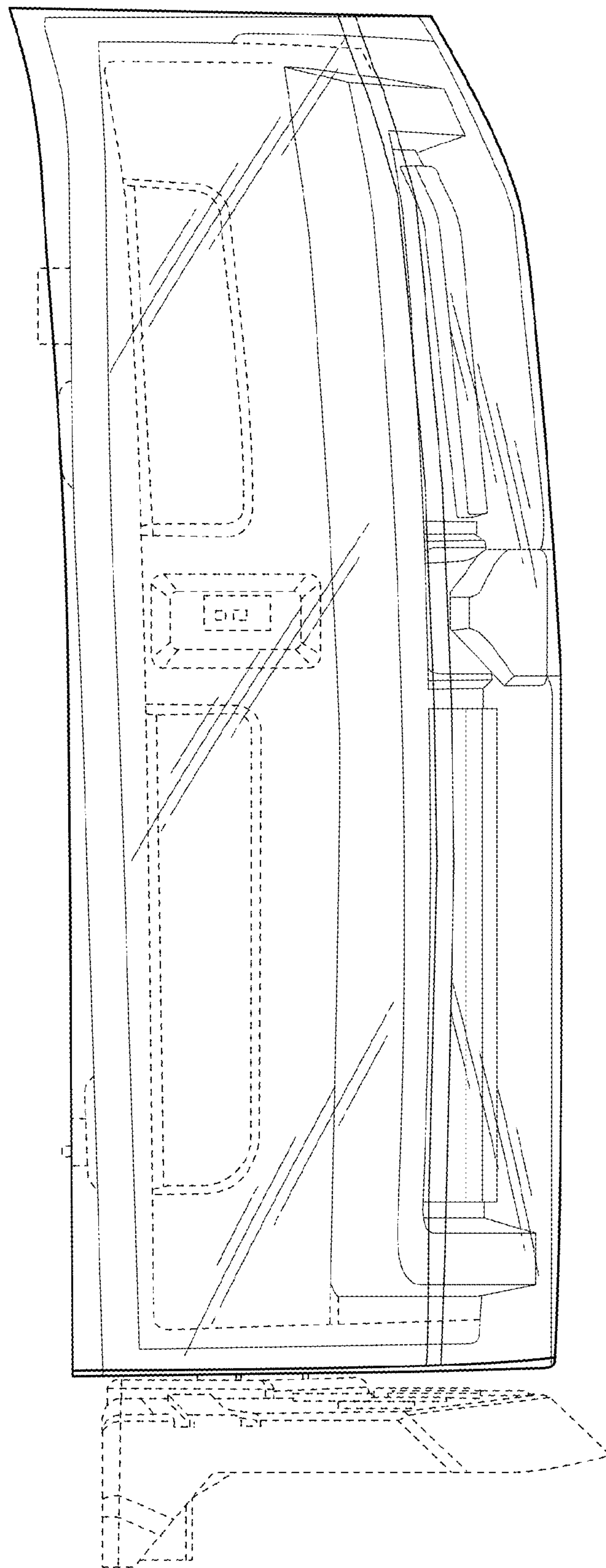


FIG. 3

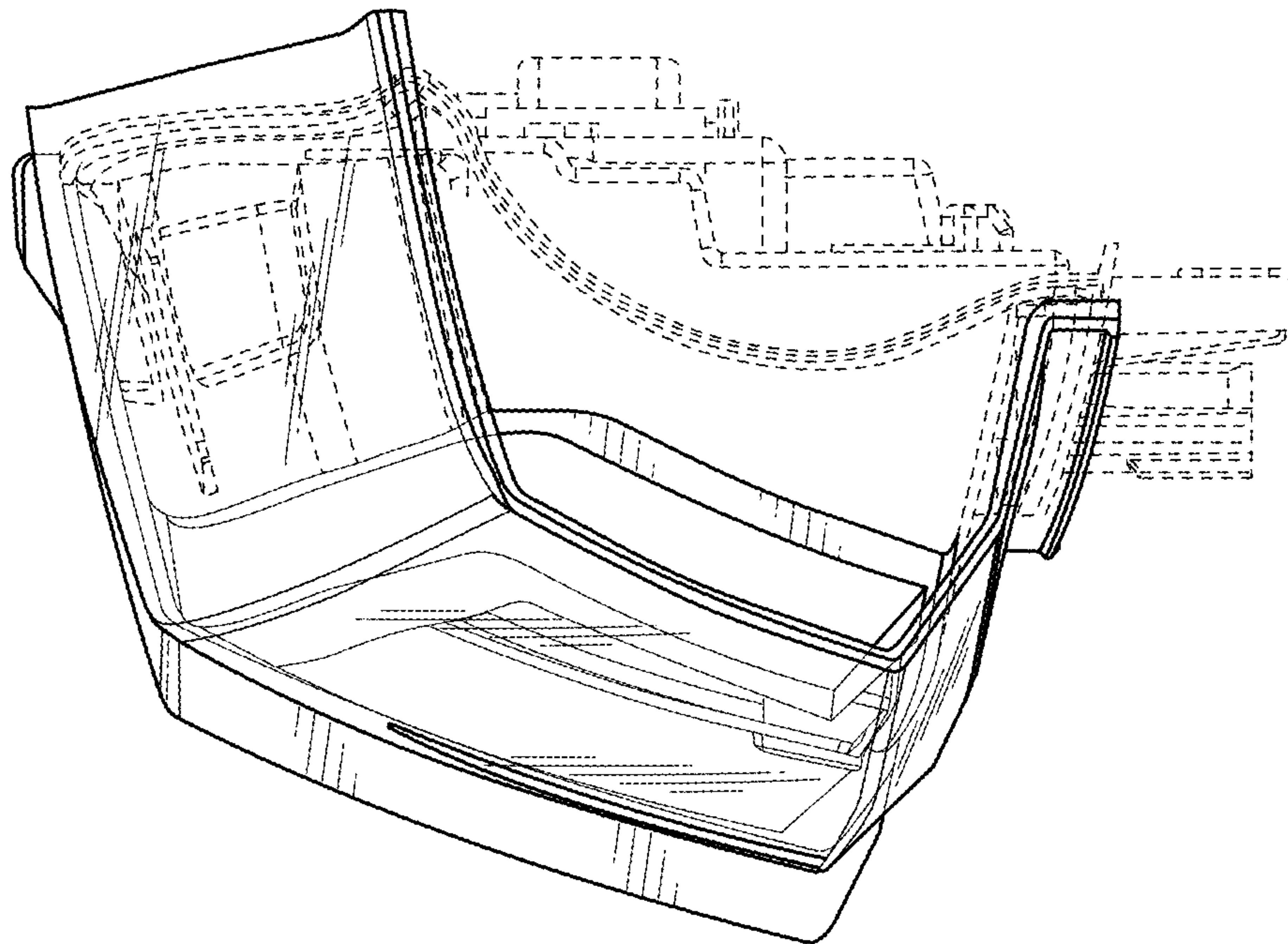


FIG. 4