



US00D973927S

(12) **United States Design Patent** (10) **Patent No.:** **US D973,927 S**  
**Yang** (45) **Date of Patent:** **\*\* Dec. 27, 2022**

(54) **VEHICLE HEADLIGHT**  
(71) Applicant: **SONAR AUTO PARTS CO., LTD.**,  
New Taipei (TW)  
(72) Inventor: **Hsiu-Pen Yang**, New Taipei (TW)  
(73) Assignee: **SONAR AUTO PARTS CO., LTD.**,  
New Taipei (TW)  
(\*\*) Term: **15 Years**  
(21) Appl. No.: **29/757,942**  
(22) Filed: **Nov. 11, 2020**  
(51) **LOC (13) Cl.** ..... **26-06**  
(52) **U.S. Cl.**  
USPC ..... **D26/28**  
(58) **Field of Classification Search**  
USPC ..... D26/35, 34, 31, 30, 28, 29; D12/86, 90,  
D12/91, 92, 169  
CPC . F21V 21/04; F21S 41/00; F21S 41/26; F21S  
41/50; F21S 41/36; F21S 41/32; F21S  
41/10; F21S 41/141; F21S 43/00; F21S  
43/15; F21S 43/237; F21S 48/00; F21S  
48/1233  
See application file for complete search history.

(56) **References Cited**  
U.S. PATENT DOCUMENTS  
D893,063 S \* 8/2020 He ..... D26/28  
D893,769 S \* 8/2020 He ..... D26/28  
D921,242 S \* 6/2021 He ..... D26/28  
D921,243 S \* 6/2021 He ..... D26/28

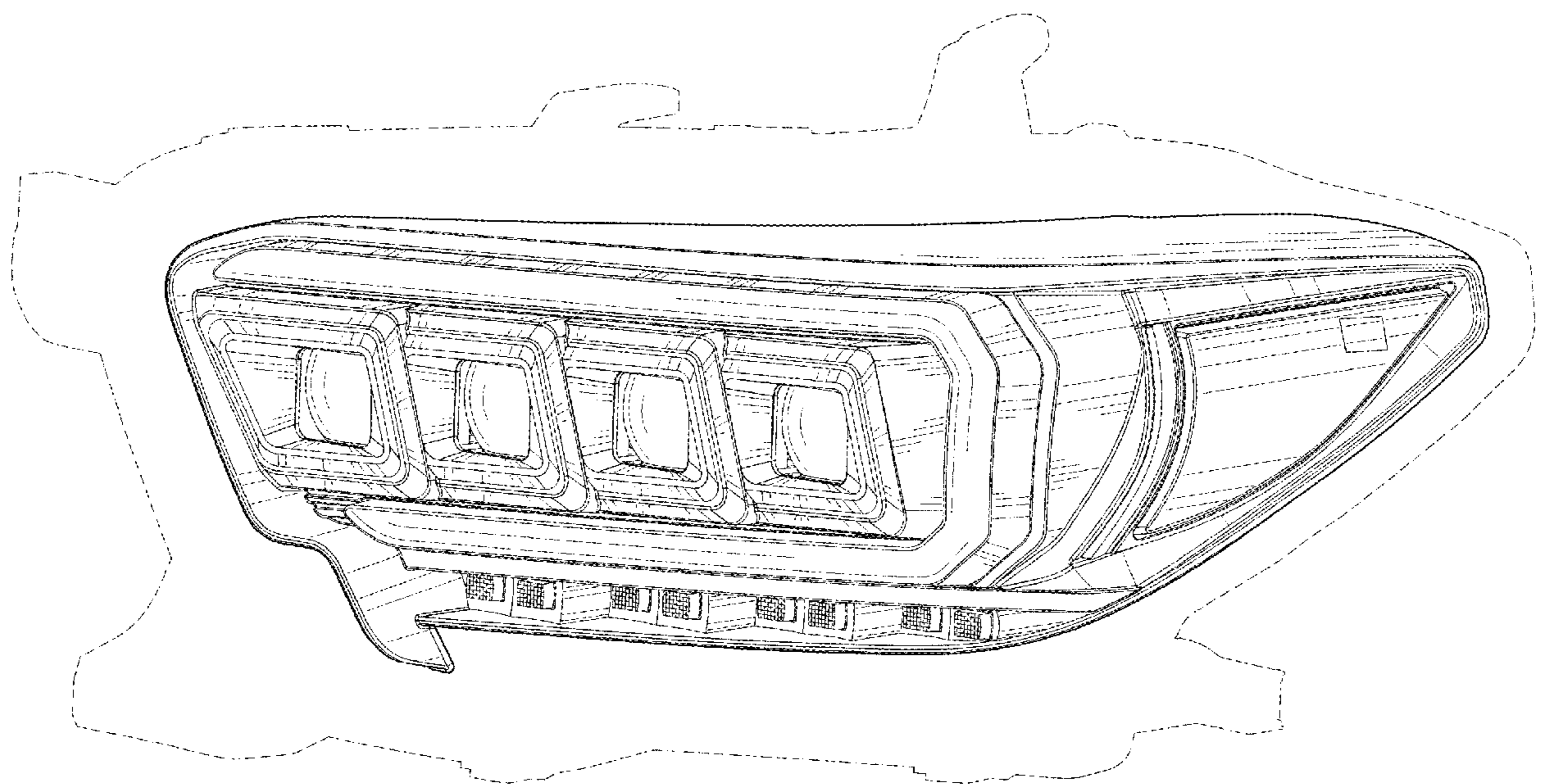
D921,939 S \* 6/2021 He ..... D26/28  
D921,943 S \* 6/2021 Lin ..... D26/28  
D929,000 S \* 8/2021 Wu ..... D26/28  
D937,453 S \* 11/2021 Wu ..... D26/28  
D957,012 S \* 7/2022 Lin ..... D26/28  
D957,703 S \* 7/2022 Wu ..... D26/28  
D959,033 S \* 7/2022 Wu ..... D26/28  
D962,501 S \* 8/2022 He ..... D26/28  
D962,505 S \* 8/2022 He ..... D26/28  
D962,507 S \* 8/2022 He ..... D26/28  
D962,508 S \* 8/2022 He ..... D26/28  
D963,211 S \* 9/2022 Wu ..... D26/28

\* cited by examiner  
*Primary Examiner* — Shawn T Gingrich  
*Assistant Examiner* — Kathryn Elizabeth Chambers  
(74) *Attorney, Agent, or Firm* — Li & Cai Intellectual  
Property Office

(57) **CLAIM**  
The ornamental design for a vehicle headlight, as shown and  
described.

**DESCRIPTION**  
FIG. 1 is a front, right side and top perspective view of a  
vehicle headlight showing the claimed design;  
FIG. 2 is a front elevational view thereof;  
FIG. 3 is a rear elevational view thereof;  
FIG. 4 is a left side elevational view thereof;  
FIG. 5 is a right side elevational view thereof;  
FIG. 6 is a top plan view thereof; and,  
FIG. 7 is a bottom plan view thereof.  
The dashed broken lines in the drawing depict portions of  
the vehicle headlight that form no part of the claimed design.

**1 Claim, 7 Drawing Sheets**



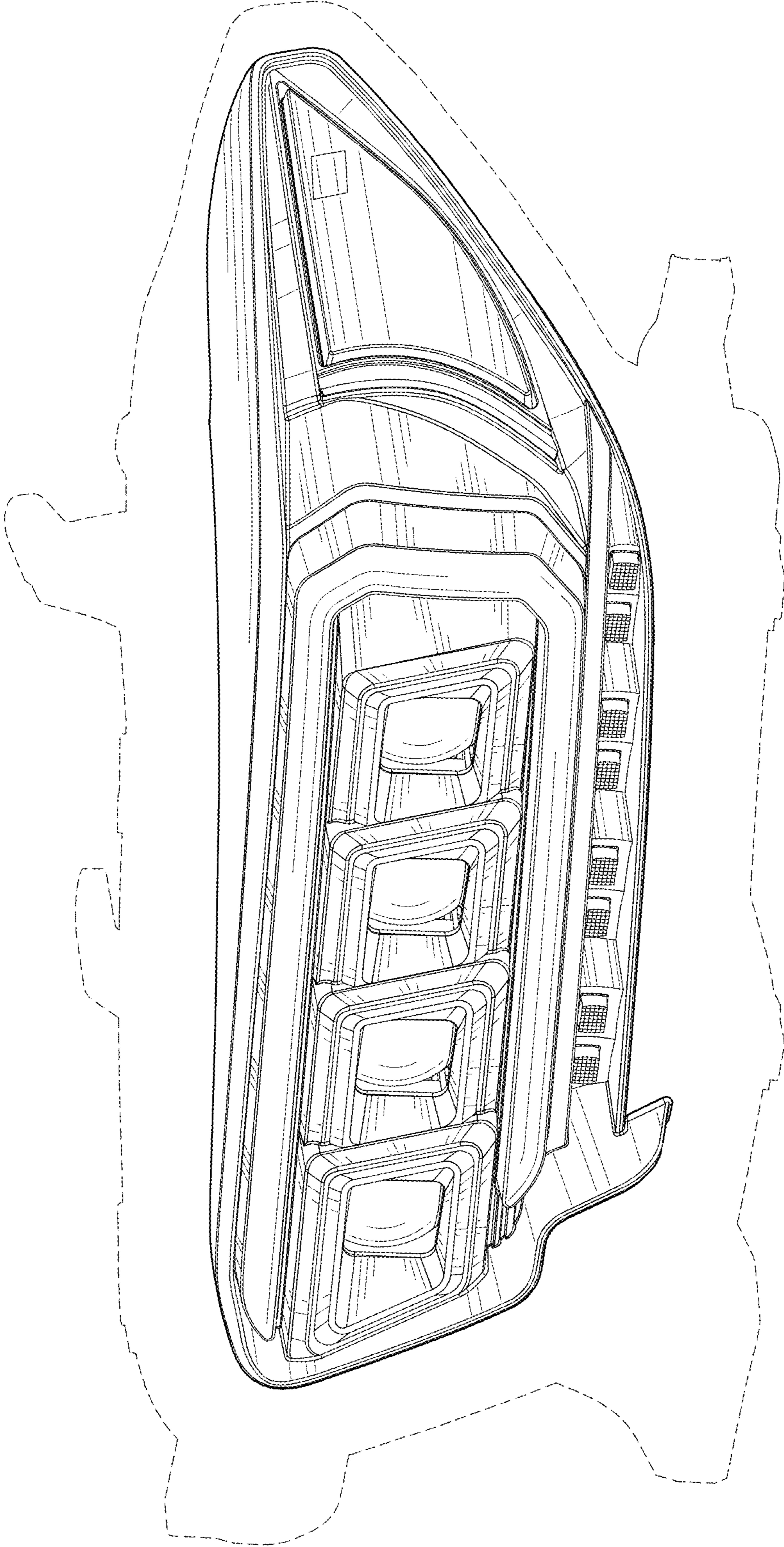


FIG. 1

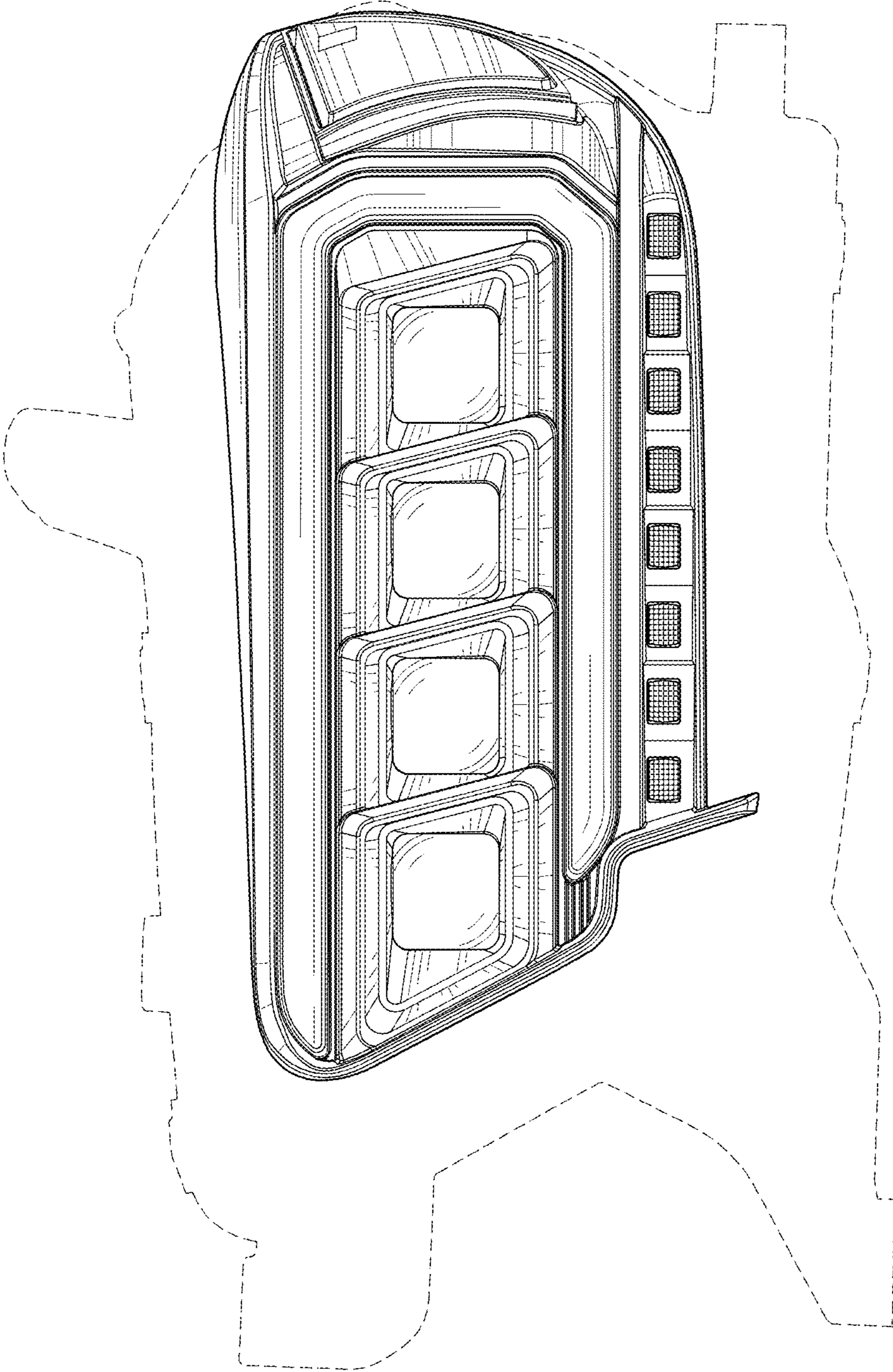


FIG. 2

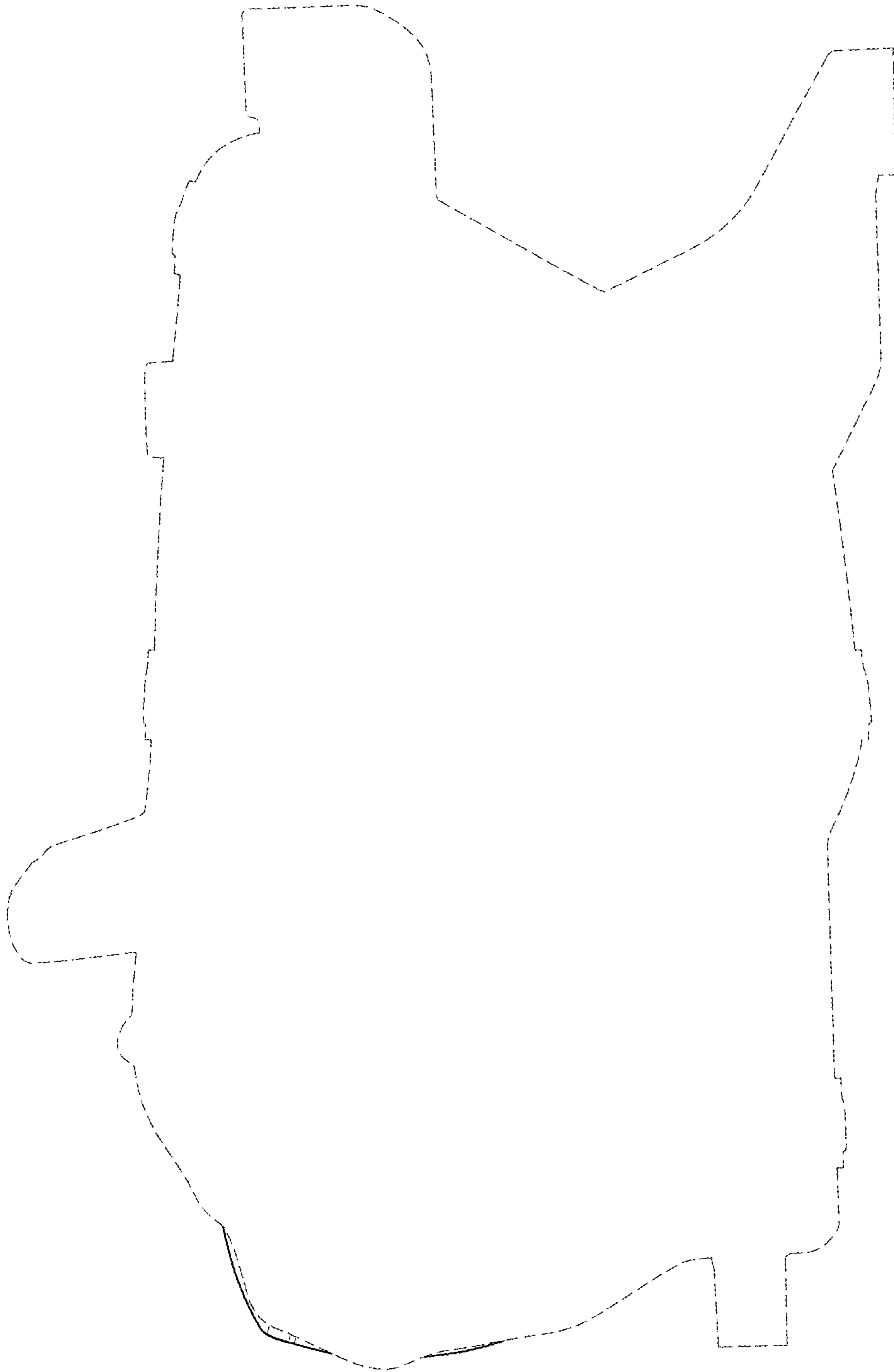


FIG. 3

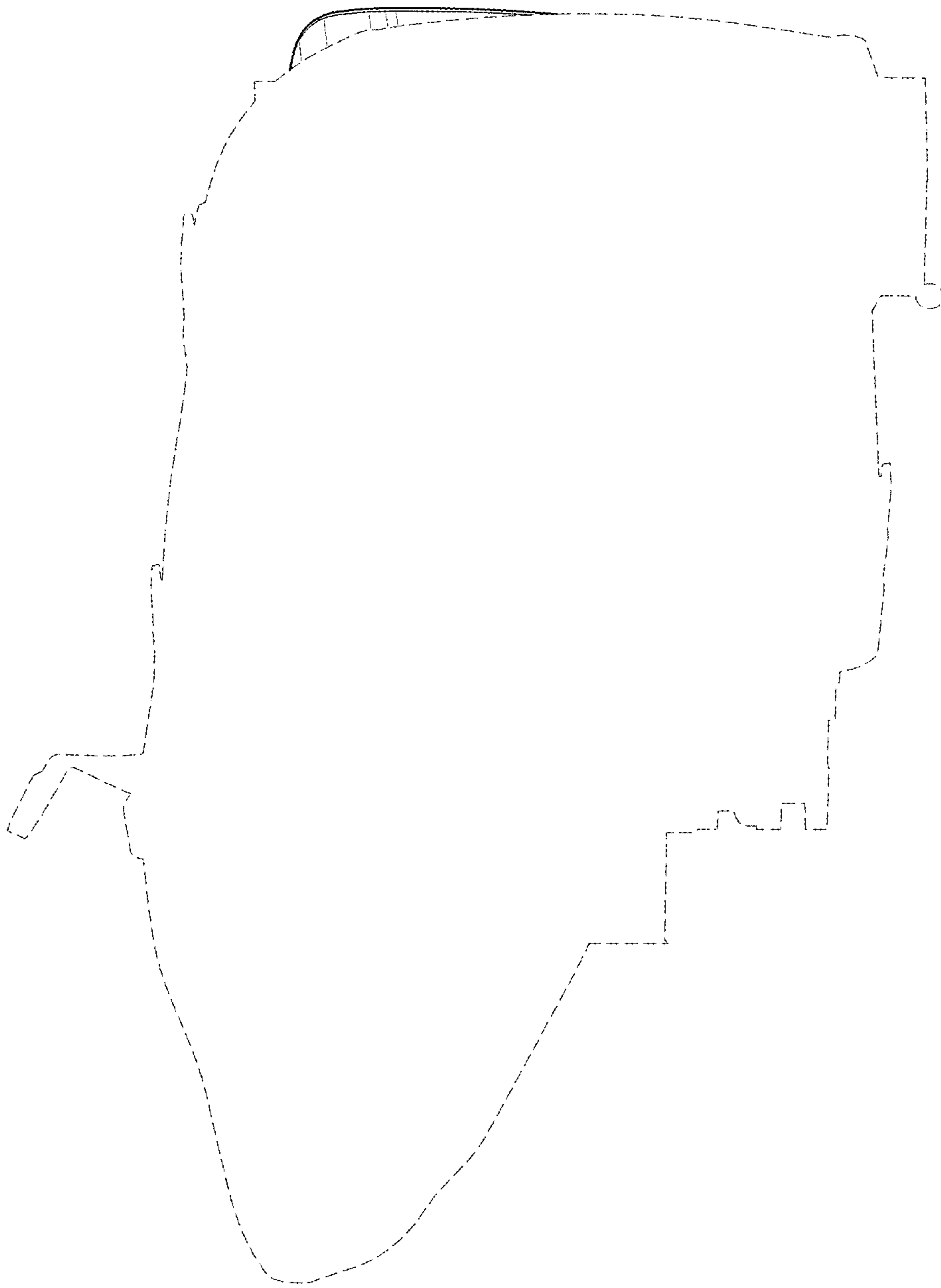


FIG. 4

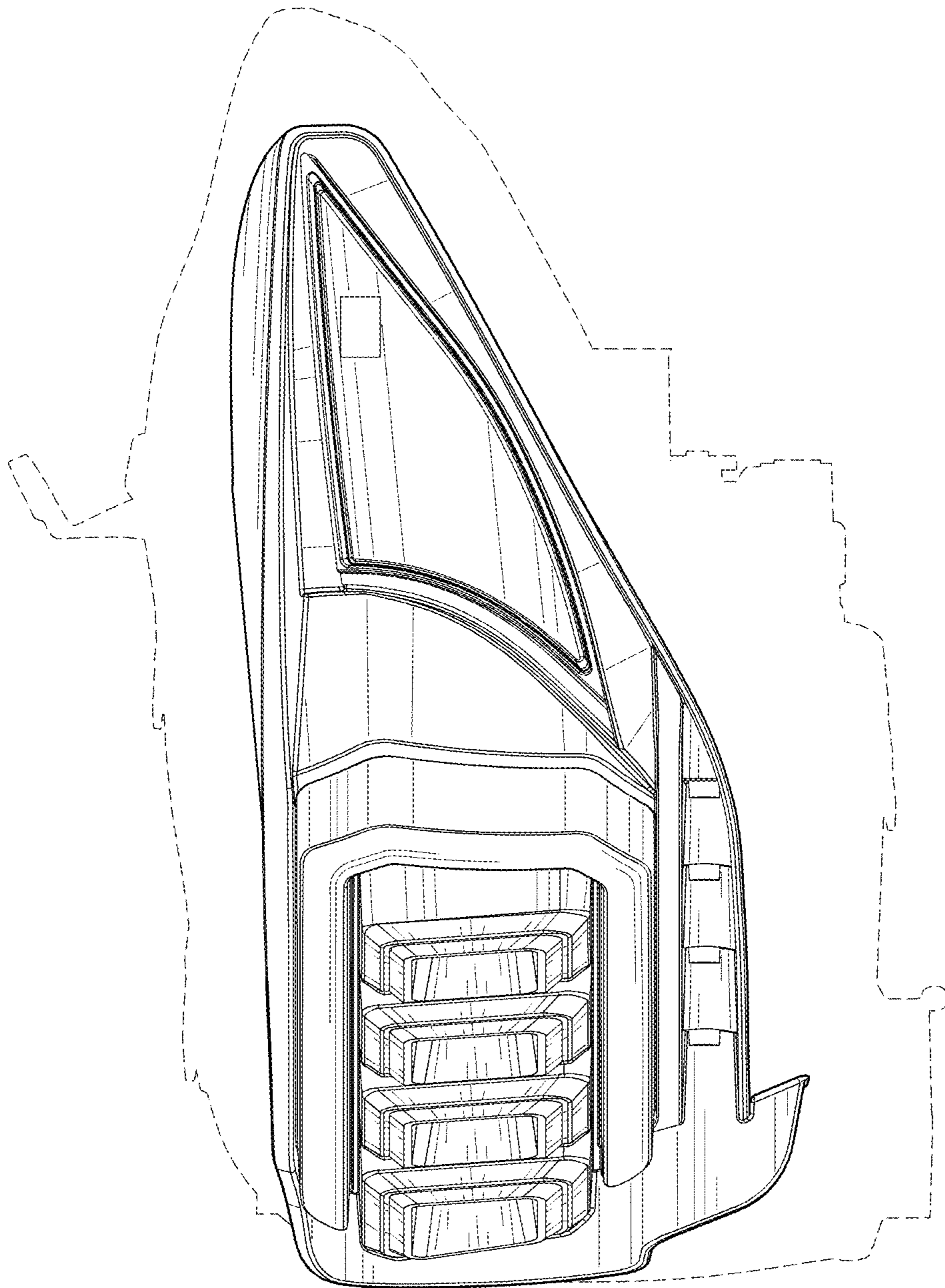


FIG. 5



FIG. 6

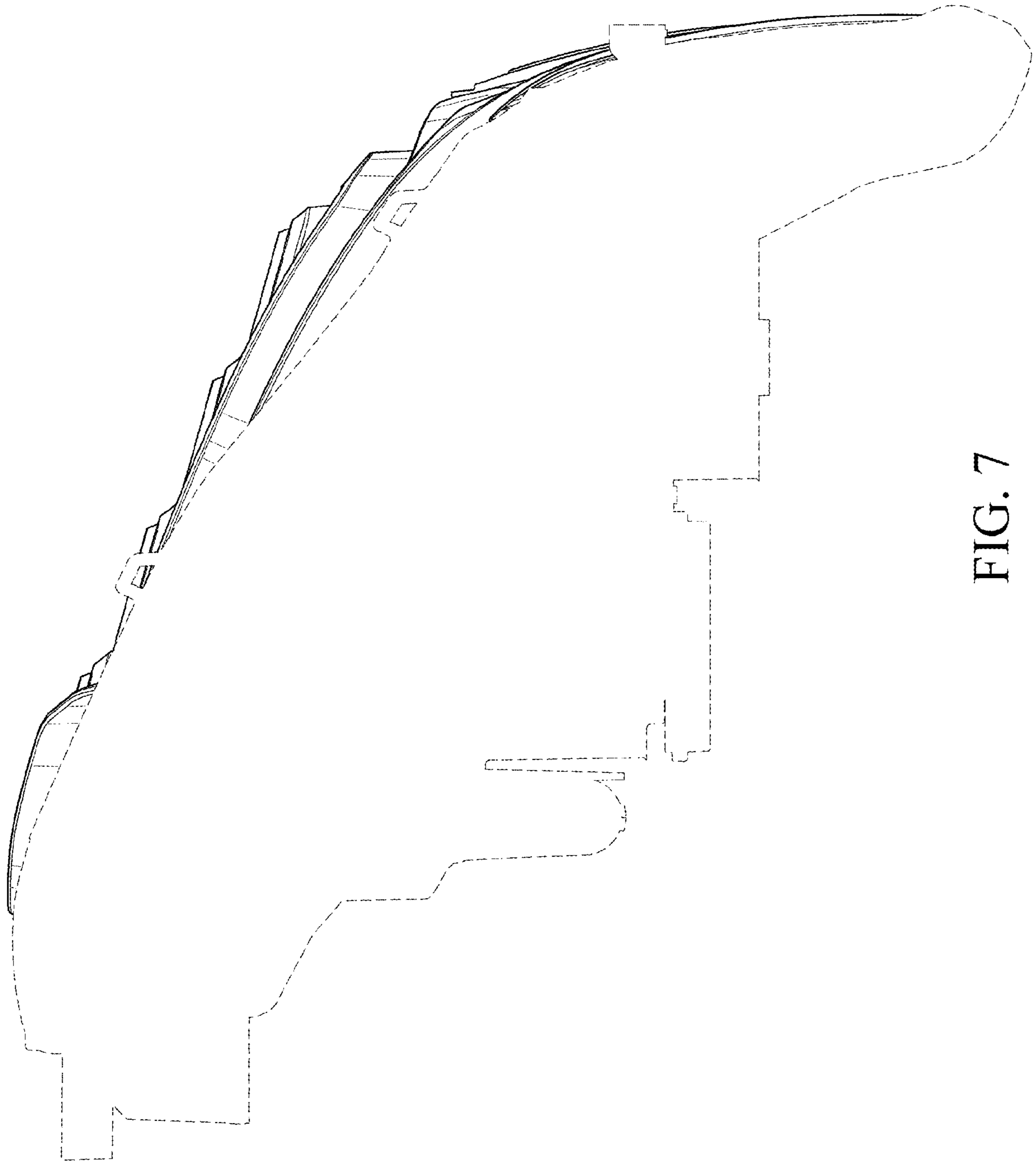


FIG. 7