



US00D973917S

(12) **United States Design Patent**
Briden

(10) **Patent No.:** **US D973,917 S**

(45) **Date of Patent:** **** Dec. 27, 2022**

(54) **DECKING SYSTEM**

(71) Applicant: **International Technical Coatings, Inc.**,
Phoenix, AZ (US)

(72) Inventor: **Mark Briden**, Phoenix, AZ (US)

(73) Assignee: **International Technical Coatings, Inc.**,
Phoenix, AZ (US)

(**) Term: **15 Years**

(21) Appl. No.: **29/785,104**

(22) Filed: **May 24, 2021**

(51) **LOC (13) Cl.** **25-01**

(52) **U.S. Cl.**
USPC **D25/153**

(58) **Field of Classification Search**
USPC D25/153
CPC E04F 15/02183; E04B 5/40; E04C 2/42;
E04C 2/427; E04C 2/421; E04C 2/426
See application file for complete search history.

(56) **References Cited**

U.S. PATENT DOCUMENTS

D337,169 S * 7/1993 Schipp D25/153
6,324,796 B1 * 12/2001 Heath E04F 15/02183
52/579

D611,625 S * 3/2010 Ardern D25/153
D623,773 S * 9/2010 Ryan D25/153
8,240,095 B1 * 8/2012 Meyer E04B 5/40
52/220.2
9,962,878 B2 * 5/2018 Hassan E04F 15/02183

* cited by examiner

Primary Examiner — Doris Clark

(74) *Attorney, Agent, or Firm* — Noblitt & Newson,
PLLC


(57) **CLAIM**

The ornamental design for a decking system, as shown.

DESCRIPTION

FIG. 1 is a top perspective view of a decking system;
FIG. 2 is a bottom perspective view thereof;
FIG. 3 is a top view thereof;
FIG. 4 is a first end view thereof;
FIG. 5 is a second end view thereof;
FIG. 6 is a first side view thereof;
FIG. 7 is a second side view thereof; and,
FIG. 8 is bottom view thereof.

1 Claim, 3 Drawing Sheets






FIG. 1




FIG. 2




FIG. 3



FIG. 4



FIG. 5



FIG. 6



FIG. 7




FIG. 8