



US00D973903S

(12) **United States Design Patent** (10) **Patent No.:** **US D973,903 S**
Gadasi et al. (45) **Date of Patent:** **** Dec. 27, 2022**

- (54) **SAFETY STATION**
- (71) Applicant: **TERAHERTZ GROUP LTD.**,
Herzliya (IL)
- (72) Inventors: **Tzvi Gadasi**, Moshav Hodaia (IL);
Yaniv Maydar, Tel Aviv (IL); **Naor Baruch**,
Kfar Saba (IL); **Eitan Neeman**, Tel Mond (IL);
Raviv Angel, Gan Yoshiya (IL)
- (73) Assignee: **Terahertz Group Ltd.**, Herzliya (IL)
- (**) Term: **15 Years**
- (21) Appl. No.: **29/760,620**
- (22) Filed: **Dec. 2, 2020**
- (51) **LOC (13) Cl.** **24-99**
- (52) **U.S. Cl.**
USPC **D24/234**
- (58) **Field of Classification Search**
USPC D24/234, 185, 181, 180, 231
CPC A61F 5/566; A61C 7/36
See application file for complete search history.

(56) **References Cited**

U.S. PATENT DOCUMENTS

4,462,800	A *	7/1984	Jones	A61C 7/36
					433/22
5,183,388	A *	2/1993	Kumar	A61C 7/36
					433/19
6,418,933	B1 *	7/2002	Strong	A61F 5/566
					128/859
D611,153	S *	3/2010	Frantz	A61C 7/36
					D24/180
7,832,404	B2 *	11/2010	Jansheski	A61F 5/566
					128/859
D639,440	S *	6/2011	Raad	D24/180
D685,098	S *	6/2013	Tompkins	D24/180
D704,843	S *	5/2014	Singh	D24/180
D720,858	S *	1/2015	Burlon	D24/181

D739,028	S *	9/2015	Stein	D24/180
D777,930	S *	1/2017	Raad	D24/180
9,636,250	B2 *	5/2017	Summer	A61F 5/566
D802,145	S *	11/2017	Voudouris	D24/180
D932,626	S *	10/2021	Kim	D24/181
D950,066	S *	4/2022	Yukita	D24/180

(Continued)

OTHER PUBLICATIONS

U.S. Appl. No. 29/760,622, filed Dec. 2, 2020, Terahertz Group Ltd.

Primary Examiner — Rhea Shields

(74) *Attorney, Agent, or Firm* — Foley & Lardner LLP

(57) **CLAIM**

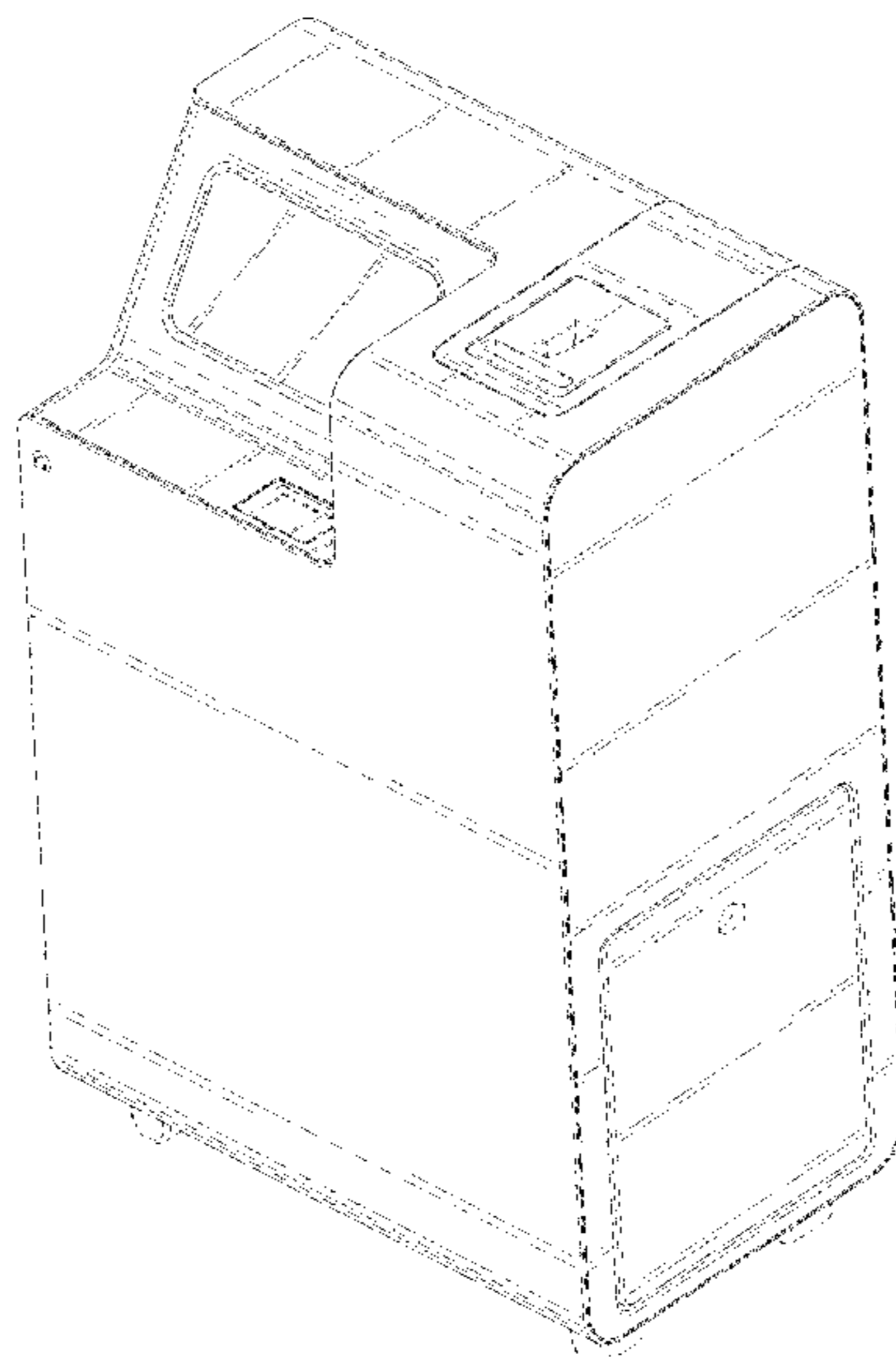
We claim the ornamental design for a safety station, as shown and described.

DESCRIPTION

FIG. 1 is a perspective view of an embodiment of a safety station of the claimed design;
 FIG. 2 is a front view of the claimed design shown in FIG. 1;
 FIG. 3 is a back view of the claimed design shown in FIG. 1;
 FIG. 4 is a left side view of the claimed design shown in FIG. 1;
 FIG. 5 is a right side view of the claimed design shown in FIG. 1;
 FIG. 6 is a top view of the claimed design shown in FIG. 1;
 and,
 FIG. 7 is a bottom view of the claimed design shown in FIG. 1.

The ornamental design that is claimed is shown in the drawings as solid lines and surfaces having surface shading. In the drawings, the broken lines are for the purpose of illustrating portions of the safety station which form no part of the claimed design.

1 Claim, 7 Drawing Sheets



(56)

References Cited

U.S. PATENT DOCUMENTS

2014/0230829	A1 *	8/2014	Rogers	A61C 7/36
				128/848
2015/0101614	A1 *	4/2015	Quaka	A61C 7/36
				128/848

* cited by examiner




FIG. 1




FIG. 2

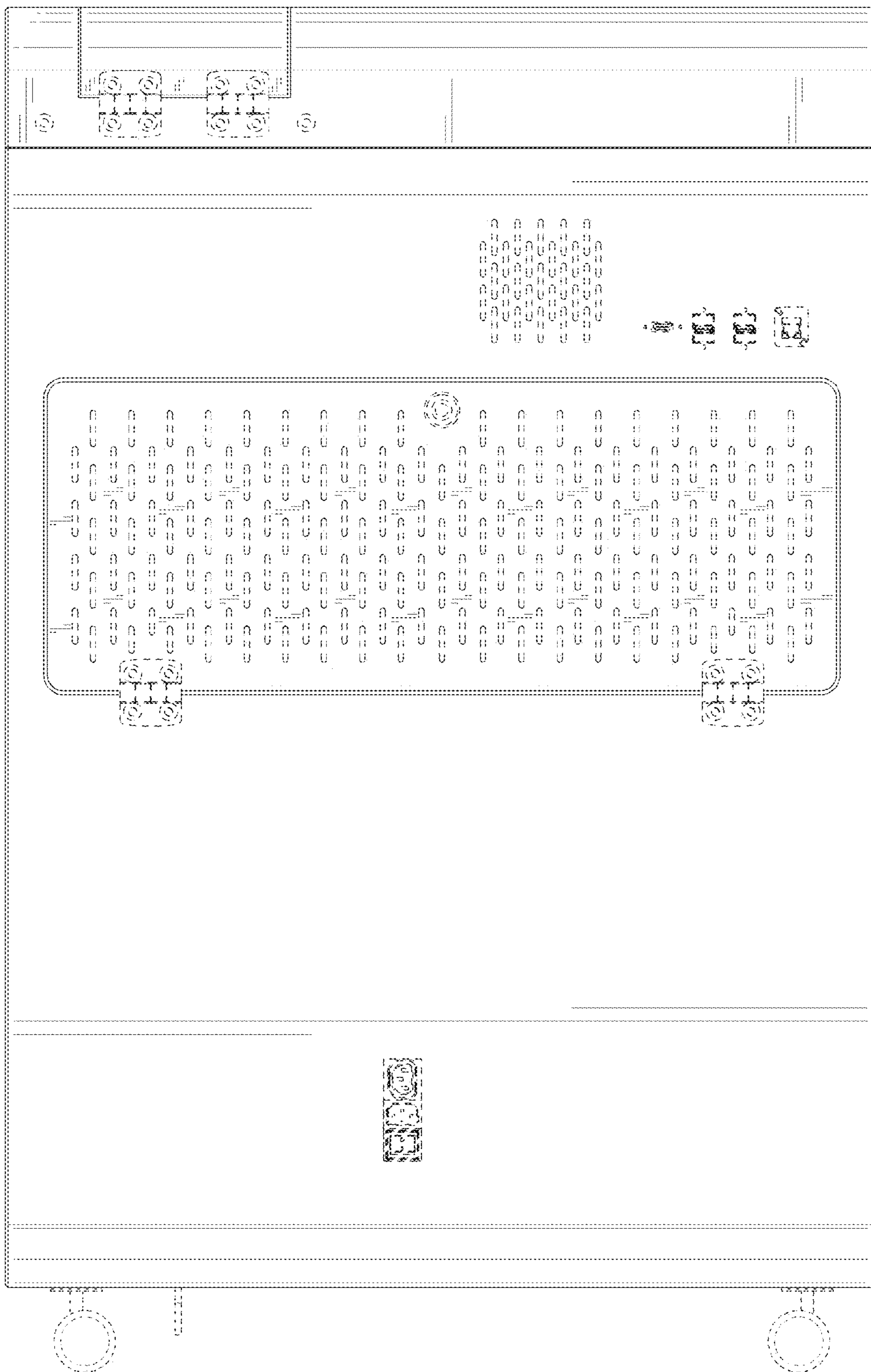


FIG. 3

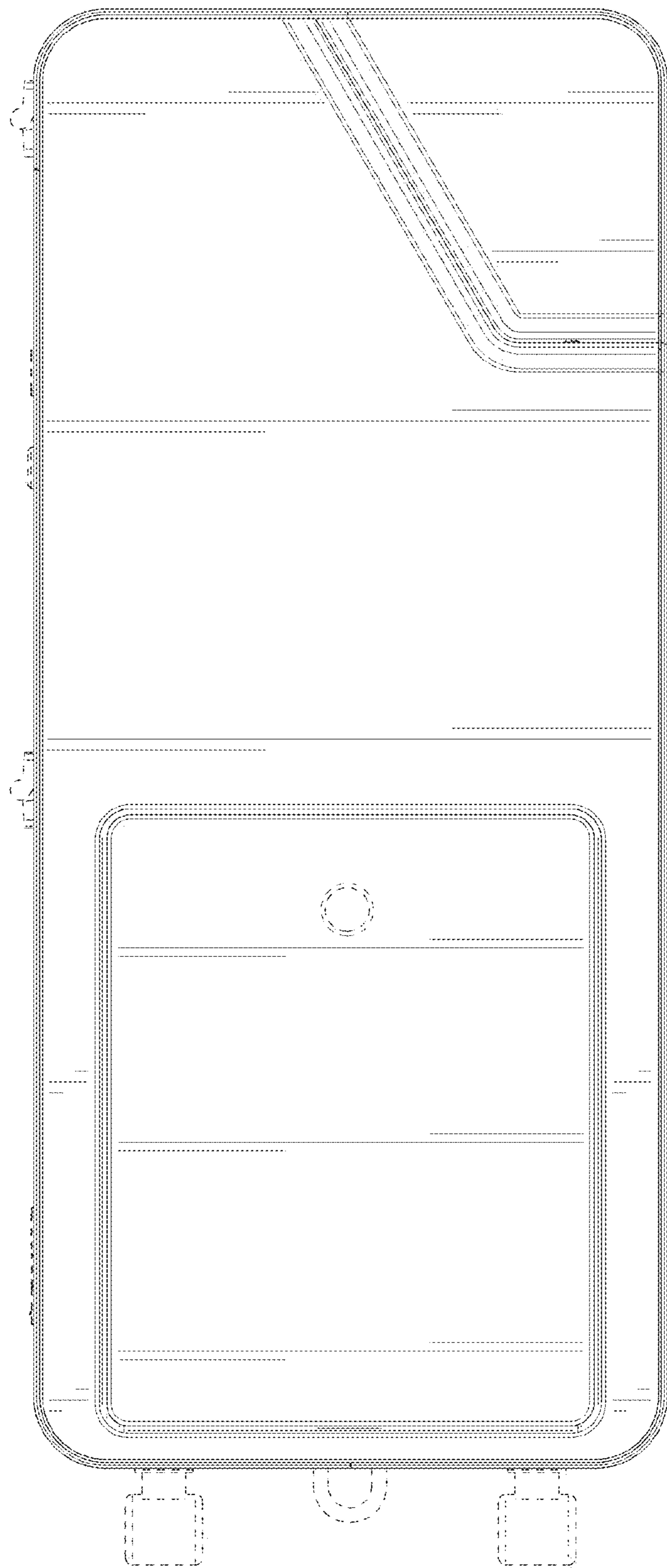


FIG. 4

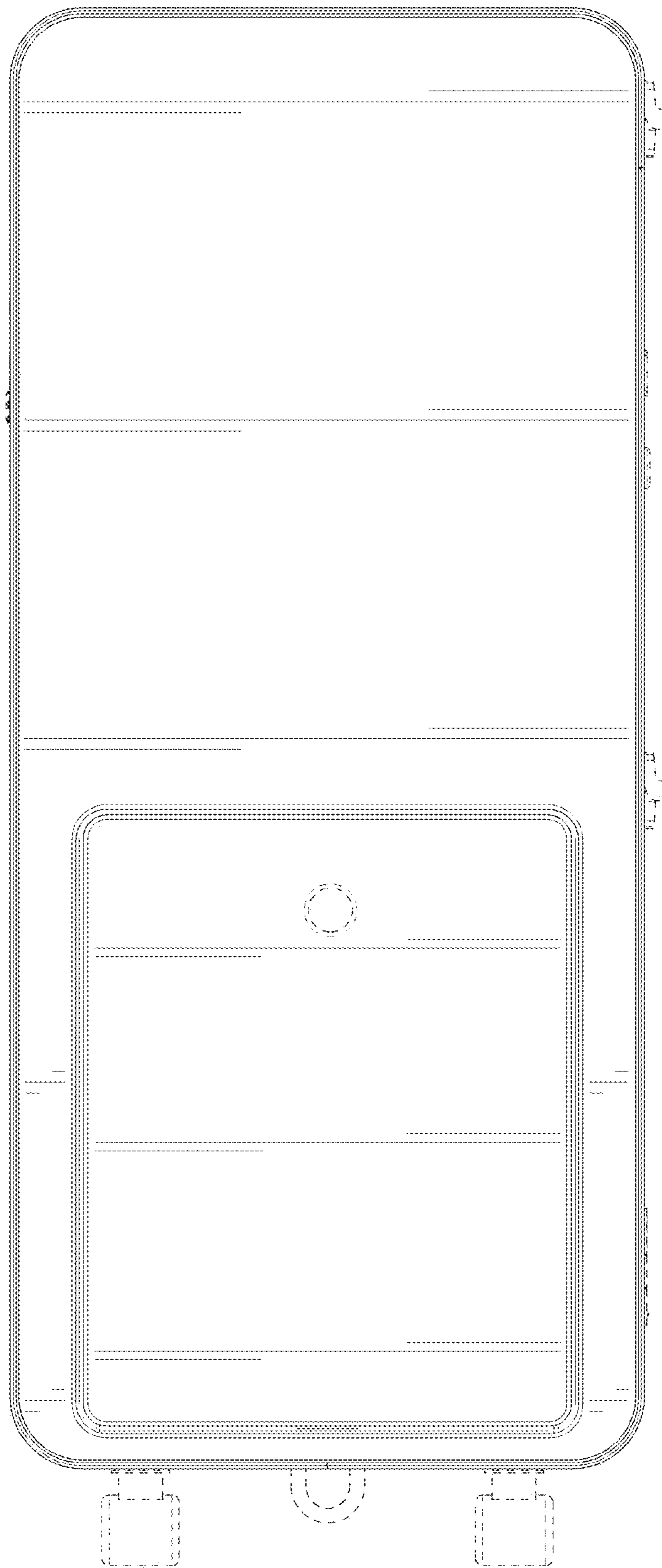


FIG. 5

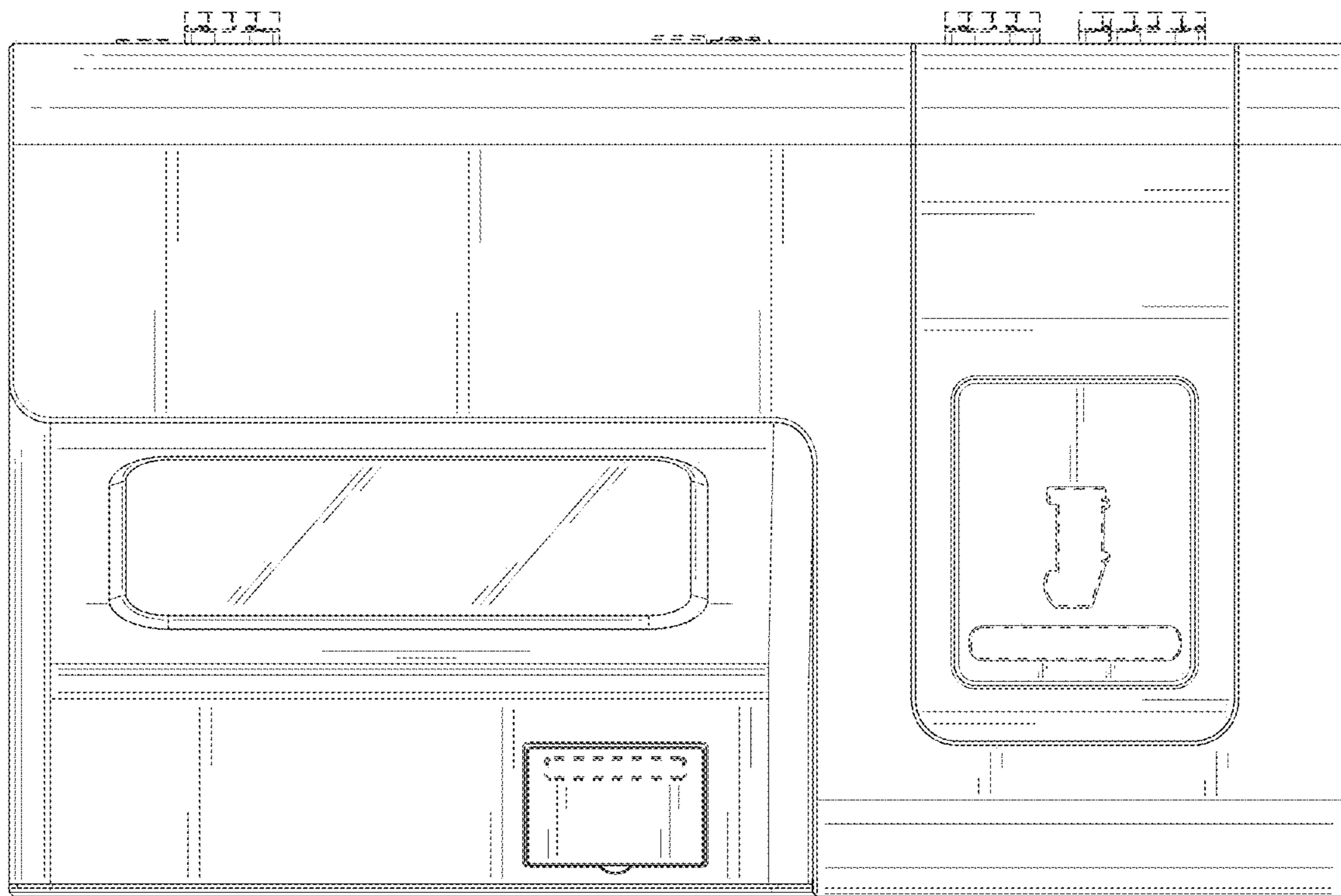


FIG. 6

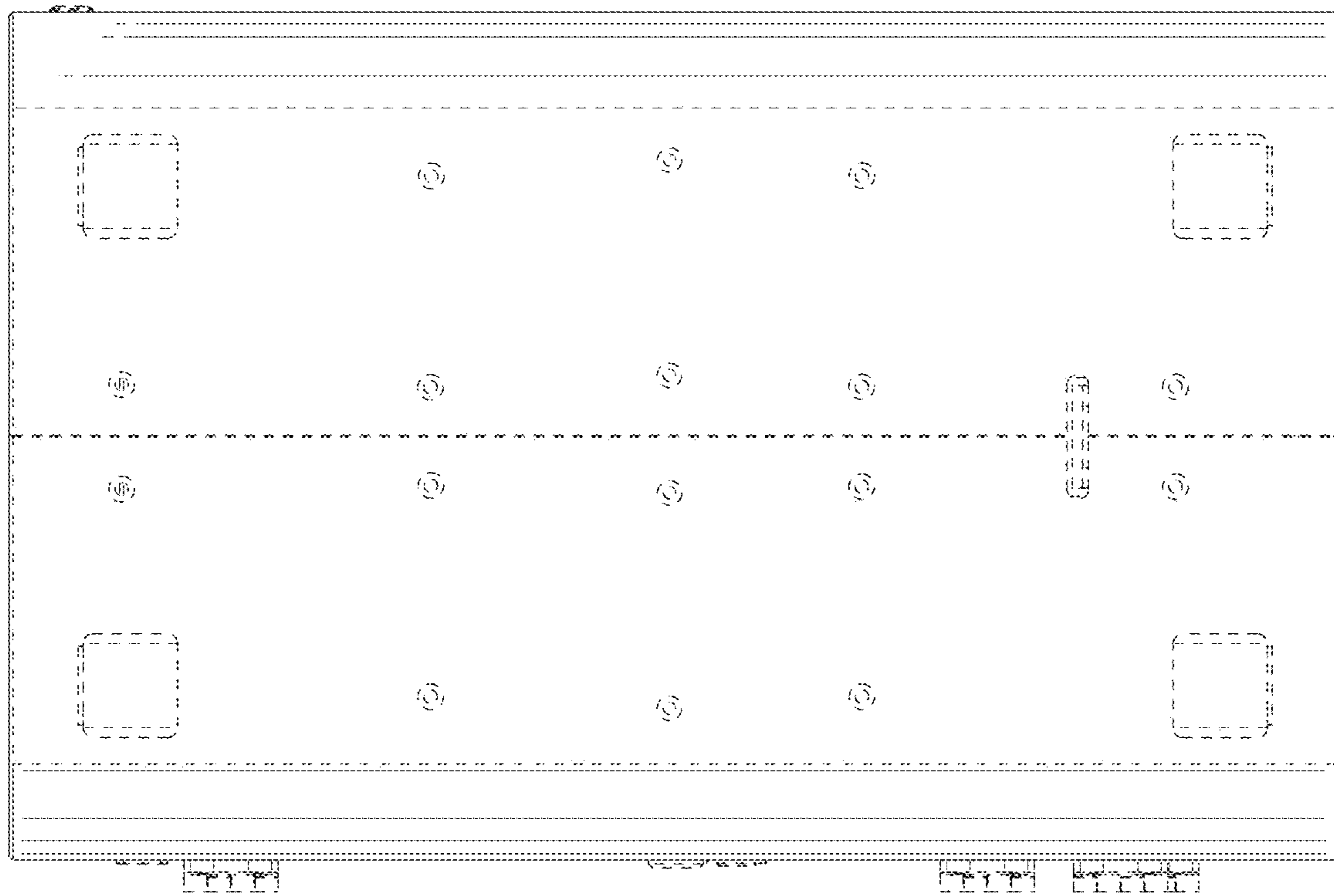


FIG. 7