



US00D973839S

(12) **United States Design Patent** (10) **Patent No.:** **US D973,839 S**
Wei (45) **Date of Patent:** **** Dec. 27, 2022**

(54) **PLANT WATERING STAKE**

(71) Applicant: **Jialong Wei**, Henan (CN)
(72) Inventor: **Jialong Wei**, Henan (CN)
(**) Term: **15 Years**
(21) Appl. No.: **29/792,509**
(22) Filed: **Apr. 2, 2022**
(51) **LOC (13) Cl.** **23-01**
(52) **U.S. Cl.**
USPC **D23/213**
(58) **Field of Classification Search**
USPC D23/207, 213, 214, 215, 223, 224, 226,
D23/229, 230
CPC A61H 9/0021; A61H 33/00; B05B 1/00;
B05B 1/14; B05B 1/185; B05B 1/08;
B05B 1/02; B05B 1/26; B05B 12/002;
B05B 1/18; B05B 9/01
See application file for complete search history.

OTHER PUBLICATIONS

“Vensovo 8 Pack Terracotta Watering Spikes—Automatic Self Watering Stakes, Plant Watering Devices for Wine Bottles Recycled Bottles, Clay Plant Garden Waterers for Vacation” May 19, 2019, Amazon, site visited Dec. 28, 2020: <https://www.amazon.co.uk/dp/B07S1LJ8YD/> (Year: 2019).*
“Bio Green HW-4 Hydro Wine, Orange” Apr. 15, 2014, Amazon, site visited Dec. 19, 2020: <https://www.amazon.co.uk/Bio-Green-HW-4-Hydro-Orange/dp/B00IOP8XFC/> (Year: 2014).*
Out/Indoor Terracotta Plant Watering Spikes, May 22, 2020, amazon.ca, Sep. 7, 2022, URL: <https://www.amazon.ca/dp/B07TJT4M2Y/> (Year: 2020).*

* cited by examiner

Primary Examiner — Keith J Wilson

(56) **References Cited**

U.S. PATENT DOCUMENTS

D407,281 S	3/1999	Antel et al.	
6,202,342 B1 *	3/2001	Edwards	A01M 1/026 43/132.1
D443,021 S *	5/2001	Maddox	D23/213
6,390,391 B1 *	5/2002	Ulin	B05B 1/18 239/548
D458,343 S *	6/2002	Chen	D23/213
6,716,421 B2 *	4/2004	Brode, III	A01M 1/026 424/646
D535,721 S *	1/2007	Ford	D23/213
7,441,369 B1 *	10/2008	McAtee	A01G 29/00 47/48.5
D867,529 S *	11/2019	Yang	D23/213
D888,890 S *	6/2020	Hamlin	D23/213
2011/0056128 A1 *	3/2011	King	A01G 29/00 47/48.5

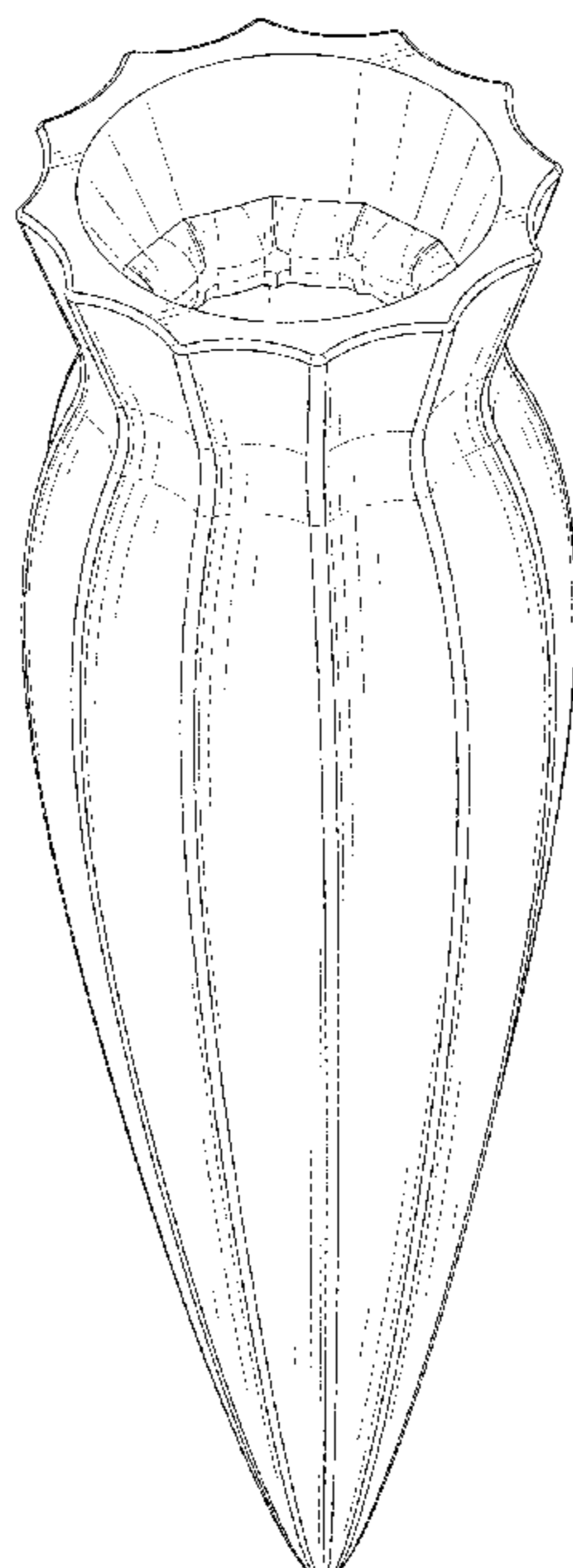
(57) **CLAIM**

The ornamental design for a plant watering stake, as shown and described.

DESCRIPTION

FIG. 1 is a front and top perspective view of a plant watering stake, showing my new design;
FIG. 2 is a rear and bottom perspective view thereof;
FIG. 3 is a front elevation view thereof;
FIG. 4 is a rear elevation view thereof;
FIG. 5 is a left side elevation view thereof;
FIG. 6 is a right side elevation view thereof;
FIG. 7 is a top plan view thereof; and,
FIG. 8 is a bottom plan view thereof.
The broken lines in the figures illustrate portions of the plant watering stake that form no part of the claimed design.

1 Claim, 8 Drawing Sheets



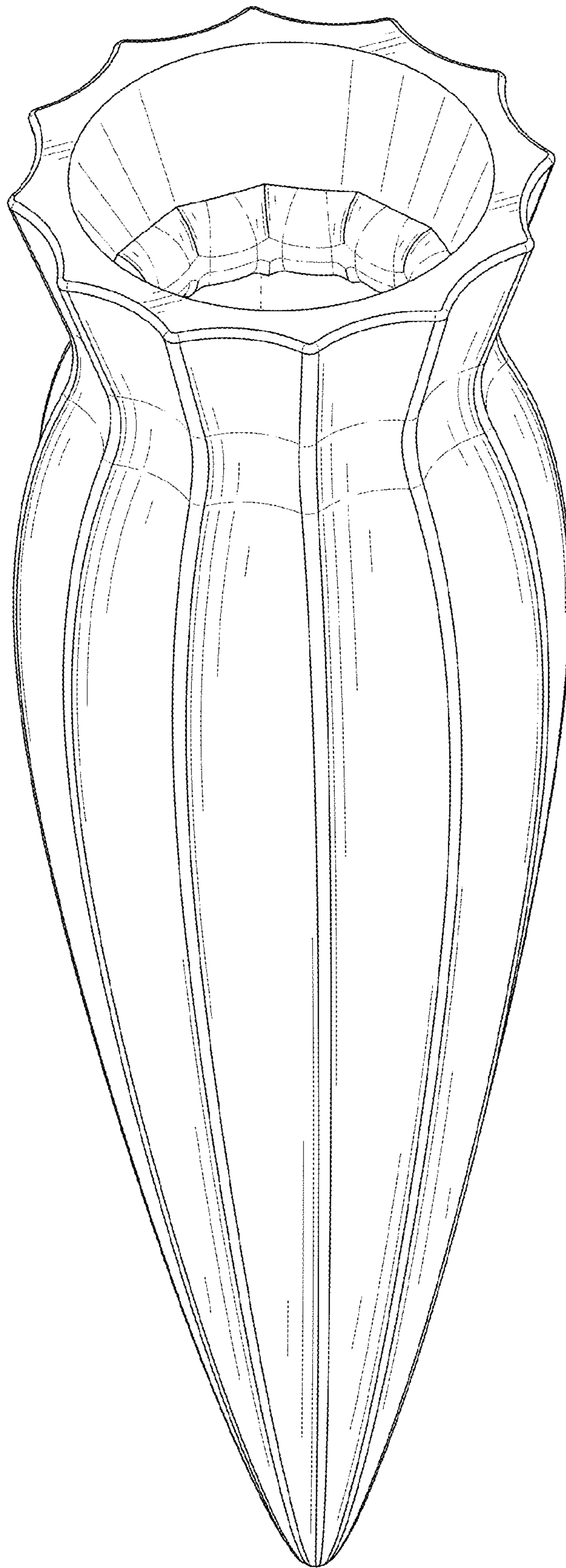


FIG. 1

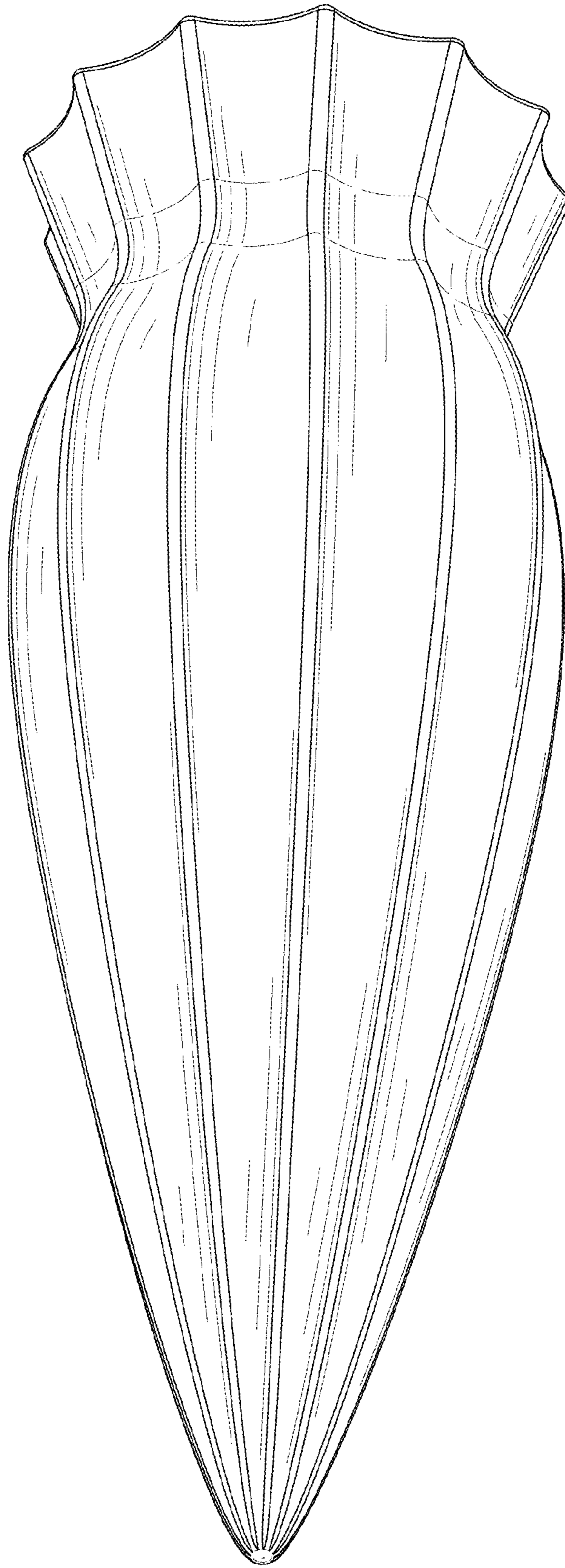


FIG. 2

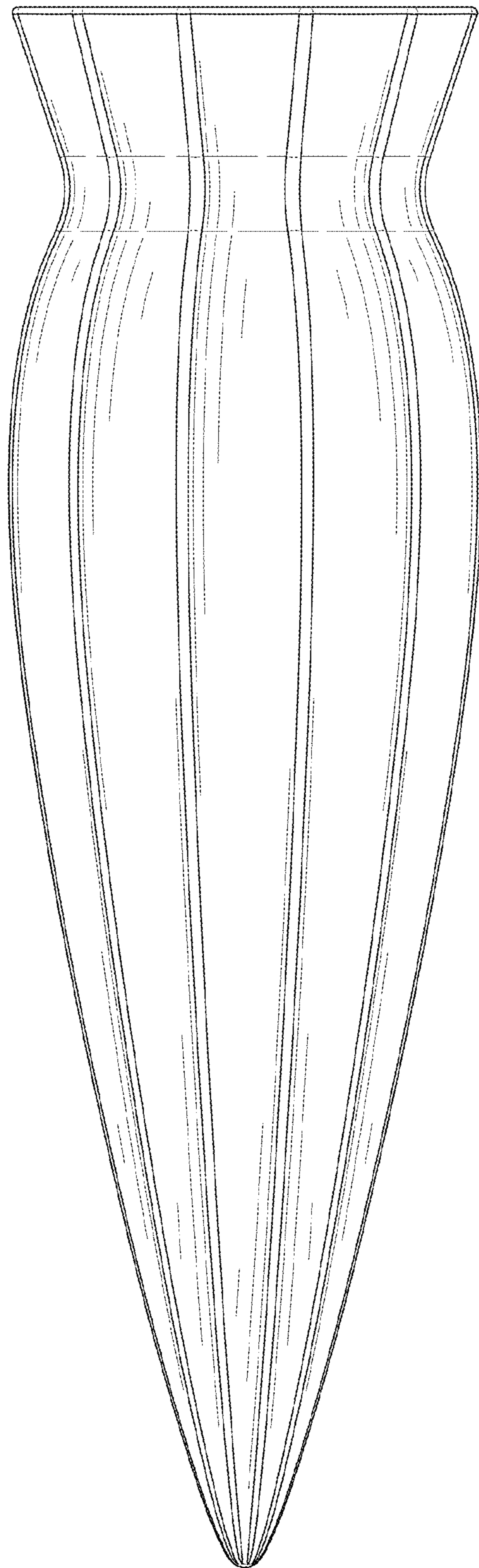


FIG. 3

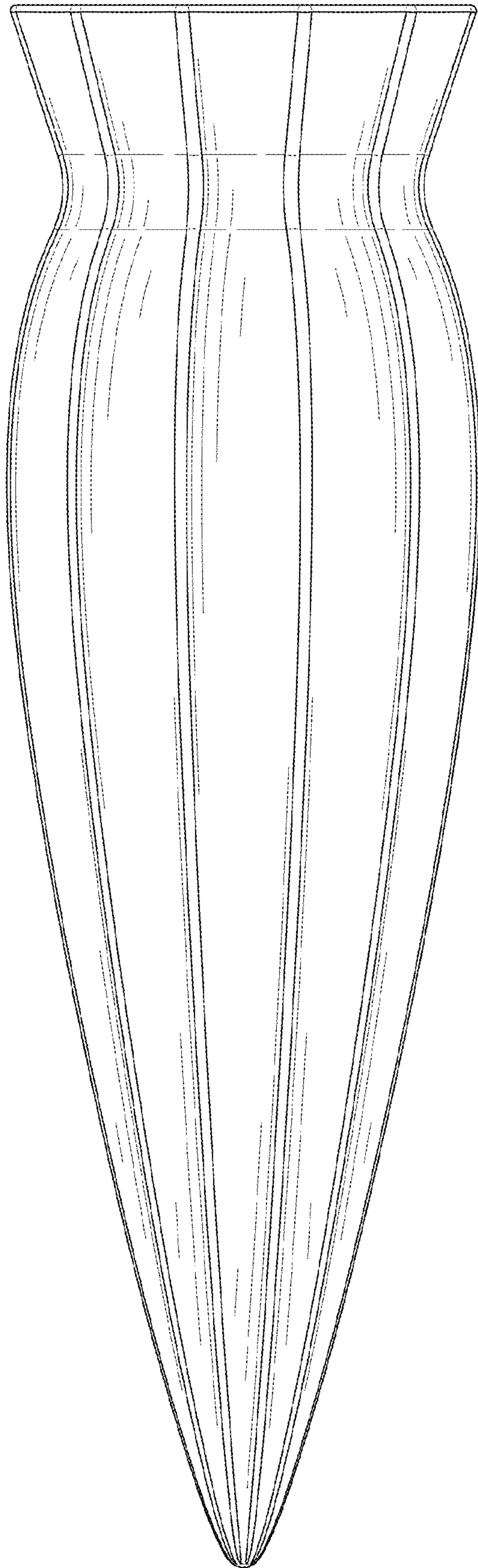


FIG. 4

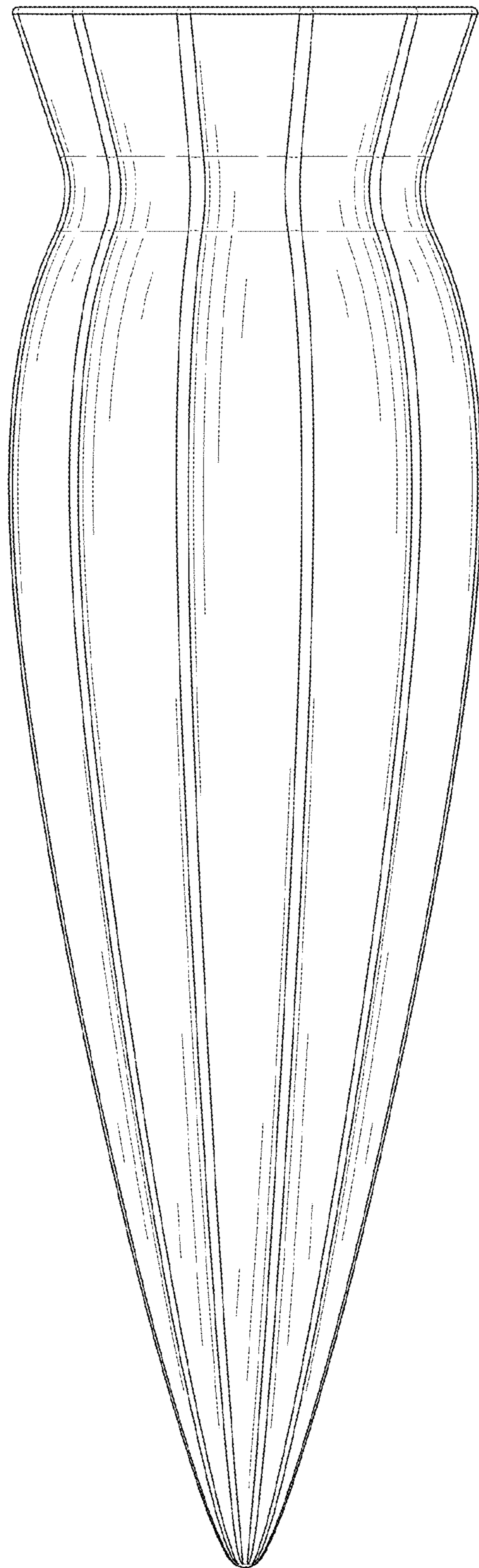


FIG. 5

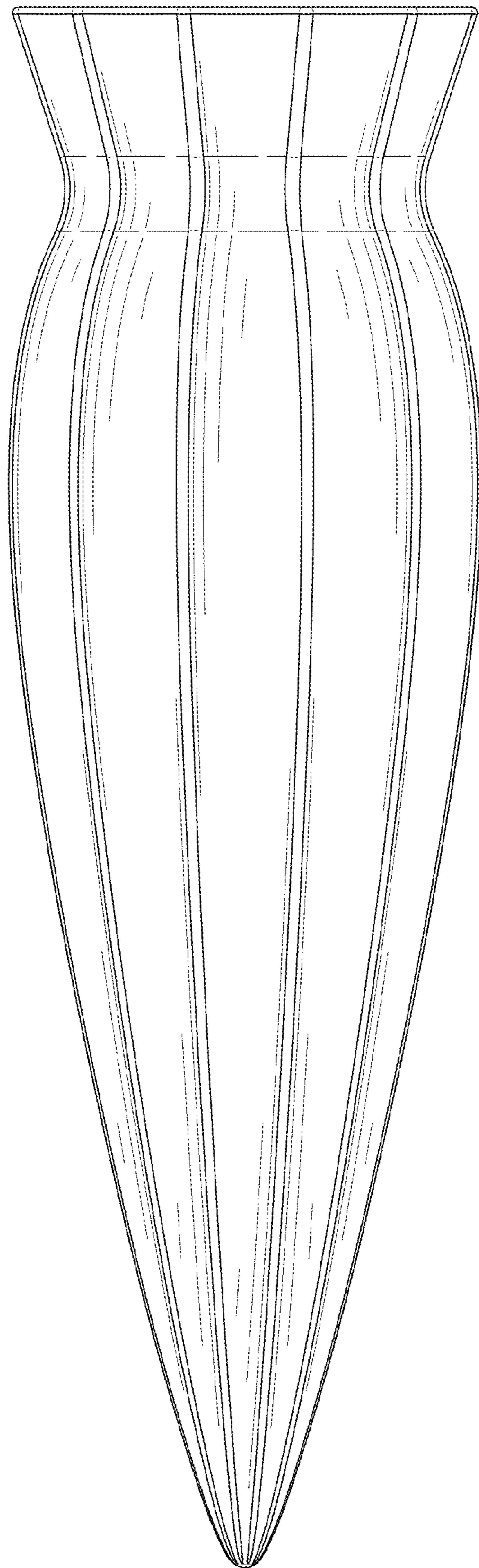


FIG. 6

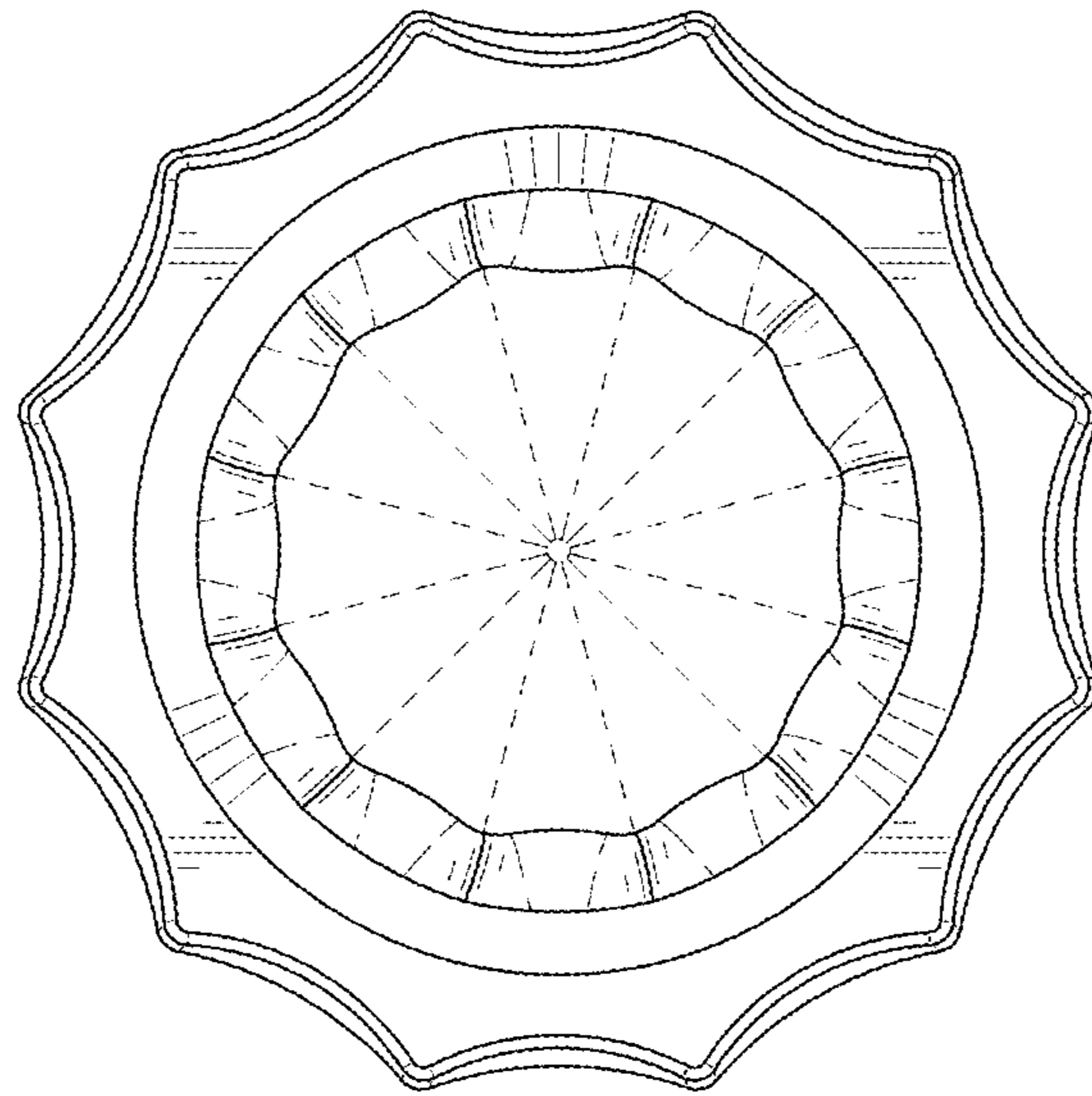


FIG. 7

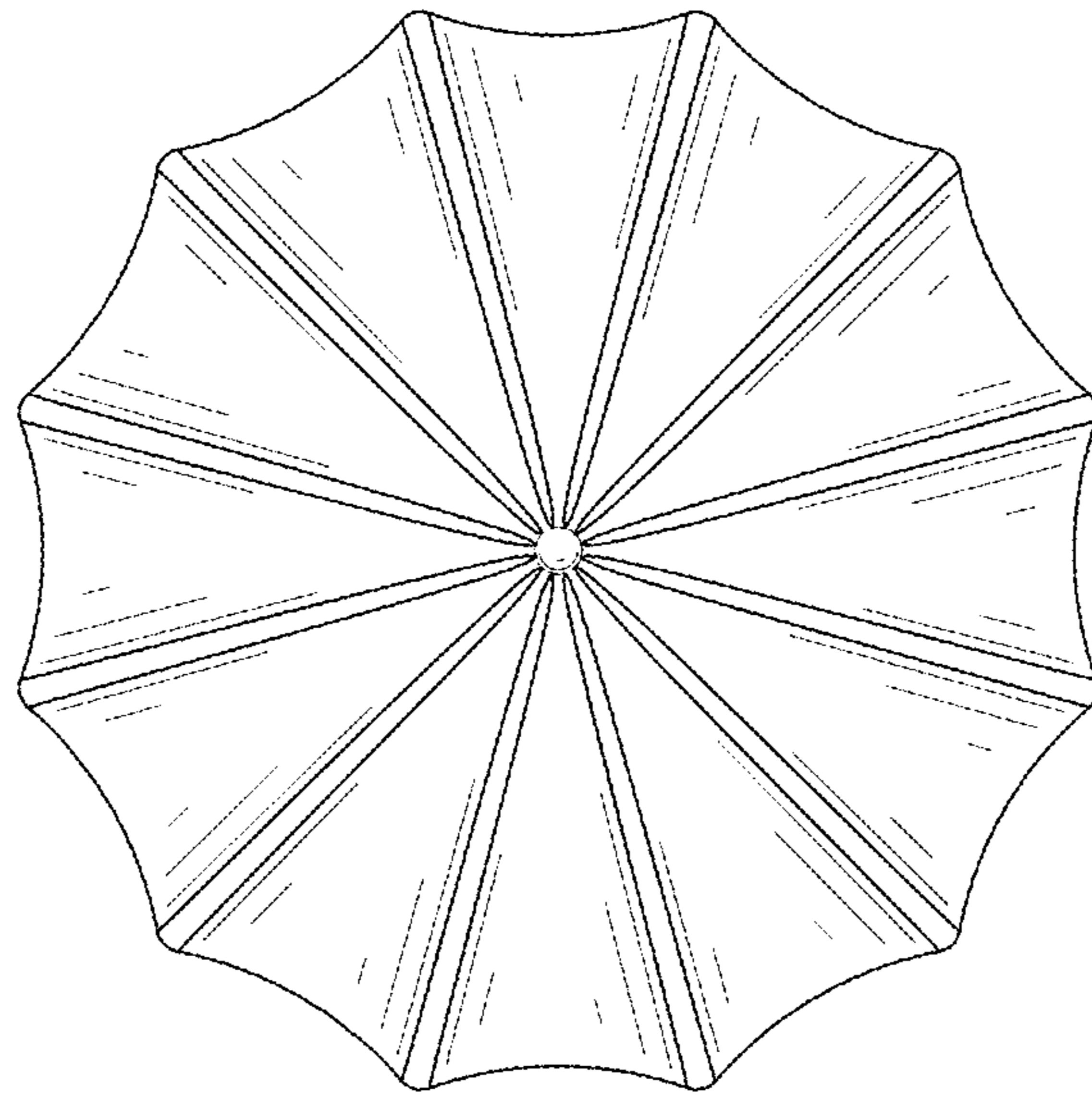


FIG. 8