



US00D973820S

(12) **United States Design Patent**  
**Chen et al.**

(10) **Patent No.:** **US D973,820 S**

(45) **Date of Patent:** **\*\* Dec. 27, 2022**

(54) **SWIMMING RING**

(71) Applicant: **Hangzhou Juheng Brand Management Co., Ltd.**, Hangzhou (CN)

(72) Inventors: **Hao Chen**, Hangzhou (CN); **Mingji Dai**, Hangzhou (CN); **Degao Tang**, Hangzhou (CN)

(73) Assignee: **Hangzhou Juheng Brand Management Co., Ltd.**, Hangzhou (CN)

(\*\*) Term: **15 Years**

(21) Appl. No.: **29/849,616**

(22) Filed: **Aug. 12, 2022**

(51) **LOC (13) Cl.** ..... **21-02**

(52) **U.S. Cl.**  
USPC ..... **D21/803**

(58) **Field of Classification Search**  
USPC ..... D21/646, 769–771, 778, 792, 801, D21/803–810, 814, 818–819  
CPC .. A41D 13/0518; A63B 2208/03; B63B 21/66  
See application file for complete search history.

(56) **References Cited**

**U.S. PATENT DOCUMENTS**

D427,656 S	*	7/2000	Peterson	.....	D21/803
D429,787 S	*	8/2000	Peterson	.....	D21/803
D469,494 S	*	1/2003	Arias	.....	D21/803
D650,462 S	*	12/2011	Parten	.....	D21/803

D687,114 S	*	7/2013	Gallet	.....	D21/803
D725,209 S	*	3/2015	Wampold	.....	D21/803
D775,293 S	*	12/2016	Miller	.....	D21/803
D802,075 S	*	11/2017	Wampold	.....	D21/803
D834,673 S	*	11/2018	Rogers	.....	D29/124
D846,678 S	*	4/2019	Arias	.....	D21/803
D857,828 S	*	8/2019	Thomas	.....	D21/803
D880,634 S	*	4/2020	Peterson	.....	D21/803
D921,804 S	*	6/2021	Chen	.....	D21/803
D922,512 S	*	6/2021	Chen	.....	D21/803
D932,578 S	*	10/2021	Zhu	.....	D21/803
D956,911 S	*	7/2022	Yang	.....	D21/803

\* cited by examiner

*Primary Examiner* — Michael C Stout

*Assistant Examiner* — Melvin L Davis

(74) *Attorney, Agent, or Firm* — Georgi Korobanov

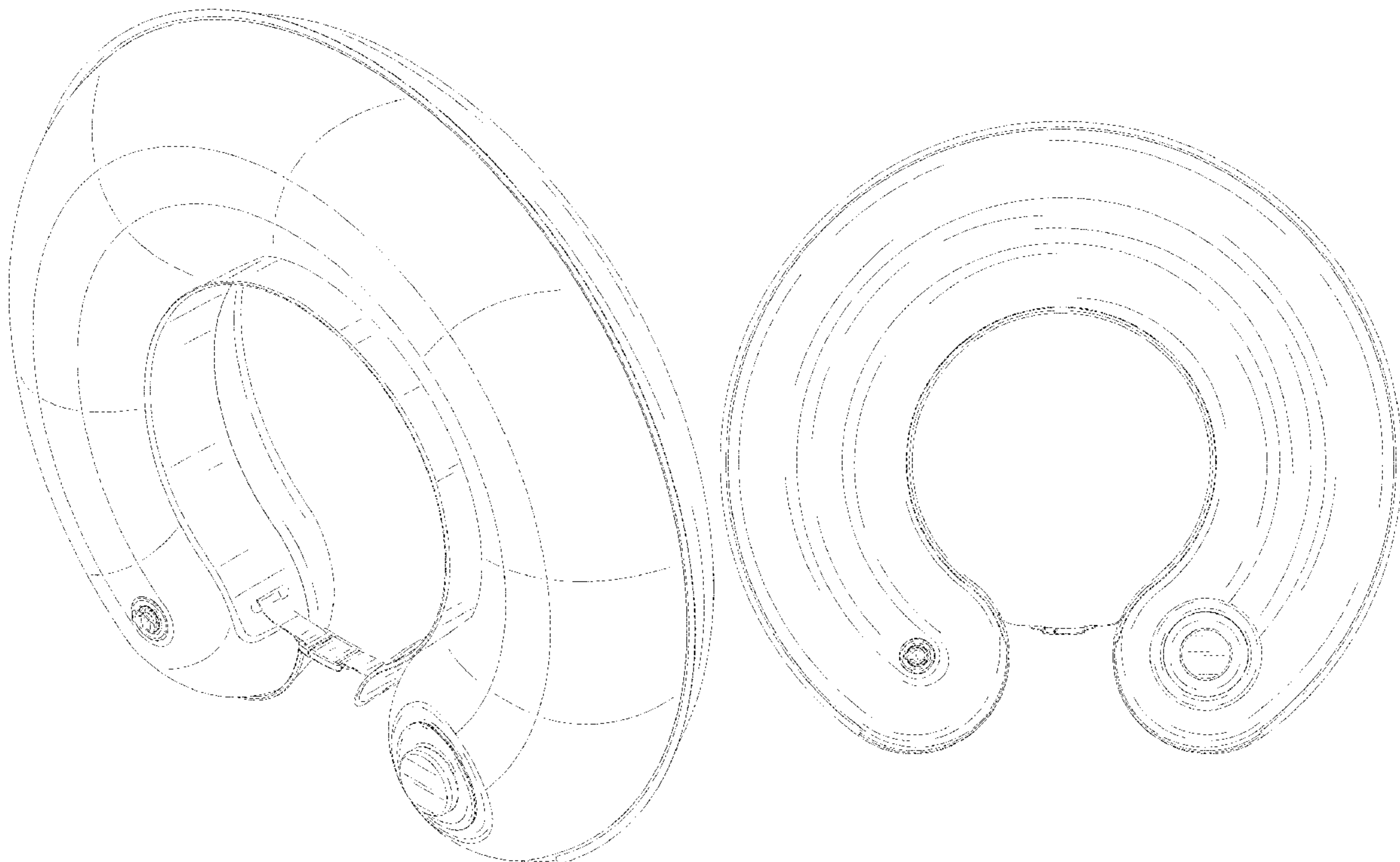
(57) **CLAIM**

The ornamental design for a swimming ring, as shown and described.

**DESCRIPTION**

FIG. 1 is a perspective view of a swimming ring, showing our new design;  
FIG. 2 is another perspective view thereof;  
FIG. 3 is a front view thereof;  
FIG. 4 is a rear view thereof;  
FIG. 5 is a left side view thereof;  
FIG. 6 is a right side view thereof;  
FIG. 7 is a top plan view thereof; and,  
FIG. 8 is a bottom plan view thereof.

**1 Claim, 8 Drawing Sheets**



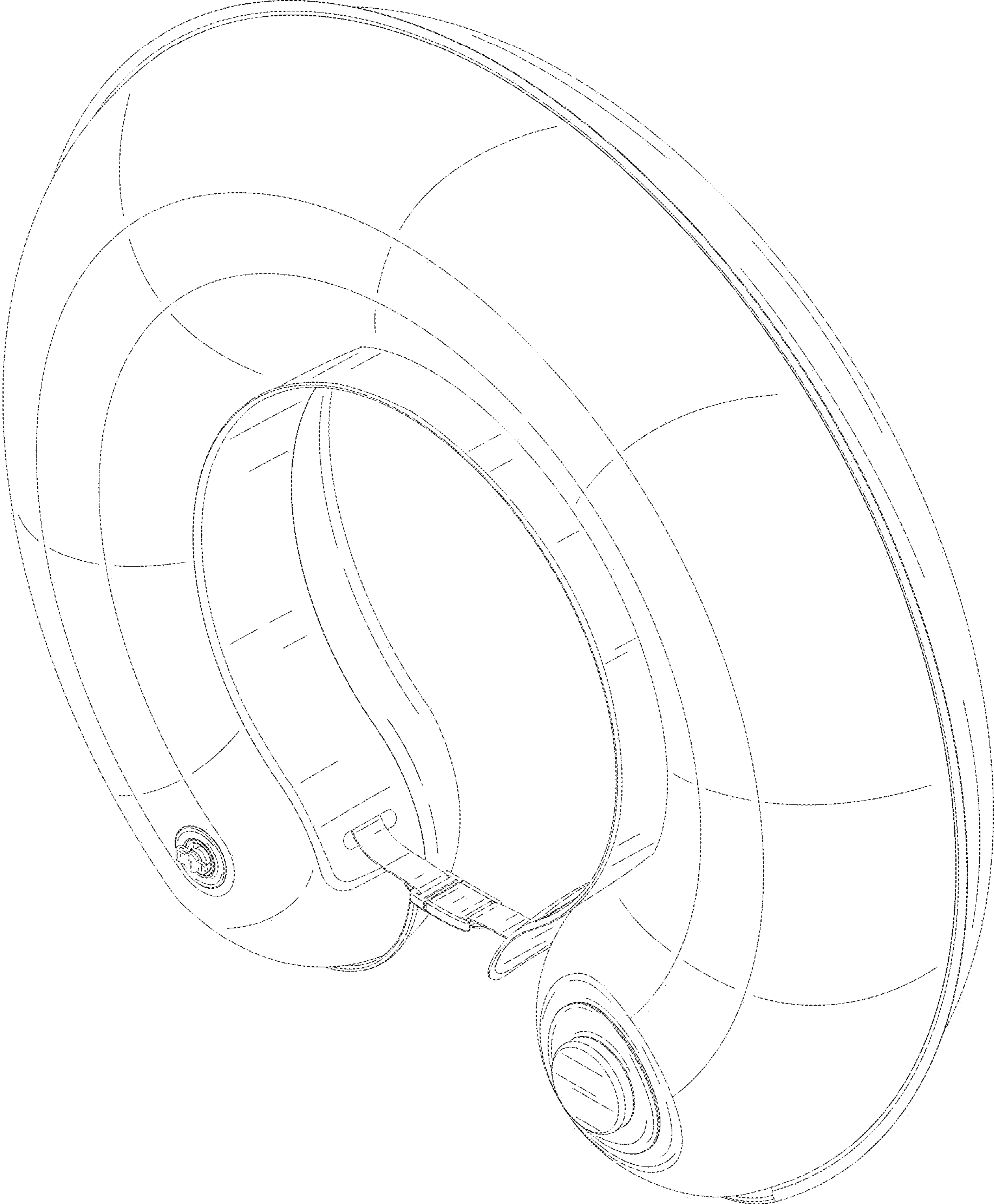


FIG. 1

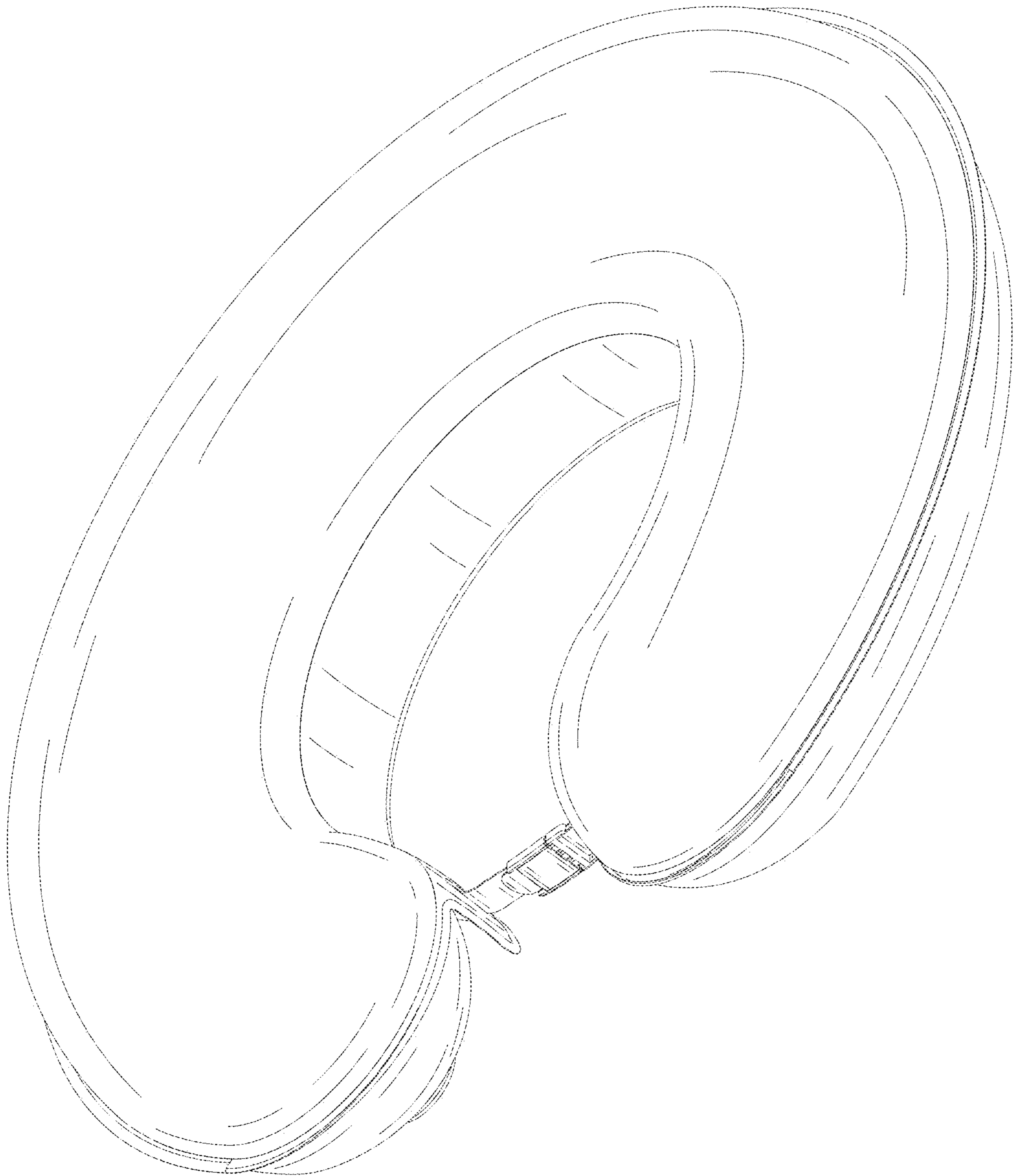


FIG. 2

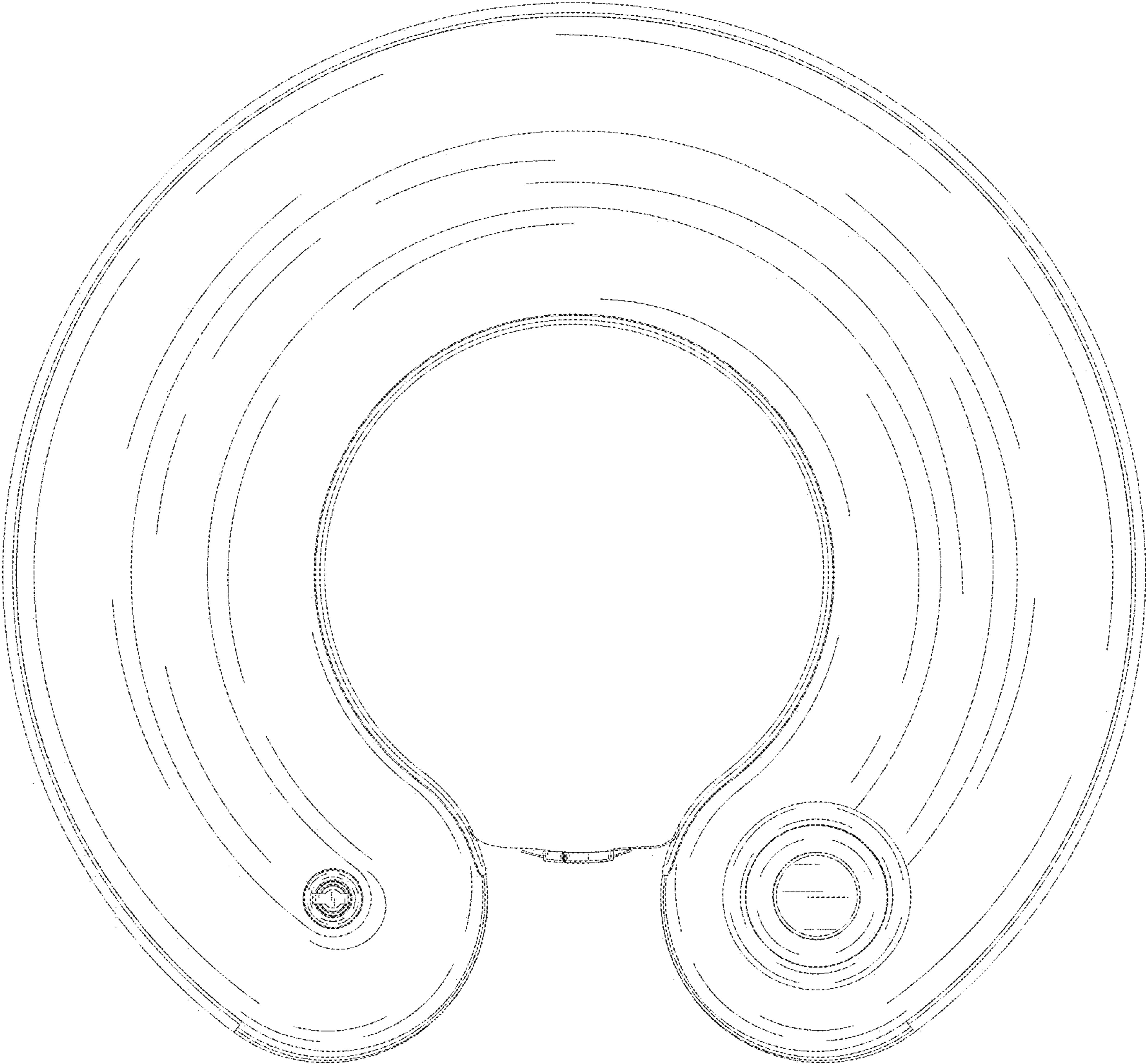


FIG. 3




FIG. 4




FIG. 5




FIG. 6

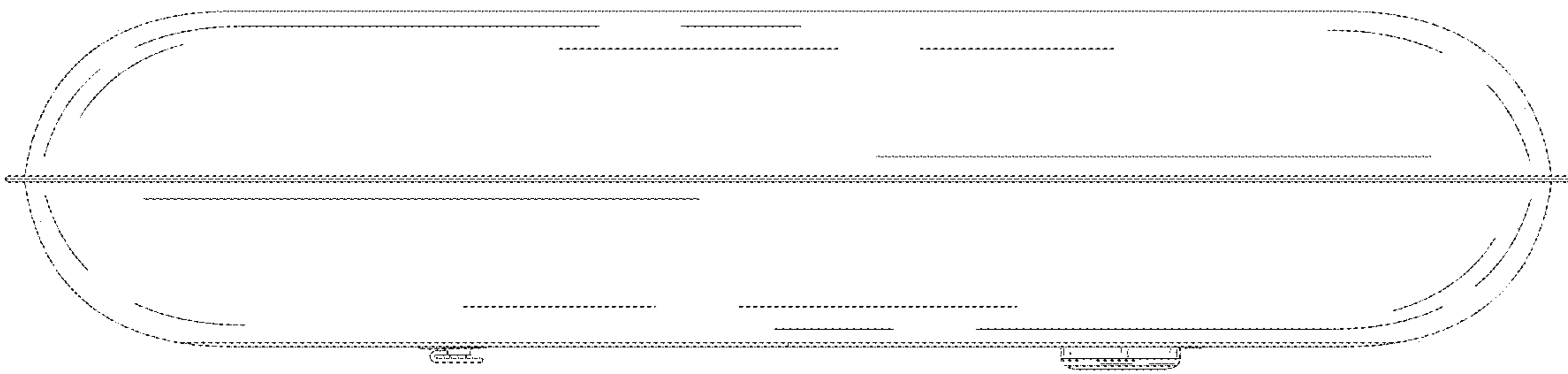


FIG. 7



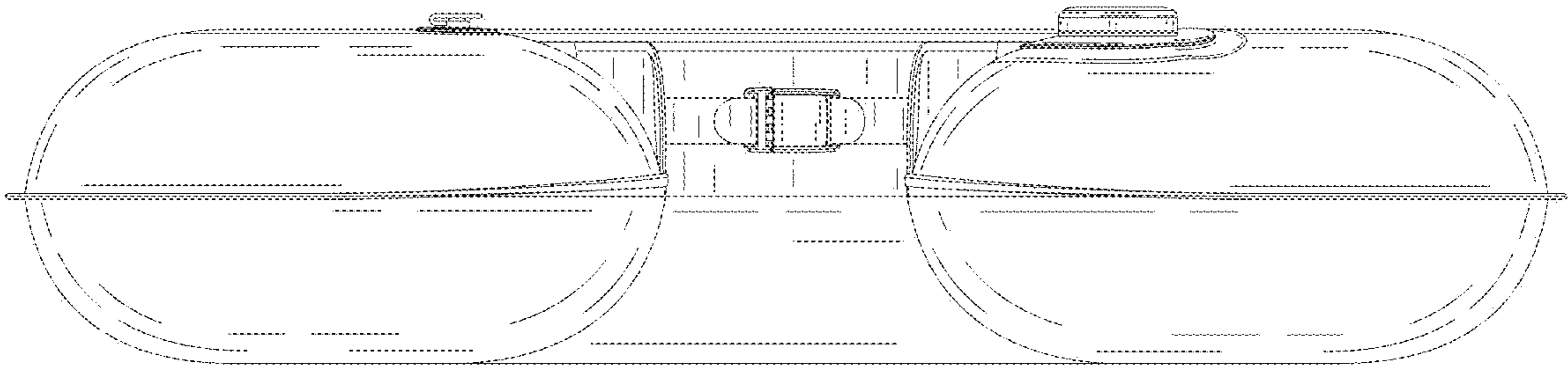


FIG. 8