



US00D973817S

(12) **United States Design Patent**  
**Reich**

(10) **Patent No.:** **US D973,817 S**

(45) **Date of Patent:** **\*\* Dec. 27, 2022**

(54) **COMBINED GOLF DIVOT TOOL AND BALL MARKER**

(71) Applicant: **Gary Thomas Reich**, Traverse City, MI (US)

(72) Inventor: **Gary Thomas Reich**, Traverse City, MI (US)

(\*\*) Term: **15 Years**

(21) Appl. No.: **29/770,710**

(22) Filed: **Feb. 16, 2021**

(51) **LOC (13) Cl.** ..... **21-02**

(52) **U.S. Cl.**  
USPC ..... **D21/793**

(58) **Field of Classification Search**  
USPC .... D21/793, 794, 789, 319; D8/1, 4, 14, 18, D8/79, 80, 47; D7/664, 653  
See application file for complete search history.

(56) **References Cited**

U.S. PATENT DOCUMENTS

D225,756 S *	1/1973	Stephens	.....	D21/793
D237,516 S *	11/1975	Yandes	.....	D21/793
D518,864 S *	4/2006	Bradshaw	.....	D21/793
D571,428 S *	6/2008	Williams	.....	D21/793
D816,789 S *	5/2018	Reich	.....	D21/793
D826,354 S *	8/2018	Kragerud	.....	D21/793
D855,135 S *	7/2019	Kang	.....	D21/793
D866,695 S *	11/2019	Reich	.....	D21/793
D866,696 S *	11/2019	Reich	.....	D21/793
D875,866 S *	2/2020	McIlvain	.....	D21/793
D947,304 S *	3/2022	Reich	.....	D21/793

2006/0009313 A1*	1/2006	Parks	.....	A63B 57/20 473/408
2009/0082127 A1*	3/2009	Donne	.....	A24F 13/24 473/286
2009/0163300 A1*	6/2009	Lueders	.....	A63B 57/50 15/236.01

OTHER PUBLICATIONS

Hat trick openers, announced 2016 [online], [site visited May 3, 2022]. Available on internet, URL:https://www.amazon.com/Hat-Trick-Openers-Ireland-Nickel/dp/B01HEBX6FI/ref (Year: 2016).\*  
Graphics and more, announced 2017[online], [site visited May 3, 2022]. Available on internet, URL:https://www.amazon.com/GRAPHICS-MORE-Bigfoot-Sasquatch-Walking/dp/B074TZ4YY9/ref (Year: 2017).\*

\* cited by examiner

*Primary Examiner* — Khawaja Anwar  
*Assistant Examiner* — Julice Seung Eun Oum

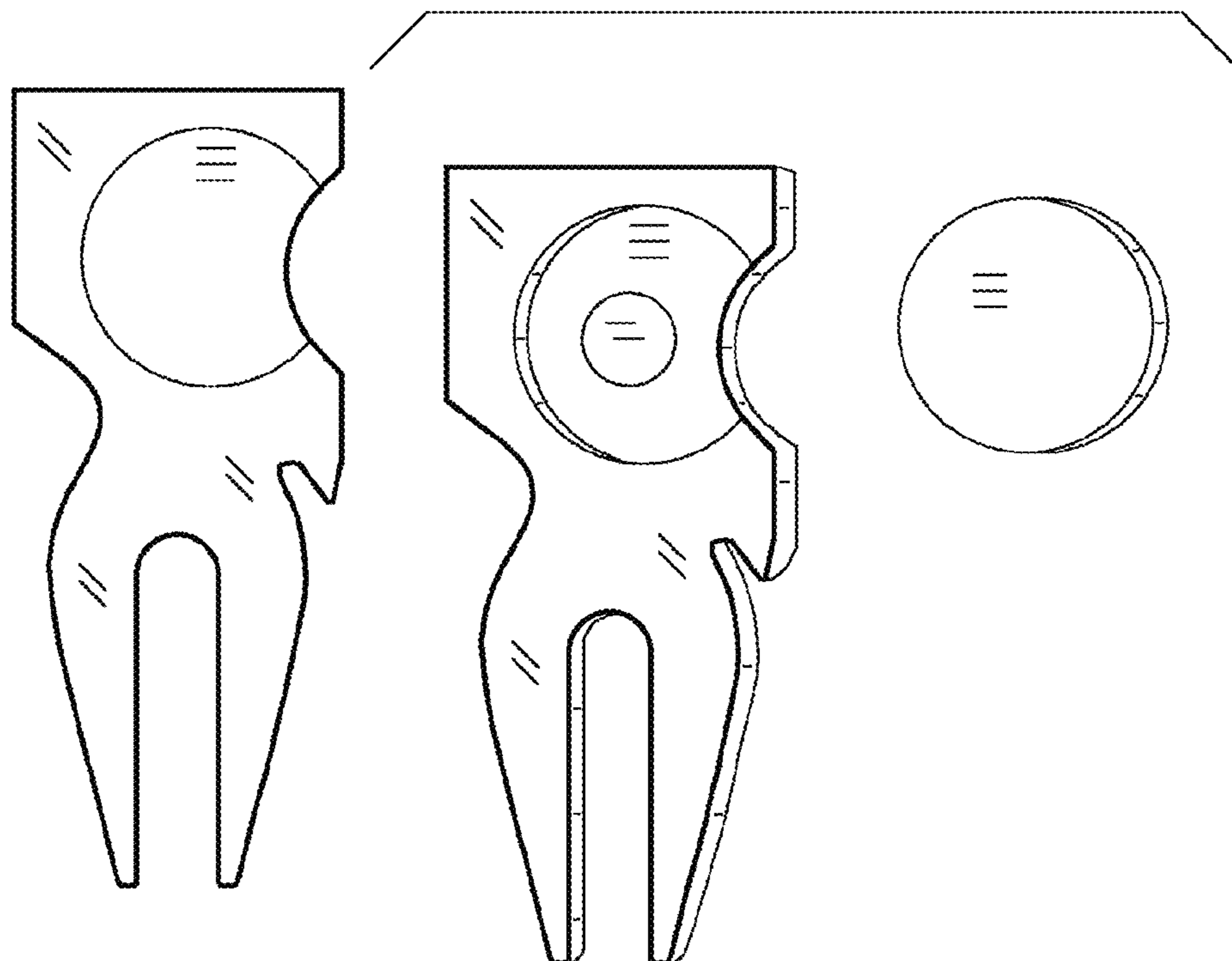
(57) **CLAIM**

The ornamental design for a combined golf divot tool and ball marker, as shown and described.

**DESCRIPTION**

FIG. 1 is a front elevational view of the combined golf divot tool and ball marker showing my new design;  
FIG. 2 is a front elevational view with the ball marker removed;  
FIG. 3 is an exploded perspective view.  
FIG. 4 is a side elevational view of FIG. 1; and,  
FIG. 5 is a rear elevational view of FIG. 1.

**1 Claim, 5 Drawing Sheets**



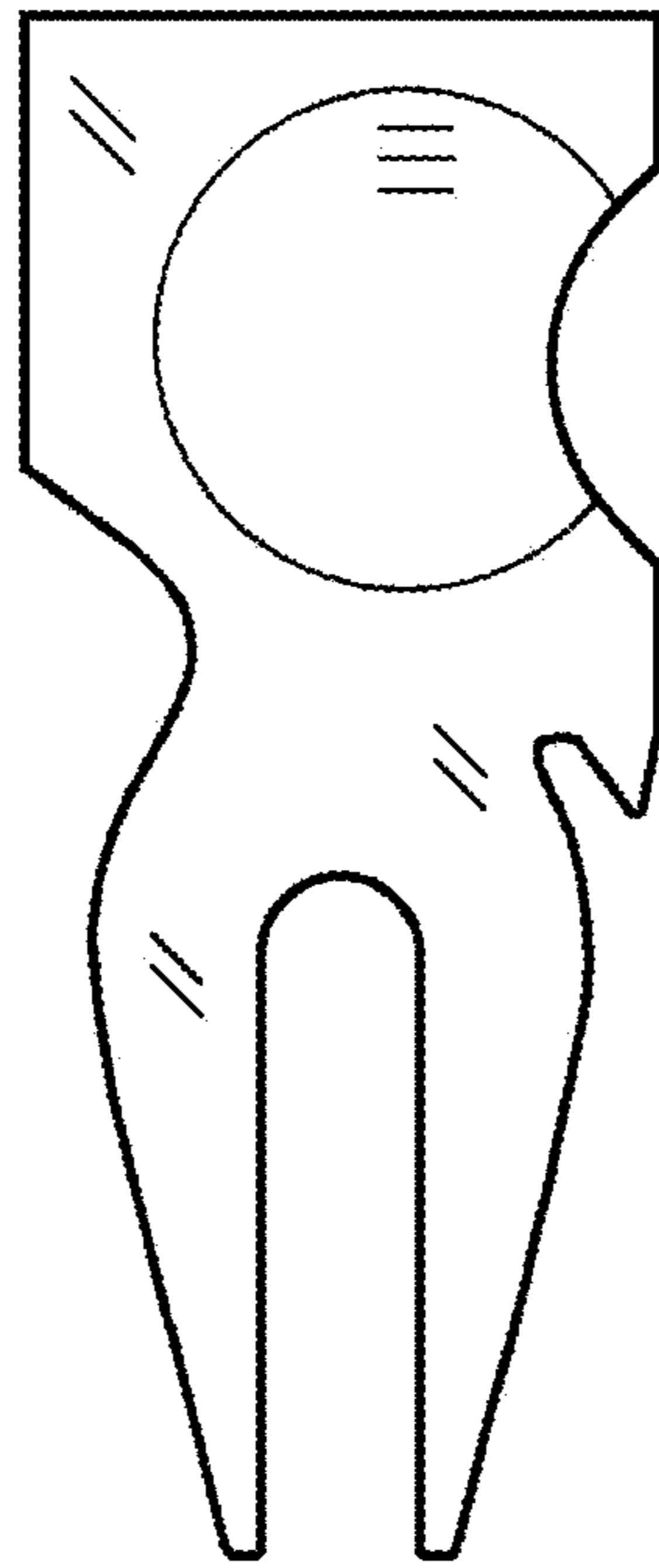


FIG. 1

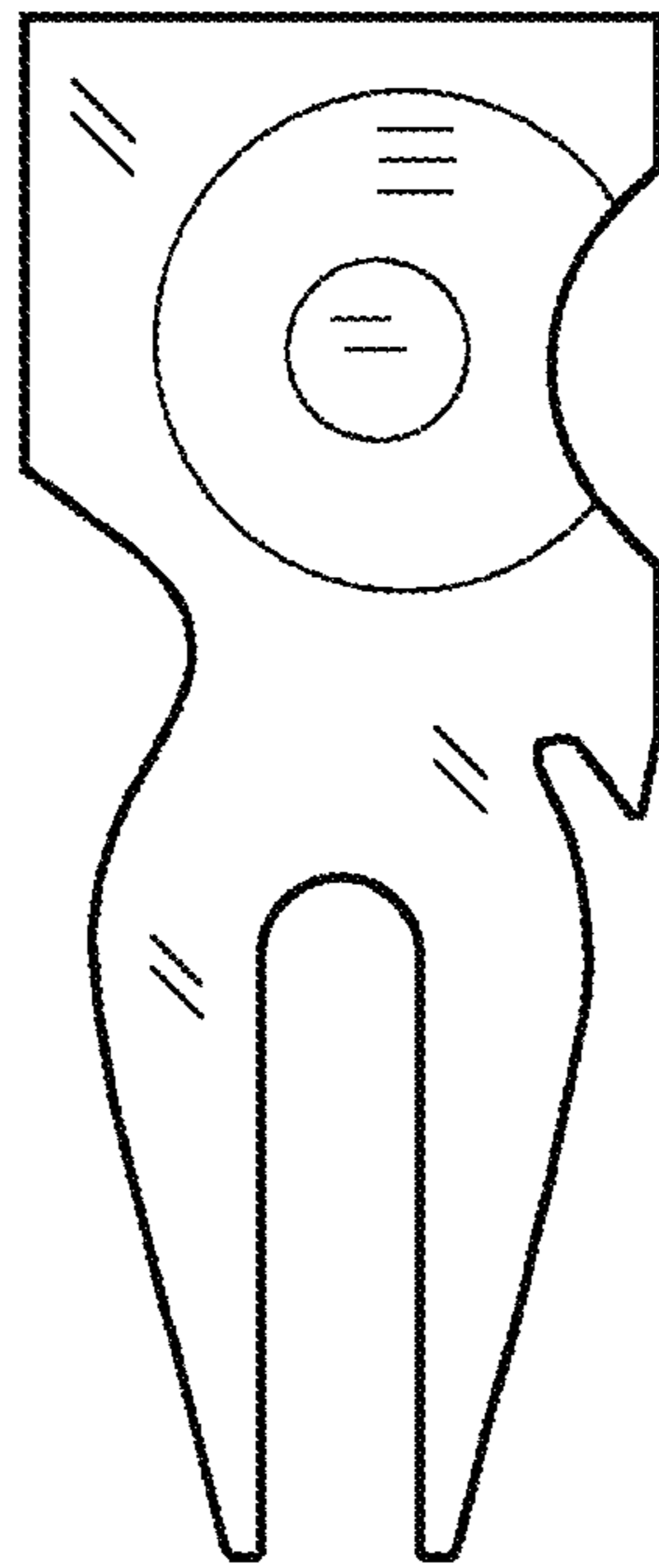


FIG. 2

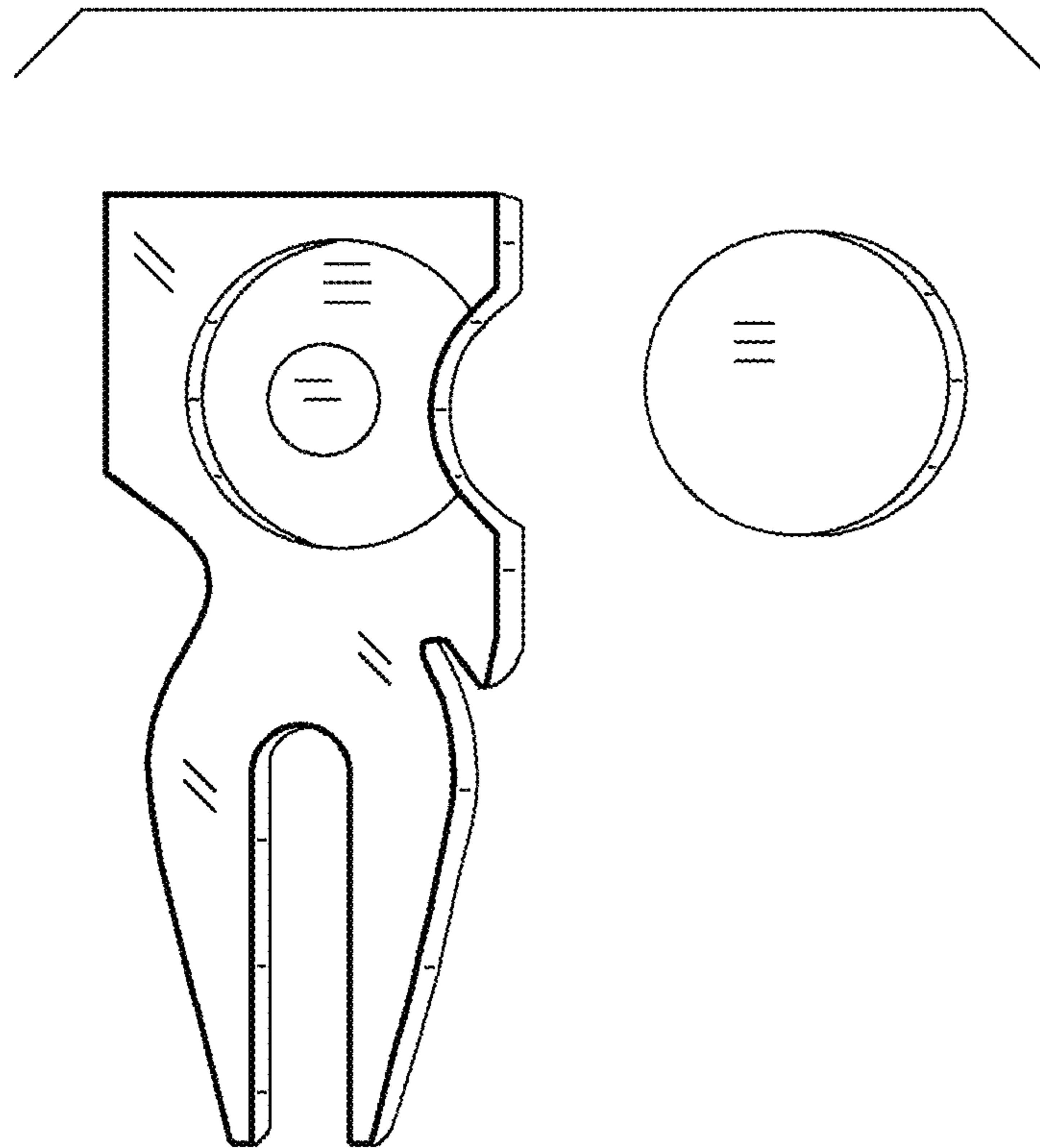


FIG. 3

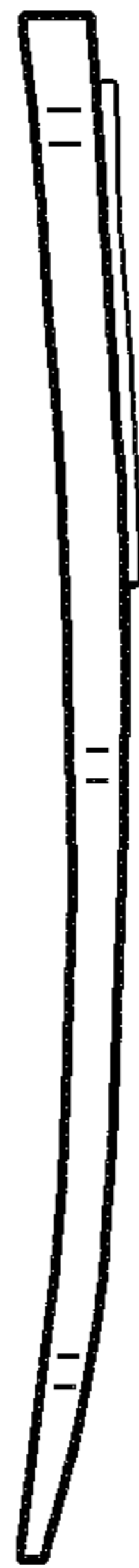


FIG. 4

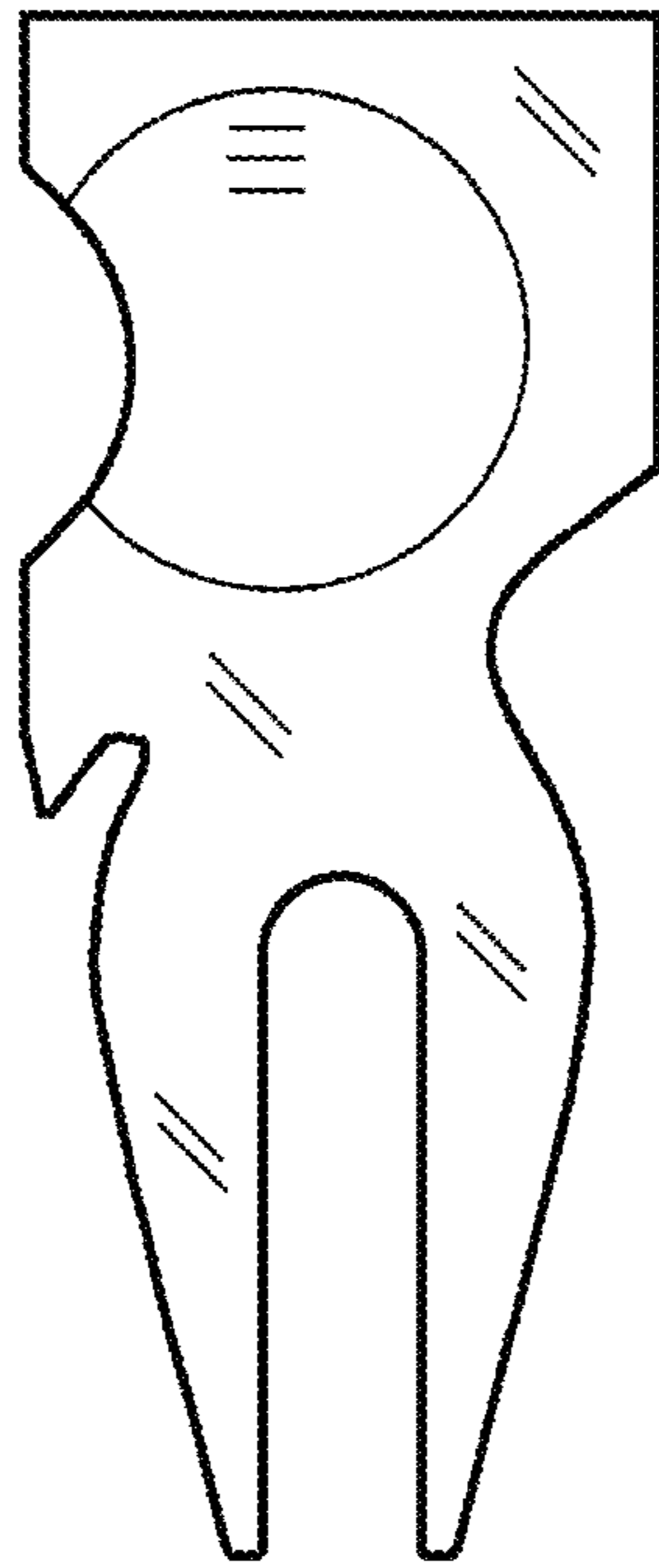


FIG. 5